KUKKO // *Pull forward*

FOR OVER 100 YEARS
THE NUMBER 1 IN THE WORLD



THE SPECIALIST FOR NON-DESTRUCTIVE REMOVING

Table of Contents

Guiding principles

Activity index / Series overview 4
Foreword 18
Modular system 20
KUKKO Original 22
Logistics 24
Sustainability 26
Industries 28
Omnipresence 30
Digital Support 32
KUKKO Live 34
KUKKO Live 36
KUKKEY 38
The Power of the Drive 40
The KUKKO Numbering System 44

Pulling

External 48
Internal 360
Separation 446
Removing 483

Hydraulic oil

Puller 555
Cylinder 580
Nut splitter 583
Optional extensions 584

Automotive

Chassis 598
Glass 647
Steering wheel 654
Engine 661
Electrical 687
Clutch 688
Axles 693
Brakes 698

Cutting & Loosening

Nut splitter 704
Gasket cutter 718
Heating device 723
Chain tools 727
Thread repair 736
Thread files 739
Screw extractor 740
Sheet Cutter 751
Soft scraper 753
Punching and Cutting 755

Pressing & Insertion

Bearing installation tools 781
Pressing & Insertion 783
Workshop press 785

Gripping & Holding

Tension clamp 796

Clamps 803
Vise 841
Flange Spreader 843
Locking Pliers 847
Tool Holder 855
Special tools 857

Screws & Drive

Watchmaker Screwdriver 865
Stift key 871
European 893
Impact Wrench 894
Unlocking Key 897
Hook spanner 898

Signing & Marking

Letter and Number Stamps 905
Stencil 922
Hand punch stamp 924
Wheel impact stamping 932
Seal tools 935

Sets & Presentation

Suitcase 948
Tool cart 951
Operating equipment 953
Wall panel 958
Sales walls 979
Demo cube 983

Hammers

Soft-face hammer SELECTHOR 990
Soft-face hammer 999

Sparking-free

Spark-free Tabs Puller 1008
Non-Sparking Set 1010
Non-Sparking Tools 1012

Care & Safety

Special Grease 1029
Bio-Multi-Oil 1031
Fall protection 1032
Accident protection plans 1033
Tie Down Strap 1034

Food & Drink

Knife 1041
Lobster tongs 1045
Cap and lid lifter 1046

Merchandising

Clothing 1053
Exhibition stands 1055
Promotional item 1056

Activity index / Series overview

(page included)

SERIES	20-Classic	30-Classic	20-ST	20-P	20-AV	30-P	20-Classic-B	30-Classic-B	K-2030-20-B
External									
PAGE	60	65	71	72	73	75	76	78	80

SERIES	30-S-T	K-2030-10-S-T	20-SP-T	30-SP-T	20+	30+	K-2030-10+	K-2030-1+A	20-ST+
External									
PAGE	97	99	100	101	102	106	109	110	111

SERIES	K-20-1+S-T	20-ST+S	20+SP	20+S-T	30+S-T	K-2030-10+S-T	20+ST+S	20x	20-STx
External									
PAGE	128	129	130	131	133	135	136	137	140

SERIES	11-B	11-BV	Y28-11	Y20-11	David	K-600	K-606	K-8-HP	120
External									
PAGE	159	160	161	162	163	173	177	181	188

SERIES	46	46-B	47	47-B	201	202	203	201-F	202-F
External									
PAGE	213	214	215	216	221	222	224	225	226

SERIES	Y0-206	Y-208	Y0-208	YX8-X00	YX8-X56	Goliath	208	209	201-S
External									
PAGE	245	246	247	248	250	251	264	265	269

20-H	20-S	30-S	K-2030 -10-S	K-2030 -20-S	20-ST-S	20-SP	30-SP	20-S-T	SERIES
									External
81	82	86	90	91	92	93	94	95	PAGE

20+B	30+B	K-20-1-2+B	K-20-15	20+S	30+S	K-2030 -10+S	K-2030 -20+S	K-2030- 20+S+B	SERIES
									External
112	113	114	115	116	120	124	125	126	PAGE

30x	20xS	30xS	K-2030 -20xS	20-STxS	20xSP	30xSP	11-A	11-AV	SERIES
									External
142	146	150	152	153	154	155	156	158	PAGE

130	120-ST	110	200-1	K-200	41	41-B	42	42-B	SERIES
									External
189	190	194	199	200	205	206	207	208	PAGE

205	205-B	206	206-B	207	207-B	Y-205	Y0-205	Y-206	SERIES
									External
233	235	236	238	239	241	242	243	244	PAGE

202-S	43	43-10	43-0	44	45	114	482	483	SERIES
									External
270	276	277	278	279	281	287	291	292	PAGE

Activity index / Series overview

(page included)

SERIES	48	K-482	844-B	845-B	845-150	845-250	845-851	845-855	845-858
External									
PAGE	293	294	298	300	302	303	304	305	306

SERIES	221	220/221	K-220	K-220-221	224-178	224-675	WT-220	Micro	140
External									
PAGE	331	332	333	334	335	336	337	341	342

SERIES	21	21-E	22-0	22-0+	K-26	28-A/B	27-A	22	25
Internal									
PAGE	369	371	382	383	384	385	387	395	396

SERIES	Y-21-E	818-0	YX8-X18	Y-180	Y0-180	YX8-X00	GA	GE	18-A
Internal									
PAGE	408	409	410	412	413	414	434	436	438

SERIES	15	K-15	K-20-15	17	K-17	Y-15	18	18-B	818-100
Seperator									
PAGE	453	455	456	457	458	459	460	462	463

SERIES	69	70	70-K	70-0	K-70	KS-70-A-K	13	K-13	222
Removing									
PAGE	490	492	495	496	499	501	505	506	507

820	818-215	12	12-A	14	14-S	112	113	220	SERIES
									External
307	308	312	313	317	318	322	323	330	PAGE

140-S	204-0	204	210	225-G	225-0	225-SK-G	225-SK	225-S	SERIES
									External
343	348	349	350	355	356	357	358	359	PAGE

24	K-22	K-22-A-M	K-22-E	28-C/D	221-G	224	223	818-021	SERIES
									Internal
397	399	400	401	402	404	405	406	407	PAGE

18-AS	VM	22-1-AS	K-22-UNC	KS-22	223-K	SERIES
						Internal
439	440	441	442	443	445	PAGE

818-150	YX8-X18	YX8-X00	Goliat h-218	Goliat h-200	SERIES
					Seperator
464	465	467	469	470	PAGE

K-222	68	K-68	29-A-69	23	223-0	139	K-363	135	SERIES
									Removing
508	510	511	512	518	519	520	521	522	PAGE

Activity index / Series overview

(page included)

SERIES	177-0	177/10	177-A	728-A	728-A-1	729-J	729-J-1	728K-729	50
Removing									
PAGE	523	524	525	526	527	528	529	530	531

SERIES	Chassis	127-0	127-A	K-127-A	128	128-0	128-H	128-T-4	129
Automotive									
PAGE		602	603	604	605	606	607	608	609

SERIES	129-5-H-0	129-6	129-7	129-7-H	129-H	145	K-363	135	10-M
Automotive									
PAGE	619	620	621	622	623	624	625	626	632

SERIES	K-226	Y-60-000	Citaro	Glass	128-F	128-F-60	142	K-142	2200-ST
Automotive									
PAGE	642	644	643		650	651	652	653	

SERIES	Uranos	W-6066	W-6067	W-6050	W-6050/9	124-K	100	101-1	101-3
Automotive									
PAGE	672	673	674	677	678	679	682	680	681

SERIES	YHU	Axles	K-226	18-4SAF	102	204-V	65	66	W-714
Automotive									
PAGE	692		693	694	695	696	645	646	697

51	52	53	53-A						SERIES
									Removing
532	533	534	536						PAGE

129-1	129-2	129-25	129-3-4	129-3-A	129-4-30	129-5	129-5-0	129-5-H	SERIES
									Automotive
610	611	612	613	614	615	616	617	618	PAGE

10-A	38	40	229-1-1	229-1-2	229	229-1	230-I	226	SERIES
									Automotive
633	634	635	636	637	638	639	640	641	PAGE

Steering wheel	31	32	33	34	Engine	118	16	K-16	SERIES
									Automotive
	657	658	659	660		664	670	671	PAGE

103-1	104	104-32	105	108	Electrical	48	Clutch	20-V	SERIES
									Automotive
683	684	685	685	686		687		691	PAGE

Brakes	126	126-15	123						SERIES
									Automotive
	698	699	700						PAGE

Activity index / Series overview

(page included)

SERIES	Y-205	Y0-205	Y-206	Y0-206	Y-208	Y0-208	Y28-11	Y20-11	Y-180
Hydraulic oil									
PAGE	555	556	557	558	559	560	561	562	563

SERIES	David	Axle	Citaro	Y-60-000	129-5-H-0	YRH	YRE	YSM	Y-57
Hydraulic oil									
PAGE	575	576	577	578	579	580	581	582	583

SERIES	Nut sp litter	54	K-54-B	55	K-55-B	56	Y-57	55-C	Heating device
Cutting & Loosening									
PAGE		712	713	714	715	716	717	718	

SERIES	K-98	W-714	97	Screw ex tractor	49	49-S	49-0	49-0-S	49-T
Cutting & Loosening									
PAGE	737	738	739		740	742	743	744	745

SERIES	2200	2200-ST	Punching a nd Cutting	326	326-KS	326-TS	326-300	121	334-820
Cutting & Loosening									
PAGE	753	754		755	758	759	760	762	763

SERIES	982	983	986	987	988	993	995	996	997
Cutting & Loosening									
PAGE	768	769	769	770	770	771	771	772	772

Y0-180	Y-21-E	Y-15	YX8-X00	YX8-X18	YX8-X56	Goliath	Goliat h-218	Goliat h-200	SERIES
									Hydraulic oil
564	565	566	567	569	571	572	573	574	PAGE

									SERIES
									Hydraulic oil
									PAGE

T-AW	K-78	Chain tools	58-1	59-1	59-1-1	59	Thread repair	K-58	SERIES
									Cutting & Loosening
723	724		728	729	730	731		736	PAGE

49-T-A	K-49	49-U	49-U-B	245	Sheet Cutter	321	322	Soft s craper	SERIES
									Cutting & Loosening
746	747	748	749	750		751	752		PAGE

750	970	971	972	973	974	974-HS	980	981	SERIES
									Cutting & Loosening
764	764	765	765	766	766	767	767	768	PAGE

									SERIES
									Cutting & Loosening
									PAGE

Activity index / Series overview

(page included)

SERIES	71	K-71-L	880	890	Axle	YRE	YPP		
Pressing & Insertion									
PAGE	781	782	783	784	785	788	787		

SERIES	Tension clamp	101	102-120	103	106	107	109	112-100	113-1
Gripping & Holding									
PAGE		796	797	798	799	800	801	802	802

SERIES	472	490	490P	490K	493	493P	493K	505/509	505P/507P
Gripping & Holding									
PAGE	813	814	817	820	821	822	824	825	827

SERIES	516	516-200	511	517	Vise	520	525	Flange S preader	160-1
Gripping & Holding									
PAGE	838	838	839	840		841	842		843

SERIES	691+	692	693	694	695	696	697	698	699
Gripping & Holding									
PAGE	849	850	850	851	852	853	853	854	854

SERIES	250-000	250-100	250-PH	250-500	250-550	250-600	291	291/9	292
Screw & Drive									
PAGE	865	866	867	868	869	870	871	872	873

SERIES

Pressing & Insertion

PAGE

Clamps	469	469P	469K	469PU	473K	475K	476K	480K	SERIES
									Gripping & Holding
	803	805	807	808	809	810	811	812	PAGE

505K/509K	440	365	420	430	431	432	450	450-260	SERIES
									Gripping & Holding
829	831	832	833	834	835	836	837	837	PAGE

160-2	165	Y-165	K-Y-165	Locking Pliers	689	690	690+	691	SERIES
									Gripping & Holding
844	845	846	847		847	848	848	849	PAGE

Tool H older	280	315	Special tools	W-3132/K2	721				SERIES
									Gripping & Holding
	855	856		857	858				PAGE

292/9	293	293/9	294	294/9	295	295/9	236	297	SERIES
									Screw & Drive
874	875	876	877	878	879	880	881	882	PAGE

Activity index / Series overview

(page included)

SERIES	297/7	301	301/9	302	302/13	303	401-TX	401/8	402-TX
Screw & Drive									
PAGE	883	884	885	886	887	888	889	890	891

SERIES	328 to 331	327-B	327-Z	300H	300H-S5	300H-S6	300SZ	332	332-110
Signing & Marking									
PAGE		922	923	924	927	928	929	932	933

SERIES	K-L-BOXX	K-A-KT	K-A-TL	K-CubeBoxx	X-MW	X-SW	X-LS	X-SB	X-SB-224
Sets & Presentation									
PAGE	948	949	950	951	953	954	955	956	957

SERIES	WT-010	WT-014	WT-017	WT-018	WT-019	WT-020	WT-021	WT-030	WT-031
Sets & Presentation									
PAGE	967	968	969	970	971	972	973	974	975

SERIES	3-KU-KU-1	3-GU-GU-1	3-NY-NY-1	3-NY-NY-0	K-Selecthor	343
Hammers						
PAGE	990	991	993	994	995	999

SERIES	201-F	202-F	K-200-F	K-201-F	K-202-F	345F	721F	832F	836F
Non-Sparking									
PAGE	1008	1009	1010	1011	1012	1012	1013	1013	1014

403-TR	1900	133	406	W-8800	SERIES
					Screw & Drive
892	893	894	896	897	PAGE

332-120	332-100	334-900	334-910	334S	334-928	334-929	334-933	334-030	SERIES
									Signing & Marking
934	935	935	936	937	938	939	940	940	PAGE

WT-220	30-20-T	30-20+T	WT-000	WT-002	WT-003	WT-003+S	WT-004	WT-008	SERIES
									Sets & Presentation
958	959	960	961	962	963	964	965	966	PAGE

WT-50	WT-1-IN DUSTRIE	WT-43-4 4-45/12	EVLW-INDUS TRIE-BASIC	EVLW-2-I NDUSTRIE	EVLW-2-KFZ	EVLW-2-NFZ	999-H	SERIES
								Sets & Presentation
976	977	978	979	980	981	982	983	PAGE

									SERIES
									Hammers
									PAGE

1005F	1006F	1006F6	1006FD	1006FR	1006FS	1006FSD	1006FSP	1006FSR	SERIES
									Non-Sparking
1015	1016	1017	1018	1018	1019	1020	1021	1022	PAGE

Activity index / Series overview

(page included)

SERIES	KSF-69	KSF-69-C	699990	660	UFP	USB
Care & Safety						
PAGE	1029	1030	1031	1032	1033	1034

SERIES	90-100	90-200	90-190	90-900	91-160	404	1919-900
Food & Drink							
PAGE	1041	1042	1043	1044	1045	1045	1046

SERIES	1919-200	1919-200B	999-SH	125
Merchandising				
PAGE	1053	1054	1055	1056

SERIES



Care & Safety

PAGE

SERIES



Food & Drink

PAGE

SERIES



Merchandising

PAGE



Foreword

Dear business partners,

With great pride, we present you with this manual—a compendium of collected knowledge about Pulling. For over 1,000 original products, we have compiled their Applications, instructions, Advantages, and the most important product features. Additionally, the overarching functions for all product groups relating to the four Pulling principles External, Internal, Separation, and Removing, as well as all other activities, are explained.

The know-how thus compiled from over 100 years of successful entrepreneurship is unique in its breadth of knowledge. As the inventor of the Puller and a global solution developer, we are committed to progress and are always one step ahead, especially in challenging times. From this self-understanding, we grant a lifetime warranty on our tools—as an expression of our confidence in the outstanding quality of our products.

Embedded within the K+K Swiss corporate group, headquartered in Ranzo, Switzerland, the flagship brand KUKKO benefits from the legal, financial, and economic stability of the Swiss company. In this way, procurement and logistics chains can be ensured quickly and efficiently across the three logistics centres in Europe, Asia, and the USA. At the same time, this global group structure provides the best conditions to address our global customers locally and to serve them with a product range tailored to their individual needs.

We thank you for your trust in our premium tools and look forward to every suggestion

to help us further develop our products and services.

Kindest regards,



Michael Kleinbongartz
CEO K+K Swiss AG
Business owner KUKKO oHG



Max Alfred Kleinbongartz
Managing Director K+K Swiss AG
Business partner KUKKO oHG

KUKKO, the inventor of the modular system





World's largest Range of products

As a specialist for pullers, KUKKO has made it its mission to design the right tool for every pulling situation.

Since no pulling process is the same, the KUKKO range includes a wide variety of pullers in numerous designs and sizes. Thanks to this diverse product selection, every component can be dismantled or assembled. Whether external extraction, internal extraction, separation or removing – KUKKO finds the perfect solution for every challenge. And if a specific puller is not immediately available for a special requirement, it can be assembled as an upgrade with just a few easy steps.

The modular system has been continuously further developed throughout the company's history and is thus an expression of a unique selling point.

Thanks to a limitless mix & match, 150 puller types can be combined in 500 variants. The heart of every puller is always the spindle, which provides the puller with power. Various hook types and extensions, 2-jaw and 3-jaw cross beams, and interchangeable pressure pieces make the composition of the puller perfect.

This offers the user almost endless possibilities to solve their individual application case with a special or universal puller.

The originals from KUKKO - Unique in design, function and use





Perfection in form and function

The entire range of KUKKO tools is characterised by unique product design. From the high-quality material selection and workmanship to the colour selection of the KUKKO company logo, the typical brand pioneering spirit and a great love of detail are to be found in every single product. For over a century, even laymen have recognised KUKKO originals at first glance. Green is the corporate colour, making all KUKKO products shine uniquely.

Award-winning originals

All KUKKO originals have been certified to DIN EN ISO 9001 since 1995. This certification applies to the fields of development, manufacturing, and distribution of Pullers and special tools, as well as distribution of specialist tools. In addition, all products are labelled with their own type plate. This marking is an expression of KUKKO's high sustainability promise and guarantees a lifetime of several decades. At the same time, with this safety promise, the customer can be 100% sure that a quality product from the KUKKO company has been bought. Any form of forgery or product piracy is excluded. Furthermore, KUKKO grants a lifetime guarantee on all products – an expression of the highest quality and extraordinary performance of the tools. The individual component number guarantees fast and smooth processing of repeat orders or complaints.

Ergonomics at the highest level

KUKKO quality tools are also convincing in terms of their haptics. First-class workmanship and compliance with the highest safety standards minimise the risk of injury. The products sit ergonomically well in the hand and are characterised by outstanding user-friendliness. The label contains the following information: article number, serial number, QR code, name and address of the manufacturer, product dimensions, and the most important technical attributes.



Insight into the daily order processing of the internal sales team at the Hilden site



Fully automated packaging of up to 500 parcels per hour



Daily shipping directly from the KUKKO headquarters in Hilden



Daily overnight shipping via the worldwide UPS system, here at Cologne-Bonn airport





Logistics

KUKKO takes procurement and delivery logistics to the next level

Our logistical connection to three own hubs in America, Asia, and Europe ensures complete procurement and distribution security.

The latest achievement for optimising the entire material, procurement, and logistics flow is a fully automatic packaging machine. Overall production-side control runs centrally via the ERP system. The interface between the packaging machine and ERP is organised via a socket server. With this setup, all data (shipping, order picking, safety instructions, dimensions) is processed in real time and sent to external logistics partners and customs authorities.

In doing so, all relevant data and information (image of the package contents, commercial invoice, export documents) are bundled by the machine and communicated to the shipping partners. At the same time, all data is also forwarded to customers and business partners.

By significantly minimising lead times and sources of error, the entire procurement and logistics process, including material flow, is reduced by 30% in terms of costs and time.

Video of the fully automatic packaging machine

Sustainability is an integral part of KUKKO's DNA

Over 100,000 bees are hardworking honey producers at the headquarters in Hilden



An in-house combined heat and power plant supplies KUKKO with 30% of the required electricity and achieves 20% savings in total heating energy

Active resource conservation with a recycling rate of over 80%



Mission 2030: 70% recycling quota





100,000 hardworking bees on the premises of the KUKKO factory and a certified SAQ bear witness to this

The multifunctional application possibilities, combined with an extraordinary range of spare parts and accessories, make KUKKO Pullers indispensable tools for every user.

By choosing an original KUKKO product, not only are current application cases covered, but Pullers have also been passed on to the next generation.

This form of sustainability, practiced for a century, explains why Pullers can still be found in workshops today that have been in use for over 50 years. It's no wonder that the industry credo is "Once KUKKO, always KUKKO".

Sustainable value creation begins with the careful selection of raw materials. The resource-efficient use of materials and products as well as the reduction of energy consumption are other important aspects.

A particular benefit as part of ecological business practices is the custom-made packaging boxes for each shipment. This prevents oversized packages and reduces shipping costs. Thanks to the complete elimination of plastics and the exclusive use of 100% recycled packing material, KUKKO reduces its CO2 footprint by more than five tonnes per year.

Another feature of consistent due diligence is demonstrated by the leading member organization of the automobile industry – AIAG – through SUPPLIER ASSURANCE. With SAQ 5.0, KUKKO meets the globally recognized sustainability standard of the automotive industry in the areas of human rights, working conditions, occupational safety, corporate ethics, environmental and supplier management.


Drive technology


Industry


Motorcycle


Automobile


Energy


Shipbuilding


Railway


Electrical


Construction
industry


Steel construction


Joinery


Agriculture





Commercial Vehicles





Aviation




Timber construction




Military

INDUSTRIES

KUKKO offers solutions for all industries. Both global challenges and local requirements are met. KUKKO pullers are used in countless productions and workshops, ensuring that everything keeps moving. The range extends from large hydraulic solutions for the repair of industrial machines to precision tools for delicate work such as in watchmaking.



team.polska@kukko.com



team.italia@kukko.com



team.benelux@kukko.com



team.usa@kukko.com



team.dach@kukko.com



team.asia@kukko.com



team.nordic@kukko.com



team.france@kukko.com

From top left to bottom right: Waldemar Just, Vanessa Annunziata, Timo Langenberg, Greg Genevro, Jan Bartos, Polly Kang-Paffrath, Ole Schmidt, Hans-Peter Broekhuis



Warenbestände auf Knopfdruck



Omnipresence at KUKKO

Always up-to-date, transparent and personal!

At KUKKO, we are always there for you. With our country subsidiaries in the American, European and Asian regions, local contacts are available to you worldwide.

Regardless of office hours, we offer you various digital services. Via customer-specific shares you receive our up-to-date **price lists and product availability:**

In addition, we provide you with a detailed product data sheet for each of our over 3,000 articles. These data sheets contain all product information including technical features, technical drawings and photos.

Our complete **catalogue** with all products is available via the following QR code:

To always stay up-to-date on all product innovations, promotions or events, subscribe to our **newsletter** here:



Product development using a CAD program (here adapter for Puller)



IT trilogy between ERP, PIM and website



IT-supported consulting in personal customer contact



Digital provision of customer shares





Digital Support

A consistent focus on digital process control secures long-term business success

For all the passion for the production of analogue pulling tools, KUKKO lives with a digital spirit and relies on a multimedia-oriented communications strategy. This dovetails internal IT and its systems with the outward-facing media. The central control system is always the enterprise resource planning system (ERP). Directly connected to it is the product database (PIM) with over 3,000 articles. Both platforms feed all communications media and touchpoints such as website, newsletter, print media as well as AI-generated solution developers and thus ensure the continuous updating of all product features.

As a special service, we offer individual customer shares – personal download areas where our customers can access 24/7 all product images, data sheets as well as Excel lists with all technical attributes and features. This means all information is always central, up to date and easily accessible.

With this synchronisation, optimal support is provided to the sales team in the sales process. Furthermore, the central master data management also facilitates operational handling in global customer support in over 100 countries.

If you would like to benefit from our digital support, then contact our worldwide points of contact directly:



Consultation on board the demo vehicle



Order in the work-place in industry, workshop, or trade



Striking displays to boost sales



Company-owned fleet of demo vehicles deployed worldwide





KUKKO Live

There is no Business like Showbusiness

Driven by the spirit of solution development, KUKKO relies on a user-oriented and practice-proven staging of its products.

With a fully equipped showroom at the Hilden headquarters, an extensive space is available for the transfer of know-how, application consulting, and sales management. Here, both 3-D animations and demo tables are used to train existing and new trade partners and customers. Both individual and sequenced training sessions can be booked.

For mobile use at the customer's site, a company fleet of fully equipped demo vehicles is available. The mobile consultants on four wheels are deployed worldwide and, regardless of spatial restrictions, ensure comprehensive insights into KUKKO's extensive product portfolio. This way, customers and trade partners benefit from the exclusive know-how of the inventor of pullers in the smallest of spaces.

To shine directly at the point of sale, KUKKO offers a wide range of supporting POS media. These range from the smallest demo applications, pre-stocked or individually stocked displays, and sample cases, to demo vehicles and complete sales walls. This ensures there is a suitable sales presentation for every individual situation at the POS. And should the modularity of the POS programme not meet customer-specific requirements, KUKKO always finds a solution.

Any questions about POS activities will be gladly answered by our worldwide contacts:

KUKKEY! -
THE SOLUTION ADVISOR FROM KUKKO



HELLO, I'M KUKKEY!

Your 24/7 assistant with the ultimate knowledge all about Pulling. You've got a problem? Ask me, I have the solution!

KUKKEY - ALL THIS IS INSIDE ME

My head is the hexagon of a **mechanical KUKKO spindle**



My arms are extensions for **universal pullers (series 20/30)**



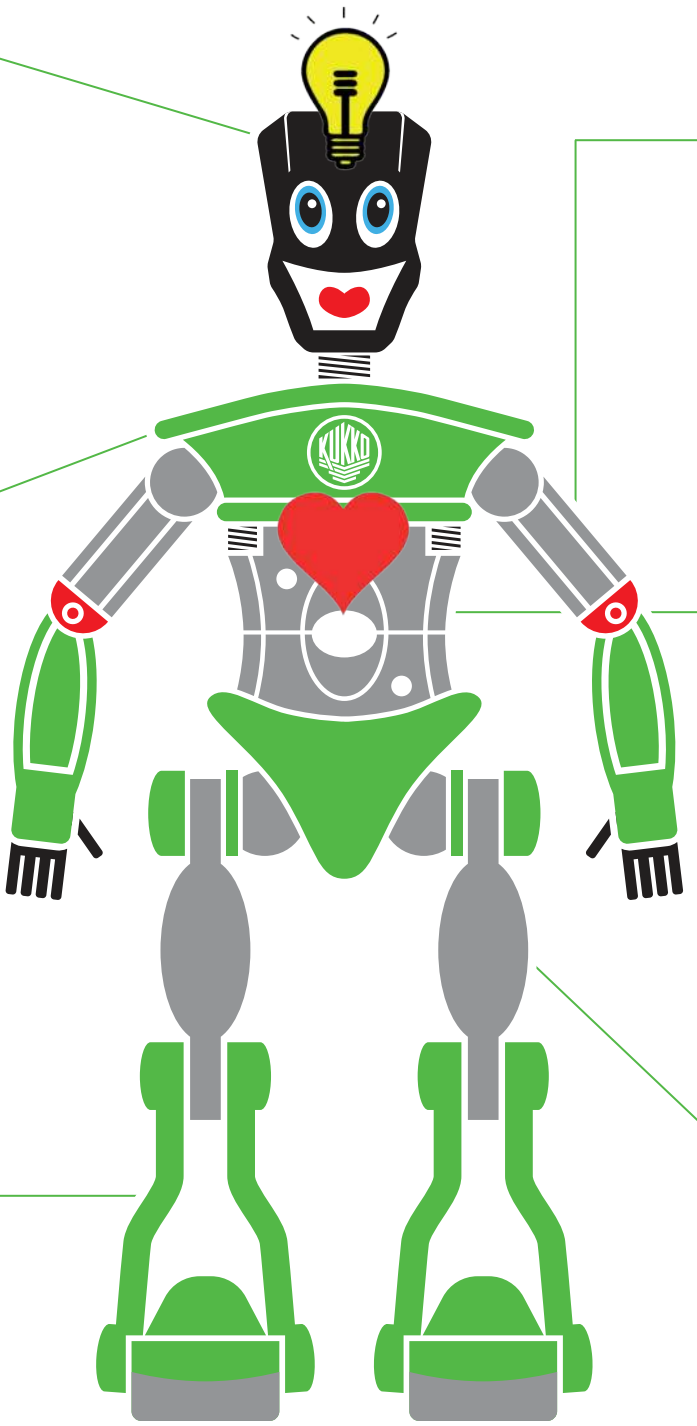

My chest and shoulders are a **universal puller crossbar (series 20/30)**



My belly is a **KUKKO bearing seperator (series 15)**



My shins and feet are the jaws of a **hub puller (series 10-M & 38)**



My thighs are tabs of the **pullers from series 206**



" I was born with the DNA of the pioneers Alfred Kleinbongartz and Emil Kaiser. In the meantime, I've gathered over 100 years of know-how. As your loyal solutions advisor by your side, I always know the key to the right puller and deliver valuable tips to keep your world in motion."

"I am your solutions advisor with bits and bytes on my mind. Driven by Generation Alpha and empowered with AI superpowers, I've become the digital superhero of today. I speak over 15 languages, feel at home all around the world, and am here for you 24/7."

I was born a millennial

Maybe you still know me from the 2000s? That's when I started sneaking into brochures or catalogs with tips and tricks.



I was an advisor from A to Z

I presented my ABC of Pulling to you in flyers and brochures.



I was your savior when everything came to a standstill



I even made it into a movie once



KUKKEY - The bot with AI superpower

No matter where you are. Whether at the company, in the workshop, in the field, on the water, in the air, or relaxing with a hobby in your free time, I help you get everything running again.

Whether you have seized bearings,

nasty sockets, or stubborn gears - I'll tell you in just a few clicks which is the right puller.

And if you get stuck, we'll just chat directly. Because my colleagues in sales and around the world are almost as omnipresent as I am.

You can always reach them via:



THE 24/7 CHAT ASSISTANT

What I can do:

- I find the right KUKKO tool for your application in seconds
- I explain the proper use to you
- I have tips, tricks & pro know-how for every challenge
- And if it gets complicated: I'll get real people from KUKKO in Hilden and around the world involved for you

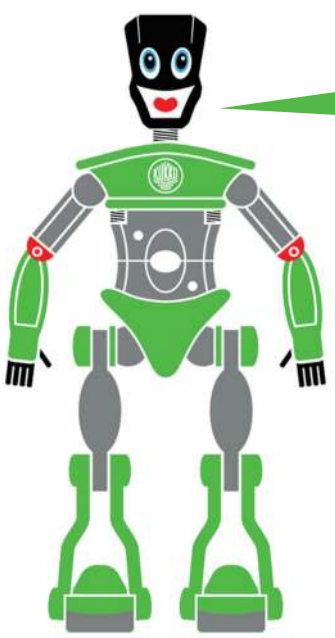

Here's direct access to the chat:

Tips for quick results:

- **Give me as much context as possible** - the more precisely you describe your application, the better
- **The following details are important for me:**
  - In which field/industry do you need my help? (Machinery, automobile, mechanics, etc.
  - What is the component you need to pull?


Ball Bearing


Gear


Pulley

- **How accessible is the component?**
  - Are there support surfaces
  - Is the component on a shaft and/or slightly recessed or in a deeper recess
  - Clearance (space next to/under the component)
- **What forces are required?**
  If you can estimate whether superpowers are necessary for a hydraulic puller solution, that would be very important for me to know
- Are you looking for the **specific solution** for your application, or would you like a **universal puller solution** that will keep you happy in the future?

THE POWER OF THE DRIVE



MECHANICAL

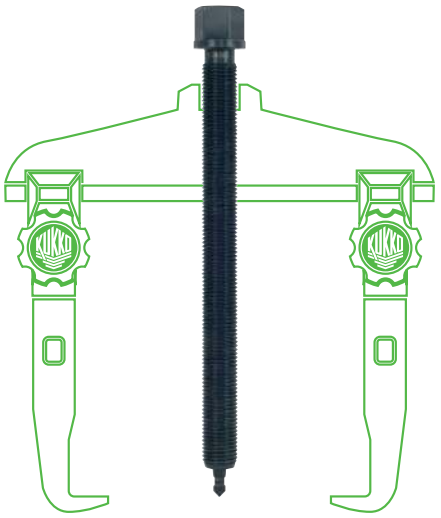

The combination of spindle and thread guarantees particularly precise Pulling, with manual operation of the spindle ensuring sensitive control of the Pulling process.

ADVANTAGE:

All KUKKO spindles are made from a single piece of steel. Another special feature is the dual spindle tip – round or pointed – for working on different surfaces.

Mechanical tension force up to 10 t

GREASE HYDRAULIC



Series 8-0 | **Series 8** | **Series 800** | **Series 8-HP**

Grease hydraulic spindles are suitable for Pulling particularly tight-fitting bearings, gears, and discs with a Pulling force of up to 20 t. Thanks to integrated grease hydraulics, there is no need for an external pump.

ADVANTAGE:

Hydraulic spindles guarantee easy and controlled Pulling of particularly tight-fitting parts with minimal effort.

Medium tension force up to 20 t

OIL HYDRAULIC



Series YRE



Series YRH



Series YRM

Hydraulic hollow piston cylinders are used with the KUKKO hydraulic programme. Used as a pressure or Pulling cylinder, they enable energy-saving, versatile work even in difficult Pulling situations.

ADVANTAGE:

The infinitely adjustable force guarantees controlled and safe work while making full use of the entire performance potential.

Especially high tension and compression force up to 100 t

TYPES OF OPERATION

Spindles with T-handle

The spindle drive with T-handle guarantees particularly sensitive and controlled Pulling. Thanks to the fine-threaded spindle, the force can be dosed precisely. The T-handle allows for an even transmission of force, minimising point loads and avoiding damage to the workpiece. Ideally suited for applications where precision and sensitivity are required.





Spindles with hexagon

The spindle drive with 6-hex allows a Puller to be operated with a ratchet, open-ended or ring spanner, providing maximum flexibility when Pulling. For tight-fitting or corroded components, the spindle drive with 6-hex allows the use of high torque and controlled tension force, ensuring components can be dismantled safely, precisely, and without damage.





Spindles with hydraulic pump

The spindle drive with hydraulic pump guarantees powerful yet controlled Pulling of particularly tight-fitting components. Thanks to the hydraulic drive, even under heavy loads, components can be released with minimal effort. Ideally suited for demanding Pulling tasks where maximum performance and precision are required.





THE KUKKO NUMBERING SYSTEM

The 2-jaw and 3-jaw universal Puller with sliding, always parallel pulling jaws of the 20 and 30 series can be combined with various jaw types – in different lengths. For easy allocation of Puller to the appropriate pulling jaw, KUKKO has introduced a user-friendly and self-explanatory numbering system.

Which pulling jaws fit which Pullers?

All Pullers of size -1 and -10 fit the pulling jaws that start with 1-

All Pullers of size -2 and -20 fit the pulling jaws that start with 2-

All Pullers of size -3 and -30 fit the pulling jaws that start with 3-

All Pullers of size -4 and -40 also fit the pulling jaws that start with 3-

Example:

20-2 ➡ has the pulling jaws **2-150-P**

➡ also suitable: **2-151-P; 2-152-P; 2-153-P**

➡ also suitable are longer pulling jaws such as: **2-300-P; 2-301-P; 2-302-P; 2-303-P**

EXPLANATION OF THE NUMBERING SYSTEM (EXAMPLE 20-10x-2)



20-10 20-10 Cross beam size
The number after the hyphen in the article number indicates which pulling jaws can be combined with the cross beam.

1-90-P Pulling jaw
The article numbers of the jaws begin with this number

1-V-100-P Extensions
The item numbers of the optional extensions also begin with the same number

-P -S For Pulling jaws and extensions, the letter at the end of the item number indicates whether it is a pair (-P) or a set (-S)

1 The hook claws
are alsomarked with this number

Jaw types:

S Narrow jaws

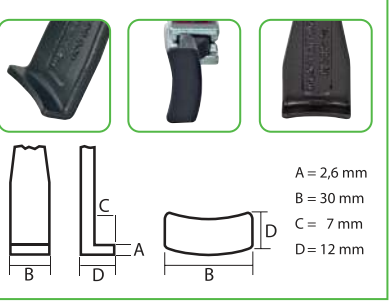

S-T Extremely narrow jaws

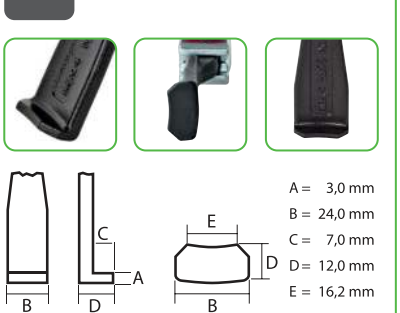



S-T jaws S jaws

ARTICLE NUMBER SYSTEM

COMPATIBILITY SPINDLE AND HYDRAULICS SERIES 8-HP

The hydraulic spindles of series 8-HP carry the diameter of the thread as the last two digits of the item number, thereby referencing the mechanical spindle.



Art.No. Spindle	Pressure spindle	Ø a mm	b mm
	6	21	170

Item no. Hydraulic spindle	Hydraulic spindle with hand pump	Ø a mm
	8-HP-6	21



COMPATIBILITY SPINDLE AND HYDRAULICS SERIES 8-0

The hydraulic spindles of series 8-0 carry the diameter of the thread as the last two digits of the item number, thereby referencing the mechanical spindle.



Art.No. Spindle	Pressure spindle	Ø a mm	b mm
	6	21	170

Item no. Hydraulic spindle	Long hydraulic spindle	Ø a mm
	8-0-6	21



COMPATIBILITY SPINDLE AND POWERNUT

All mechanical spindles as well as power nuts are equipped with descriptive item numbers. Both item numbers include the diameter of the thread, thus allowing quick assignment of the matching power nut to the respective spindle.



Art.No. Spindle	Pressure spindle	Ø a mm	b mm
	6	26	300

Item no. Power nut	67	26	46
	Power nut	Ø a mm	SW mm



ABBREVIATIONS:

Ø a = Diameter of the spindle
b = Thread length



External extraction



Internal extraction



Separation



Removing







PULLER

Since 1919, KUKKO has specialized in the development, production, and optimization of pullers, which remain the core business to this day.

With 150 types of pullers and 500 application sizes, the pioneer of pulling offers a unique variety of assortment.

The activities of pulling include:
- External extraction
- Internal extractor
- Bearing separator
- Demounting


KUKKO
1-V-100
KUKKO
1-V-100
KUKKO



EXTERNAL

During external extraction, the part to be removed, which is seated on a shaft and is accessible from the outside, is gripped from the outside with the jaws. By tightening the spindle, the component is secured. Subsequently, the hexagon on the spindle head is moved with an actuation tool until the component is released.

KUKKO // *Pull forward*

SERIES 20 | 30 | 11

UNIVERSAL PULLER

Alfred





Left: Alfred Kleinbongartz in 1919, right: his great-great-grandson Max Alfred Kleinbongartz 2025

KUKKO ORIGINAL PULLER –
A PURE FAMILY AFFAIR FROM ITS INVENTION TO TODAY

The 20 and 30 series – developed in 1919 by Alfred Kleinbongartz and reengineered in 2025 by Max Alfred Kleinbongartz.

It is known that inventiveness and pioneering spirit are often passed down from generation to generation in some manufacturing and craft-based companies. However, for this DNA to persist for five generations and to be functionally perfected in such a fundamental way is unique within the German tool industry.

For over 100 years, the iconic shape and function of the 20 and 30 series have characterized KUKKO's original puller. The universal puller was invented by Alfred Kleinbongartz in 1919 and has since been the flagship of the world's largest range of pullers. As the number one in non-destructive disassembly, it offers the perfect solution for every special pulling situation and is highly valued internationally by industry, trades, and workshops.

Driven by the spirit of his great-great-grandfather, Max Alfred Kleinbongartz is committed to progress, even as the fifth generation. Through his international business relations and close personal contact with customers at home and abroad, the junior boss recognizes the need to take the series around the original puller to an even higher performance level. With a fundamental upgrade in technology and function, the 20, 30, and 11 series experience significant application improvements. The focus of his expanding and upgrading range optimizations was on operating comfort, user-friendliness, and greater flexibility during pulling. Thanks to these upgrades, Max Alfred Kleinbongartz once again achieves a milestone in the history of the puller dynasty. At the same time, he emphasizes with convincing insistence: "This is not the endpoint. In the future, too, I will dynamically evolve the KUKKO Original with my team, always keeping the user in mind throughout our ongoing transformation."



1919 >>>>

FEATURES OF THE SERIES

SERIES 20

2-jaw universal puller



20-10

The 2-jaw universal pullers of the 20 series are universally applicable, even in confined spaces.

SERIES 30

3-jaw universal puller



30-10

With 3 jaws, the pullers of the 30 series ensure even force distribution and enable even greater pulling forces.

SERIES 11

Extra powerful 3-jaw universal puller with adjustable reach



11-1-AV

The extra powerful pullers of the 11 series guarantee the extraction of particularly heavy parts due to their massive construction.

NEW FEATURES



As an orientation aid, a scale is located above the cross-bar for uniform adjustment of the jaws, ensuring safe positioning of the jaws.



For even higher load capacity, the new crossbars of the pullers have reinforced shoulders. Thus, even under high tensile force, maximum stability is ensured.



Below the crossbar, next to the spare part number for re-orders, there is a second number indicating which spindle is compatible with the crossbar.



For additional puller safety as well as secure positioning during work or storage, two sidefall protection eyes have been installed on the crossbar, enabling the attach-ment of fall protection (series 660).

MECHANICAL SPINDLES FROM KUKKO

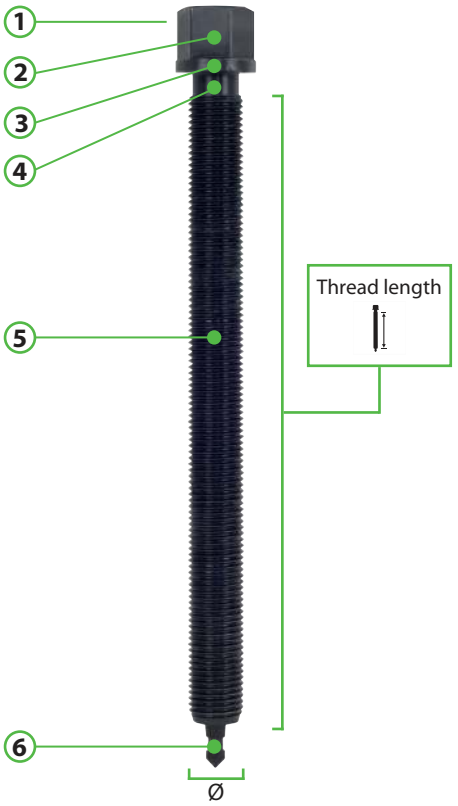



1 Each KUKKO spindle is marked with a unique identification number



2 Hexagonal profile for manually operating the spindle



3 Anti-slip safety (spindle neck) for operation with the hex



4 Thread end outlet to prevent spindle jamming



5 KUKKO fine thread



6 Rotatable and exchangeable spindle tip

COMPATIBILITY OF SPINDLES AND PULLERS / CROSSBAR

#	Ø			SW	Fits to item number
612080	12 mm	85 mm	M 12x1,5	13 mm	20-0 | 20-00 | 30-0 | 30-00
612110	12 mm	110 mm	M 12x1,5	13 mm	20-0 | 20-00 | 30-0 | 30-00
612130	12 mm	130 mm	M 12x1,5	13 mm	20-0 | 20-00 | 30-0 | 30-00
612150	12 mm	150 mm	M 12x1,5	13 mm	20-0 | 20-00 | 30-0 | 30-00
612200	12 mm	210 mm	M 12x1,75	13 mm	20-0 | 20-00 | 30-0 | 30-00
614135	14 mm	135 mm	M 14x1,5	17 mm	20-1 | 20-10 | 30-1 | 30-10
614160	14 mm	160 mm	M 14x1,5	17 mm	20-1 | 20-10 | 30-1 | 30-10
614200	14 mm	200 mm	M 14x1,5	17 mm	20-1 | 20-10 | 30-1 | 30-10
614242	14 mm	240 mm	M 14x1,5	17 mm	20-1 | 20-10 | 30-1 | 30-10
614250	14 mm	250 mm	M 14x1,5	17 mm	20-1 | 20-10 | 30-1 | 30-10
621220	20,96 mm	220 mm	G 1/2" / 14	22 mm	20-2 | 20-20 | 30-2 | 30-20
621300	20,96 mm	300 mm	G 1/2"/14	22 mm	20-2 | 20-20 | 30-2 | 30-20
621355	20,96 mm	355 mm	G 1/2" / 14	22 mm	20-2 | 20-20 | 30-2 | 30-20
626300	26,44 mm	300 mm	G 3/4" / 14	27 mm	20-3 | 20-30 | 30-3 | 30-30
626400	26,44 mm	400 mm	G 3/4" / 14	27 mm	20-3 | 20-30 | 30-3 | 30-30
626500	26,44 mm	500 mm	G 3/4" / 14	27 mm	20-3 | 20-30 | 30-3 | 30-30
633400	33,25 mm	400 mm	G 1" / 11	36 mm	20-4 | 20-40 | 30-4 | 11-0
633500	33,25 mm	500 mm	G 1" / 11	36 mm	20-4 | 20-40 | 30-4 | 11-0
633600	33,25 mm	600 mm	G 1" / 11	36 mm	20-4 | 20-40 | 30-4 | 11-0
637350	37,90 mm	350 mm	G1 1/8"	41 mm	20-5 | 30-40 | 30-5 | 11-1 | 11-2
637500	37,90 mm	500 mm	G1 1/8"	41 mm	20-5 | 30-40 | 30-5 | 11-1 | 11-2
637600	37,90 mm	600 mm	G1 1/8"	41 mm	20-5 | 30-40 | 30-5 | 11-1 | 11-2



Art.No. spindle

Pressure spindle	Thread Ø mm	thread length
6	14	135

Number crossbar

6	14	XXX
Pressure spindle	Thread Ø mm	variable thread length



APPLICATION

Based on the inventiveness and pioneering spirit of Alfred Kleinbongartz, the universal pullers with sliding, always parallel jaws of the 20, 30, and 11 series receive a functional upgrade. The focus here is on increased operational comfort and improved user-friendliness. For even more flexibility in pulling, the product line has been expanded by two additional sizes (20-0 and 20-00 as well as 30-0 and 30-00). This results in a significantly increased external extraction spread range from 0 to 750 mm.

Benefits

- Suitable for use with eccentric components thanks to freely sliding jaws on the crossbar
- Optionally convertible from an external puller to an internal extractor by reversing the jaws
- Variable adjustment to different spreads (depending on model)
- Secure positioning of the spindle thanks to the rotatable spindle tip on smooth surfaces and during centering (Switch Technology)
- 3-jaw design ensures even force distribution and enables greater extraction forces (series 11 & 30)
- Shear-proof suspension of the claw in the sliding piece (jaw lock technology)
- Anti-slip safety (spindle neck) for safe work with a wrench
- Thread end outlet to protect the thread
- For different installation situations, there are 3 different types of jaws (standard, narrow and extra narrow)
- All pullers are inscribed with technical attributes and manufacturer information
- Jaws, spindle, and crossbar have a spare part number for easy reordering

CONSTRUCTION OF A UNIVERSAL PULLER (EXAMPLE 20-10x)

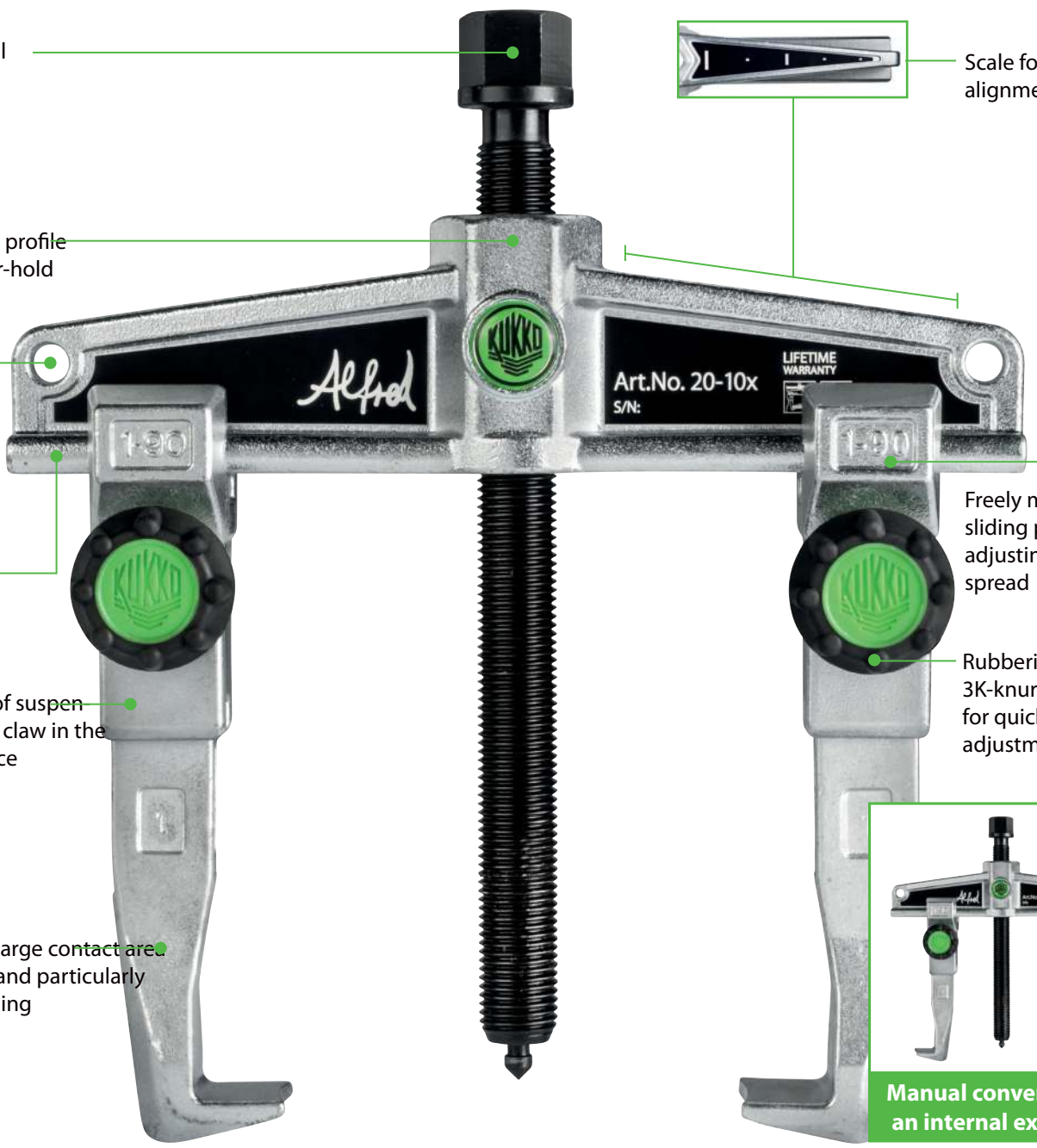

Manual conversion to an internal extractor

SERIES MODULARITY Alfred

The modular kit system is the unique selling point of KUKKO. Thanks to the limitless mix & match, 150 types of pullers can be combined in 500 variants. The heart is always the spindle, which gives the puller its power. Various jaw types and their extensions, 2- and 3-jaw crossbars, and reversable spindle tips make the puller's composition perfect. This provides users with nearly endless options to master their individual application case.



SCREW CONNECTION / KNURLED KNOB



SERIES 20 CLASSIC: Screw connection allows for easy release and particularly tight fastening of the jaws with a hex key.

SERIES 20+: The red hand knobs enable easy, tool-free loosening and fixing of the jaws.

SERIES 20x: The optimized shape of the green soft-touch knob guarantees exceptionally good haptics (even with wet or oily hands).

JAWS



standard | narrow | extra narrow | height adjustable

STANDARD: robust, large contact area, particularly safe disassembly

NARROW: for tight and hard-to-reach spaces

EXTREMELY NARROW: for very tight and poorly accessible spaces

HEIGHT ADJUSTABLE: particularly massive, adjustable reach

HYDRAULICS



HYDRAULIC SPINDLES: maximum pulling force up to 20 t, operation with hex key or ratchet

HYDRAULIC SPINDLES WITH HAND LEVER OPERATION: maximum pulling force up to 20 t, operation via hand lever

HYDRAULIC HOLLOW PISTON CYLINDERS: maximum pulling force up to 30 t, operation via hydraulic pump

EXTENSIONS



PULLING JAWS EXTENSIONS:
The extensions are used for increasing the reach. This allows parts to be gripped that are seated particularly deep on a shaft. The extensions can be combined as needed and therefore adapted to the required reach. The extensions are available in lengths of 10 cm and 15 cm.

SPINDLE TIPS



BALL / TIP: dual spindle tip for smooth surfaces and centering

FLAT: for large and flat bearing surfaces

CONCAVE: for rounded bearing surfaces

LARGE TIP: for bearing surfaces with large centering holes

PRESSURE PIECES



Art. No. 600-17

The pressure piece kit 600-17 is used to support the pressure spindle on a hollow shaft. The kit includes three pressure pieces of different diameters that can be combined. Thanks to their stepped silhouette, the pressure pieces sit perfectly on the hollow shaft. Depending on size, the different pressure pieces can also be nested to achieve the exact diameter of the shaft.

SPREADS, REACHES, AND TENSION FORCE



20-0 | 30-0	20-00 | 30-00	20-1 | 30-1	20-10 | 30-10	20-2 | 30-2	20-20 | 30-20	20-3 | 30-3
External extraction spread 0-70 mm	External extraction spread 0-70 mm	External extraction spread 0-90 mm	External extraction spread 0-130 mm	External extraction spread 0-160 mm	External extraction spread 0-200 mm	External extraction spread 0-250 mm
External extraction reach 0-70 mm	External extraction reach 0-70 mm	External extraction reach 0-100 mm	External extraction reach 0-70 mm	External extraction reach 162 mm	External extraction reach 162 mm	External extraction reach 210 mm
Internal extraction spread 0-70 mm	Internal extraction spread 0-70 mm	Internal extraction spread 100-120 mm	Internal extraction spread 95-160 mm	Internal extraction spread 100-220 mm	Internal extraction spread 100-260 mm	Internal extraction spread 180-340 mm
max. tension force 0-70 mm	max. tension force 0-70 mm	max. tension force 4,5 t	max. tension force 4,5 t	max. tension force 6 t	max. tension force 6 t	max. tension force 8,5 t



20-30 | 30-30	20-4 | 30-4	20-40 | 30-40	20-5 | 30-5	11-0	11-1	11-2
External extraction spread 0-350 mm	External extraction spread 15-520 mm	External extraction spread 15-650 mm	External extraction spread 0-750 mm	External extraction spread 0-70 mm	External extraction spread 0-70 mm	External extraction spread 0-70 mm
External extraction reach 200 mm	External extraction reach 209 mm	External extraction reach 300 mm	External extraction reach 400 mm	External extraction reach 0-70 mm	External extraction reach 0-70 mm	External extraction reach 0-70 mm
Internal extraction spread 180-440 mm	Internal extraction spread 200-590 mm	Internal extraction spread 200-710 mm	Internal extraction spread 340-1000 mm	Internal extraction spread 0-70 mm	Internal extraction spread 0-70 mm	Internal extraction spread 0-70 mm
max. tension force 8,5 t	max. tension force 12 t	max. tension force 12 t	max. tension force 15 t	max. tension force 0-70 mm	max. tension force 0-70 mm	max. tension force 0-70 mm

SETS

The sets of the K-2030 series are equipped with universally applicable 2- and 3-jaw pullers. Thanks to numerous combination options with jaws, crossbars, and extensions, the sets are used across various industries.



K-2030-20-S



K-2030-10+S



K-2030-20XS

APPLICATION EXAMPLE



Pulling a transmission gear using the 20-10+

MOBILE HYDRAULIC PULLER "DAVID"

The hydraulic, mobile 3-jaw puller with adjustable reach "DAVID" is used to extract large bearings, gears, and similar parts in heavy industry, crafts, and workshops. With a maximum load of 20 t, the puller provides a powerful hydraulic solution for otherwise difficult pulling tasks with large parts.

Benefits

- Even under full load, DAVID ensures parallel pulling
- The lever operation swivels 360° for ergonomic handling from the working area
- The lowering function for controlled load reduction minimizes accident risk thanks to the easily accessible valve
- With four swivel casters, mobile use at various worksites
- The three-jaw design ensures even load distribution and thus particularly secure retention on the part to be pulled

CONSTRUCTION



APPLICATION EXAMPLE



The mobile hydraulic puller "DAVID" in use

SERIES 20-CLASSIC
2-JAW UNIVERSAL PULLER



The 2-jaw universal pullers with adjustable and robust standard jaws are used for particularly safe pulling of bearings, gears, and disks in all common sizes for crafts, workshops, and industries. This allows any component seated on a shaft and externally accessible to be released. By simply reversing the jaws, the pullers can also be used as internal extractors.

BENEFITS

- The screw connection allows easy loosening and particularly tight fastening of the jaws with an allen key
- Application also for eccentric components through freely movable, sliding jaws on the crossbar.
- Hexagonal profile on the crossbar for secure counter-holding
- Variable adjustment to any spread between 0 mm – 750 mm
- Shear-safe suspension of the claw in the sliding piece (ARMLOCK Technology)



TECHNICAL ATTRIBUTES

#	GTIN	mm/ inch	mm/inch	mm/inch	mm/inch	Nm/ft lb	Max. tensile force kN	Max. tension force t/US t. sh.	kg/lb	Included in the set	
20-0 New	-339936	0 - 70 0 - 2 3/4	75 2 15/16	70 - 105 2 3/4 - 4 1/8	13 1/2	40 29.50	25	2.5 2.76	1 2.205	-	✓
20-00 New	-042317	0 - 95 0 - 3 3/4	75 2 15/16	70 - 130 2 3/4 - 5 1/8	13 1/2	40 29.50	25	2.5 2.76	1 2.205	-	✓
20-1 New	-009433	0 - 90 0 - 3 5/8	100 4	100 - 120 3 15/16 - 4 3/4	17 11/16	80 59.01	45	4.5 4.96	1,35 2.977	20-TK-13, 24-A, 24-B, 20-ST, 24-C	✓
20-10 New	-009921	0 - 130 0 - 5	100 4	95 - 160 3 3/4 - 6 5/16	17 11/16	80 59.01	45	4.5 4.96	1,42 3.131	K-2030-10, 20-TK-13, 20-ST	✓
20-2 New	-009501	0 - 160 0 - 6	150 6	100 - 220 3 15/16 - 8 11/16	22 7/8	150 110.64	60	6 6.61	3,1 6.836	20-TK-13, 24-B, 20-ST, 24-C	✓

#	GTIN	mm/ inch	mm/inch	mm/inch	mm/inch	Nm/ft lb	Max. tensile force kN	Max. tension force t/US t. sh.	kg/lb	Included in the set	
20-20 New	-010088	0 - 200 0 - 8	162 6	100 - 260 3 15/16 - 10 1/4	22 7/8	150 110.64	60	6 6.61	3,22 7.100	K-2030-20, K-2030-20-B, 20-TK-13, 20-ST	✓
20-3 New	-009686	0 - 250 0 - 10	210 8	180 - 340 7 1/16 - 13 3/8	27 1 1/16	300 221.28	85	8.5 9.37	7,185 15.843	20-TK-13, 20-ST	✓
20-30 New	-010163	0 - 350 0 - 14	200 8	180 - 440 7 1/16 - 17 5/16	27 1 1/16	300 221.28	85	8.5 9.37	7,525 16.593	-	✓
20-4 New	-009761	15 - 520 9/16 - 21	209 8	200 - 590 7 7/8 - 23 1/4	36 1 7/16	400 295.04	120	12 13.23	14 30.870	-	✓
20-40 New	-411861	15 - 650 9/16 - 26	300 12	200 - 710 7 7/8 - 27 15/16	36 1 7/16	400 295.04	120	12 13.23	16,36 36.074	-	✓
20-1-2 New	-466311	0 - 90 0 - 3 5/8	200 8	70 - 140 2 3/4 - 5 1/2	17 11/16	80 59.01	45	4.5 4.96	1,985 4.377	-	✓
20-1-25 New	-914362	0 - 90 0 - 3 5/8	250 10	70 - 140 2 3/4 - 5 1/2	17 11/16	80 59.01	45	4.5 4.96	8,5 18.743	-	✓
20-1-4 New	-989643	0 - 90 0 - 3 5/8	400 16.	70 - 140 2 3/4 - 5 1/2	17 11/16	80 59.01	45	4.5 4.96	3,13 6.902	-	✓
20-10-2 New	-466496	0 - 120 0 - 5	200 8	70 - 180 2 3/4 - 7 1/16	17 11/16	80 59.01	45	4.5 4.96	2,13 4.697	K-2030-10	✓
20-10-25 New	-908682	0 - 120 0 - 5	250 10	70 - 180 2 3/4 - 7 1/16	17 11/16	80 59.01	45	4.5 4.96	2,45 5.402	K-2030-10	✓
20-10-4 New	-989650	0 - 120 0 - 5	400 16	70 - 180 2 3/4 - 7 1/16	17 11/16	80 59.01	45	4.5 4.96	3,435 7.574	-	✓
20-2-3 New	-466564	3,2 - 160 1/8 - 6	300 12	100 - 220 3 15/16 - 8 11/16	22 7/8	150 110.64	70	7 7.72	4,38 9.658	-	✓
20-20-3 New	-466649	3,2 - 200 1/8 - 8	300 12	100 - 260 3 15/16 - 10 1/4	22 7/8	150 110.64	70	7 7.72	4,655 10.264	K-2030-20, K-2030-20-B	✓
20-3-25 New	-901188	0 - 250 0 - 10	250 10	80 - 340 3 1/8 - 13 3/8	27 1 1/16	300 221.28	85	8.5 9.37	7,52 16.582	-	✓
20-3-3 New	-466724	0 - 250 0 - 10	300 12	180 - 340 7 1/16 - 13 3/8	27 1 1/16	300 221.28	100	10 11.02	8,1 17.861	-	✓
20-3-4 New	-467066	0 - 250 0 - 10	400 16	180 - 340 7 1/16 - 13 3/8	27 1 1/16	300 221.28	100	10 11.02	9,75 21.499	-	✓
20-3-5 New	-467301	0 - 250 0 - 10	500 20	180 - 340 7 1/16 - 13 3/8	27 1 1/16	300 221.28	100	10 11.02	1,57 3.462	-	✓
20-30-3 New	-466809	0 - 350 0 - 14	300 12	180 - 440 7 1/16 - 17 5/16	27 1 1/16	300 221.28	100	10 11.02	5,52 12.172	-	✓
20-30-4 New	-467141	0 - 350 0 - 14	400 16	180 - 440 7 1/16 - 17 5/16	27 1 1/16	300 221.28	100	10 11.02	9,62 21.212	-	✓

PRODUKTDETAILS

#	GTIN	mm/ inch	mm/inch	mm/inch	mm/inch	Nm/ft lb	Max. tensile force kN	Max. tension force t/US t. sh.	kg/lb	Included in the set	
20-30-5 New	-467486	0 - 350 0 - 14	500 20	180 - 440 7 1/16 - 17 5/16	27 1 1/16	300 221.28	100	10 11.02	10,875 23.979	-	✓
20-4-3 New	-466984	15 - 520 9/16 - 21	300 12	200 - 590 7 7/8 - 23 1/4	36 1 7/16	400 295.04	150	15 16.53	15,28 33.692	-	✓
20-4-4 New	-467226	15 - 520 9/16 - 21	400 16	200 - 590 7 7/8 - 23 1/4	36 1 7/16	400 295.04	150	15 16.53	16,79 37.022	-	✓
20-4-5 New	-467554	15 - 520 9/16 - 21	500 20	200 - 590 7 7/8 - 23 1/4	36 1 7/16	400 295.04	150	15 16.53	16,6 36.603	-	✓
20-40-4 New	-730641	15 - 650 9/16 - 26	400 16	200 - 710 7 7/8 - 27 15/16	36 1 7/16	400 295.04	150	15 16.53	17,67 38.962	-	✓
20-40-5 New	-731976	15 - 650 9/16 - 26	500 19 4/8	200 - 710 7 7/8 - 27 15/16	36 1 7/16	400 295.04	150	15 16.53	15,8 34.839	-	✓
20-5 New	-009846	0 - 750 0 - 30	400 16-27	340 - 1.000 13 3/8 - 39 3/8	41 1 5/8	650 479.44	150	15 16.53	47 103.635	-	✓

SERIES 0-P
STANDARD JAWS (PAIR)



The pair of two standard jaws is suitable for 2-jaw universal pullers. The robust jaws guarantee a particularly secure removal of bearings, gears, and discs.

BENEFITS

- With the free-moving, sliding puller jaws on the crossbar, eccentric components can also be removed.

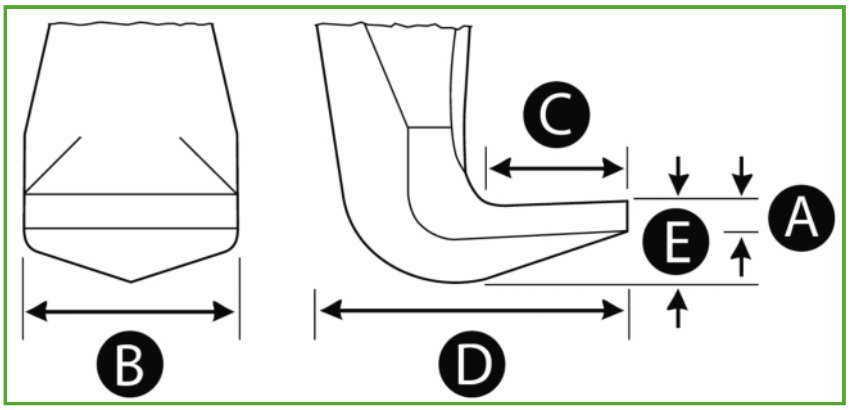

TECHNICAL ATTRIBUTES

#	GTIN	mm/inch	mm/inch	mm/ inch	mm/ inch	mm/ inch	mm/ inch	mm/ inch	kg/lb	
0-75-P	-024153	75 2 15/16	76 2 1	5 3/16	16 5/8	15 9/16	13 1/2	1,5 1/16	0,3 0.662	✓
1-90-P	-001338	100 4	132 5 3/16	10 3/8	31 1 1/4	20 13/16	15 9/16	3 1/8	0,555 1.224	✓
1-190-P	-001666	200 8	232 9 1/8	10 3/8	31 1 1/4	20 13/16	15 9/16	3 1/8	1,12 2.470	✓
1-250-P	-001901	250 10	282 11 1/8	10 3/8	31 1 1/4	20 13/16	15 9/16	3 1/8	1,36 2.999	✓
1-400-P	-975660	400 15 3/4	432 17 1/64	10 3/8	31 1 1/4	20 13/16	15 9/16	3 1/8	2,12 4.675	✓
2-150-P	-002403	150 6	193 7 5/8	9 3/8	40 1 9/16	24 15/16	18 11/16	4 3/16	1,24 2.734	✓
2-300-P	-002731	300 12	343 13 1/2	9 3/8	40 1 9/16	24 15/16	18 11/16	4 3/16	2,4 5.292	✓

PRODUKTDETAILS

#	GTIN	mm/inch	mm/inch	mm/ inch	mm/ inch	mm/ inch	mm/ inch	mm/ inch	kg/lb	
3-200-P	-003233	200 8	255 10 1/32	20 13/16	67 2 5/8	35 1 3/8	37 1 7/16	4 3/16	3,27 7.210	✓
3-250-P	-901232	250 9 13/16	300 11 13/16	20 13/16	67 2 5/8	35 1 3/8	37 1 7/16	4 3/16	3,725 8.214	✓
3-300-P	-003561	300 12	350 13 3/4	20 13/16	67 2 5/8	35 1 3/8	37 1 7/16	4 3/16	4,5 9.923	✓
3-400-P	-003806	400 16	450 17 11/16	20 13/16	67 2 5/8	35 1 3/8	37 1 7/16	4 3/16	5,33 11.753	✓
3-500-P	-004148	500 20	550 21 5/8	20 13/16	67 2 5/8	35 1 3/8	37 1 7/16	4 3/16	6,7 14.774	✓

SERIES 30-CLASSIC
3-JAW UNIVERSAL PULLER



The 3-jaw universal puller is used for pulling off bearings, gears and discs in all common sizes for trades, workshops and industry. This makes it possible to loosen any component that sits on a shaft and is freely accessible from the outside. Equipped with robust and adjustable standard jaws, the puller all-rounder ensures particularly safe, non-destructive disassembly for both external extraction and internal extraction. The 3-jaw design guarantees even load distribution and therefore a particularly secure hold on the part to be pulled off.

BENEFITS

- The screw connection enables easy loosening and particularly tight fastening of the jaws with an allen key
- 3-jaw ensures an even distribution of force and allows for greater pulling forces.
- Application also for eccentric components through freely movable, sliding puller jaws on the crossbar.
- Hexagonal profile on the crossbar for secure counterholding
- Variable adjustment to any span between 0 mm – 650 mm

TECHNICAL ATTRIBUTES

#	GTIN	mm/ inch	mm/inch	mm/inch	SW mm/inch	Nm/ft lb	Max. tensile force kN	Max. tension force t/US t. sh.	kg/lb	Included in the set	DEUTSCHES WERKZEUG FWI
30-0	-497674	0 - 70 0 - 2 3/4	75 2 15/16	70 2 3/4	13 1/2	40 29.50	25	2.5 2.76	0,68 1.499	-	✓
30-00	-061608	0 - 95 0 - 3 3/4	75 2 15/16	70 2 3/4	13 1/2	40 29.50	25	2.5 2.76	0,74 1.632	-	✓
30-1	-013393	0 - 90 0 - 3 5/8	100 4	70 - 140 2 3/4 - 5 1/2	17 11/16	80 59.01	60	6 6.61	1,53 3.374	-	✓
30-10	-013621	0 - 130 0 - 5	100 4	70 - 180 2 3/4 - 7 1/16	17 11/16	80 59.01	60	6 6.61	1,59 3.506	K-2030-10	✓
30-2	-013478	0 - 160 0 - 6	150 6	100 - 220 3 15/16 - 8 11/16	22 7/8	150 110.64	70	7 7.72	3,815 8.412	-	✓
30-20	-013706	0 - 200 0 - 8	150 6	100 - 260 3 15/16 - 10 1/4	22 7/8	150 110.64	70	7 7.72	4,14 9.129	K-2030-20, K-2030-20-B	✓
30-3	-013546	0 - 250 0 - 10	200 8	180 - 340 7 1/16 - 13 3/8	27 1 1/16	250 184.40	100	10 11.02	9,615 21.201	-	✓
30-30	-303005	105 - 375 4 1/8 - 14	200 8	180 - 440 7 1/16 - 17 5/16	36 1 7/16	250 184.40	150	15 16.53	17,43 38.433	-	✓
30-4	-303302	105 - 375 4 1/8 - 15	200 8	200 - 590 7 7/8 - 23 1/4	36 1 7/16	500 368.80	150	15 16.53	17,88 39.425	-	✓

#	GTIN	mm/ inch	mm/inch	mm/inch	mm/inch	Nm/ft lb	Max. tensile force kN	Max. tension force t/US t. sh.	kg/lb	Included in the set	
30-40	-303319	125 - 520 4 15/16 - 21	200 8	200 - 710 7 7/8 - 27 15/16	41 1 5/8	500 368.80	150	15 16.53	22,64 49.921	-	✓
30-5	-303326	87 - 650 3 7/16 - 26	300 8	290 - 740 11 7/16 - 29 1/8	41 1 5/8	650 479.44	200	20 22.05	31,71 69.921	-	✓
30-1-2	-730726	0 - 90 0 - 3 5/8	200 8	70 - 140 2 3/4 - 5 1/2	17 11/16	80 59.01	60	6 6.61	2,445 5.391	-	✓
30-10-2	-730801	0 - 130 0 - 5	200 8	70 - 180 2 3/4 - 7 1/16	17 11/16	80 59.01	60	6 6.61	2,63 5.799	K-2030-10	✓
30-2-3	-730986	5 - 160 3/16 - 6	300 12	100 - 220 3 15/16 - 8 11/16	22 7/8	150 110.64	70	7 7.72	5,565 12.271	-	✓
30-20-3	-731068	5 - 200 3/16 - 8	300 12	100 - 260 3 15/16 - 10 1/4	22 7/8	150 110.64	70	7 7.72	5,98 13.186	K-2030-20, K-2030-20-B	✓
30-3-25	-901256	0 - 250 0 - 10	250 10	180 - 340 7 1/16 - 13 3/8	27 1 1/16	250 184.40	100	10 11.02	1,195 2.635	-	✓
30-3-3	-731143	0 - 250 0 - 10	300 12	180 - 340 7 1/16 - 13 3/8	27 1 1/16	250 184.40	100	10 11.02	11,35 25.027	-	✓
30-3-4	-731228	0 - 250 0 - 10	400 16	180 - 340 7 1/16 - 13 3/8	27 1 1/16	250 184.40	100	10 11.02	12,86 28.356	-	✓
30-3-5	-731303	0 - 250 0 - 10	500 20	180 - 340 7 1/16 - 13 3/8	27 1 1/16	250 184.40	100	10 11.02	14,385 31.719	-	✓

SERIES 0-S
STANDARD JAWS (SET)



The set of three standard jaws is suitable for 3-jaw universal pullers. The robust jaws guarantee particularly safe removal of bearings, gears, and discs.

BENEFITS

- With the free-moving, sliding puller jaws on the crossbar, eccentric components can also be removed.

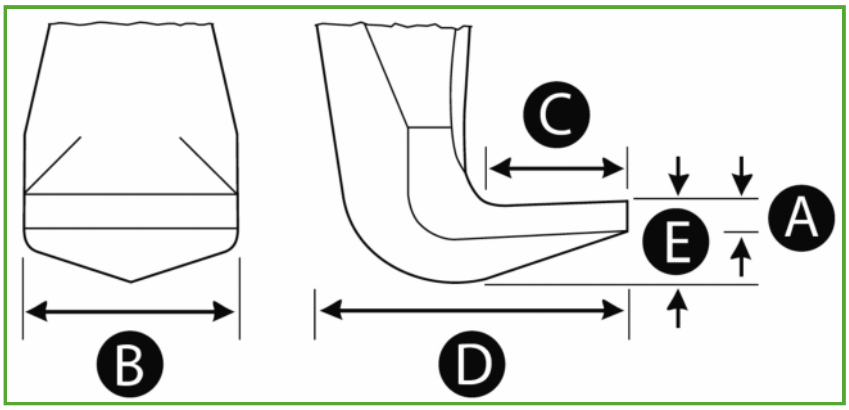

TECHNICAL ATTRIBUTES

#	GTIN	mm/inch	mm/inch	mm/ inch	mm/ inch	mm/ inch	mm/ inch	mm/ inch	kg/lb	
0-75-S	-024160	75 2 15/16	76 2 1	5 3/16	16 5/8	15 9/16	13 1/2	1,5 1/16	0,3 0.662	✓
1-90-S	-001413	100 4	132 5 3/16	10 3/8	31 1 1/4	20 13/16	15 9/16	3 1/8	0,835 1.841	✓
1-190-S	-001741	200 8	232 9 1/8	10 3/8	31 1 1/4	20 13/16	15 9/16	3 1/8	1,685 3.715	✓
1-250-S	-002083	250 10	282 11 1/8	10 3/8	31 1 1/4	20 13/16	15 9/16	3 1/8	2,04 4.498	✓
1-400-S	-975684	400 15 3/4	432 17 1/64	10 3/8	31 1 1/4	20 13/16	15 9/16	3 1/8	3,48 7.673	✓
2-150-S	-002571	150 6	193 7 5/8	9 3/8	40 1 9/16	24 15/16	18 11/16	4 3/16	1,84 4.057	✓
2-300-S	-002816	300 12	343 13 1/2	9 3/8	40 1 9/16	24 15/16	18 11/16	4 3/16	3,78 8.335	✓

PRODUKTDETAILS

#	GTIN	mm/inch	mm/inch	mm/ inch	mm/ inch	mm/ inch	mm/ inch	mm/ inch	kg/lb	
3-200-S	-003318	200 8	255 10 1/32	20 13/16	67 2 5/8	35 1 3/8	37 1 7/16	4 3/16	3,28 7.232	✓
3-250-S	-901249	250 9 13/16	300 11 13/16	20 13/16	67 2 5/8	35 1 3/8	37 1 7/16	4 3/16	5,695 12.557	✓
3-300-S	-003646	300 12	350 13 3/4	20 13/16	67 2 5/8	35 1 3/8	37 1 7/16	4 3/16	6,46 14.244	✓
3-400-S	-003981	400 16	450 17 11/16	20 13/16	67 2 5/8	35 1 3/8	37 1 7/16	4 3/16	8,5 18.743	✓
3-500-S	-004223	500 20	550 21 5/8	20 13/16	67 2 5/8	35 1 3/8	37 1 7/16	4 3/16	9,89 21.807	✓

SERIES K-2030-10
2- AND 3-JAW UNIVERSAL PULLER SET





The 13-piece Universal Puller Set from the 2030 series is used for 2-jaw and 3-jaw pulling of bearings, gears, discs, etc. in craftsmanship, industry, and workshops. The 2030 series impresses with its diverse combination options. The kit allows for the assembly of 8 different variants through the combination of puller jaws and extensions.

BENEFITS

- Application-oriented assembly for universal use
- By storing it in the box, the completeness of the set can be easily overviewed.
- Depending on the existing extraction situation, it can be easily adjusted and configured for a variety of applications.
- Through 2-jaw or 3-jaw design, one is always flexible in use.
- Extensions allow the removal of deeply seated components.

TECHNICAL ATTRIBUTES

#	GTIN	mm/inch	mm/inch	mm/inch	mm/inch	Max. tensile force kN	Max. tension force t/US t. sh.	kg/lb	Consists of	
K-2030-10	-974748	0 - 130 0 - 5 1/8	350 13 3/4	70 - 180 2 3/4 - 7 1/16	17 11/16	60	6 6.61	9,19 20.264	20-10, 30-10-T, 614250, 1-190-S, 1-250-S	✓

SERIES K-2030-20
2- AND 3-JAW UNIVERSAL PULLER SET





The 15-piece Universal Puller Set of the Series 2030 is used for 2-jaw and 3-jaw pulling of large bearings, gears, discs, etc. in craft, industry, and workshop. The Series 2030 impresses with its diverse combination possibilities. The kit allows the assembly of 7 different variants through the combination of puller jaws and extensions. The robust design is particularly suitable for large and heavy applications in industry and commercial vehicles.

BENEFITS

- Application-oriented assembly for universal use
- By storing it in the box, the completeness of the set can be easily overviewed.
- Depending on the existing extraction situation, it can be easily adjusted and configured for a variety of applications.
- Through 2-jaw or 3-jaw design, one is always flexible in use.
- Extensions allow the removal of deeply seated components.

TECHNICAL ATTRIBUTES

#	GTIN	mm/inch	mm/inch	mm/inch	mm/inch	Max. tensile force kN	Max. tension force t/US t. sh.	kg/lb	Consists of	
K-2030-20	-123252	10 - 200 3/8 - 7 7/8	600 23 5/8	100 - 260 3 15/16 - 10 1/4	22 7/8	70	7 7.72	14,575 32.138	621220, 621355, 600-17, 2-150-S, 2-300-S, 2-V-150-P, 30-20-T, 2-150-E, 2-300-E, 20-20-T, 30-20-T3	✓

SERIES 20-ST
SALES DISPLAY FOR 2-JAW UNIVERSAL PULLERS



The sales display for 2-jaw universal pullers is the ideal solution for the presentation and storage of various sizes of 2-jaw universal pullers. The 2-jaw universal pullers are used for removing bearings, gears, and discs in all common sizes.

BENEFITS

- The sales and workshop stand provides an organized storage and presentation of the 2-jaw pullers.
- The screw connection allows for easy loosening and particularly tight fastening of the jaws with an allen key.
- Application also for eccentric components via freely movable pulling jaws gliding on the crossbar.
- Hexagonal profile on the crossbar for secure counterholding
- Safety of the claw suspension in the sliding piece (Armlock Technology)

TECHNICAL ATTRIBUTES

#	GTIN	mm/ inch	mm/ inch	mm/ inch	mm/ inch	mm/ inch	mm/ inch	Nm/ft lb	Max. tensile force kN	Max. tension force t/US t. sh.	kg/lb	Consists of	
20-ST	-010248	630 24 13/16	250 9 13/16	330 12 1	0 - 250 0 - 9 13/16	210 8 1/4	100 - 340 3 15/16 - 13 3/8	300 221.28	85	8.5 9.37	2,16 4.763	20-1, 20-10, 20-2, 20-20, 20-3, 20-STL	✓

SERIES 20-P
2-JAW UNIVERSAL PULLER WITH ADJUSTABLE JAWS IN THE SET



The 2-jaw universal puller with adjustable jaws is used for particularly safe pulling of bearings, gears, and discs in all common sizes for crafts, workshops, and industry. With the equipment of 2 pairs of jaws in various lengths, pulling processes with diverse combinations and depths are made possible. This allows for the loosening of any component that sits on a shaft and is freely accessible from the outside.

BENEFITS

- The screw connection allows for easy loosening and particularly tight fastening of the jaws with an allen key
- Application also for eccentric components through freely movable, sliding puller jaws on the crossbar.
- Hexagonal profile on the crossbar for secure counterholding
- Variable adjustment for any spread between 0 mm – 350 mm
- Safety of the claw suspension in the sliding piece (Armlock Technology)





TECHNICAL ATTRIBUTES

#	GTIN	mm/ inch	mm/inch	mm/inch	SW mm/inch	Nm/ft lb	Max. tensile force kN	Max. tension force t/US t. sh.	kg/lb	Included in the set	
20-10-P3	-267611	9 - 130 3/8 - 5 1/8	350 13 3/4	95 - 160 3 3/4 - 6 5/16	17 11/16	80 59.01	45	4.5 4.96	3,97 8.754	K-2030-10	✓
20-20-P2	-003004	10 - 200 3/8 - 7 7/8	300 11 13/16	100 - 260 3 15/16 - 10 1/4	22 7/8	150 110.64	60	6 6.61	5,95 13.120	K-2030-20, K-2030-20-B	✓
20-30-P3	-003011	0 - 350 0 - 13 3/4	400 15 3/4	180 - 440 7 1/16 - 17 5/16	27 1 1/16	300 221.28	85	8.5 9.37	17,1 37.706	-	✓

SERIES 20-AV
2-JAW UNIVERSAL PULLER WITH ADJUSTABLE REACH



The 2-jaw universal puller with adjustable reach is used to pull bearings, gears, and discs in all common sizes. The 20-5 is the most powerful puller in the 20 series. It can be used to loosen parts that sit on shafts and are freely accessible from the outside.

BENEFITS

- The screw connection allows for easy loosening and particularly tight fastening of the jaws with an allen key
- Application also for eccentric components through freely movable jaws gliding on the crossbar
- Variable adjustment for any span between 0 mm – 750 mm as well as reach depth between 500 mm – 750 mm
- Secure attachment of the spindle through a rotatable spindle tip on both smooth surfaces and during centering (Switch Technology)
- Optional convertible from an external puller to an internal extractor by reversing the extractor jaws.

TECHNICAL ATTRIBUTES

#	GTIN	mm/inch	mm/inch	mm/inch	mm/inch	Nm/ft lb	Max. tensile force kN	Max. tension force t/US t. sh.	kg/lb	
20-4-AV	-706233	0 - 520 0 - 21	500 19 11/16	200 - 590 7 7/8 - 23 1/4	36 1 7/16	400 295.04	120	12 13.23	2,74 6.042	✓
20-40-AV	-973222	0 - 650 0 - 26	500 19 11/16	200 - 710 7 7/8 - 27 15/16	36 1 7/16	400 295.04	120	12 13.23	2 4.410	✓
20-5-AV	-545313	0 - 750 0 - 29 1/2	750 29 1/2	340 - 1.000 13 3/8 - 39 3/8	41 1 5/8	650 479.44	150	15 16.53	45 99.225	✓

SERIES SP-P
ADJUSTABLE LENGTH PULLING HOOKS (PAIR)

The pair of two height-adjustable puller jaws is suitable for 2-jaw pullers. The robust puller jaws guarantee a particularly safe removal of bearings, gears, and discs.

BENEFITS

- With the free-moving, sliding puller jaws on the crossbar, eccentric components can also be removed.



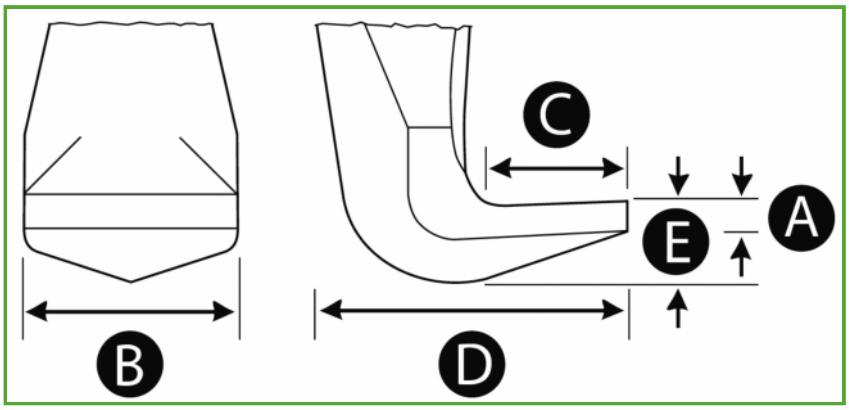

TECHNICAL ATTRIBUTES

#	GTIN	mm/inch	mm/inch	mm/ inch	mm/ inch	mm/ inch	mm/inch	mm/ inch	kg/lb	
4-SP-P	-004636	500 19 11/16	565 22 1/4	25 1	85 3 3/8	45 1 3/4	50 1 15/16	7 1/4	8,965 19.768	✓
5-SP-P	-004971	700 27 9/16	770 30 5/16	37 1 7/16	105 4 1/8	61 2 3/8	60 2 3/8	7 1/4	22,21 48.973	✓

SERIES 30-P
3-JAW UNIVERSAL PULLER SET



The 3-jaw universal puller with adjustable jaws is used for safely removing bearings, gears, and discs in all common sizes for crafts, workshops, and industry. With its three pairs of jaws in different lengths, various combinations and depths of pull-out processes are possible. This allows any component seated on a shaft and accessible from the outside to be removed. The 3-jaw design guarantees even load distribution and thus a particularly secure grip on the part being removed.

BENEFITS

- The screw connection enables easy loosening and particularly tight fastening of the jaws with an allen key
- 3-jaw ensures an even distribution of force and allows for greater pulling forces.
- Application also for eccentric components through freely movable, sliding puller jaws on the crossbar.
- Hexagonal profile on the crossbar for secure counterholding
- Variable adjustment to any span between 0 mm – 250 mm

TECHNICAL ATTRIBUTES

#	GTIN	mm/ inch	mm/inch	mm/inch	mm/inch	Nm/ft lb	Max. tensile force kN	Max. tension force t/US t. sh.	kg/lb	Included in the set	
30-10-P3	-111136	0 - 130 0 - 5 1/8	350 13 3/4	70 - 180 2 3/4 - 7 1/16	17 11/16	80 59.01	60	6 6.61	5,335 11.764	K-2030-10	✓
30-20-P2	-111150	5 - 200 3/16 - 7 7/8	300 11 13/16	100 - 260 3 15/16 - 10 1/4	22 7/8	150 110.64	70	7 7.72	7,635 16.835	K-2030-20, K-2030-20-B	✓
30-3-P3	-111174	0 - 250 0 - 9 13/16	400 15 3/4	180 - 340 7 1/16 - 13 3/8	27 1 1/16	250 184.40	100	10 11.02	23,86 52.611	-	✓

SERIES 20-CLASSIC-B
2-JAW UNIVERSAL PULLER WITH ADJUSTABLE EXTRACTOR JAWS AND HYDRAULIC SPINDLE



The 2-jaw universal puller with adjustable jaws and hydraulic spindle is used for the particularly safe removal of extremely tight bearings, gears, and discs in all common sizes for trades, workshops, and industry. The hydraulic spindle achieves an average pulling force of up to 15 t. This allows you to loosen any component that is seated on a shaft and is freely accessible from the outside. For pulling operations with a pulling force of up to 10 t and/or in confined spaces, the mechanical spindle can be used.

BENEFITS

- Screwed connection enables easy loosening and particularly tight fastening of the jaws with an allen key
- The hydraulic spindle guarantees easy and controlled removal of particularly tight-fitting parts with minimal effort.
- In limited spatial conditions that require direct access to the component, the mechanical spindle can be used.
- The mechanical spindle has a rotating spindle tip for secure placement on smooth surfaces and during centering.
- Application also for eccentric components through freely movable, sliding puller jaws on the crossbar.

TECHNICAL ATTRIBUTES

#	GTIN	mm/inch	mm/inch	mm/inch	Nm/ft lb	Max. tensile force kN	Max. tension force t/US t. sh.	kg/lb	Included in the set	✓
20-2-B	-885815	11 - 160 7/16 - 6 5/16	150 5 7/8	100 - 220 3 15/16 - 8 11/16	15 11.06	100	10 11.02	4,52 9.967	-	✓
20-20-B	-885846	11 - 200 7/16 - 7 7/8	160 6 5/16	100 - 260 3 15/16 - 10 1/4	15 11.06	100	10 11.02	4,9 10.805	K-2030-20-B	✓
20-3-B	-885891	0 - 250 0 - 9 13/16	200 7 7/8	180 - 340 7 1/16 - 13 3/8	20 14.75	120	12 13.23	9,525 21.003	-	✓
20-30-B	-885945	0 - 350 0 - 13 3/4	200 7 7/8	180 - 440 7 1/16 - 17 5/16	20 14.75	120	12 13.23	9,665 21.311	-	✓
20-4-B	-885983	5,4 - 520 3/16 - 20 1/2	200 7 7/8	200 - 590 7 7/8 - 23 1/4	45 33.19	150	15 16.53	2 4.410	-	✓
20-40-B	-886010	5,4 - 650 3/16 - 25 9/16	300 11 13/16	200 - 710 7 7/8 - 27 15/16	45 33.19	150	15 16.53	24,12 53.185	-	✓
20-2-3-B	-885808	3,2 - 160 1/8 - 6 5/16	300 11 13/16	100 - 220 3 15/16 - 8 11/16	15 11.06	100	10 11.02	5,6 12.348	-	✓
20-20-3-B	-885839	3,2 - 200 1/8 - 7 7/8	300 11 13/16	100 - 260 3 15/16 - 10 1/4	15 11.06	100	10 11.02	5,835 12.866	K-2030-20-B	✓

PRODUKTDETAILS

#	GTIN	mm/inch	mm/inch	mm/inch	Nm/ft lb	Max. tensile force kN	Max. tension force t/US t. sh.	kg/lb	Included in the set	
20-3-3-B	-885860	0 - 250 0 - 9 13/16	300 11 13/16	180 - 340 7 1/16 - 13 3/8	20 14.75	120	12 13.23	1,24 2.734	-	✓
20-3-4-B	-885877	0 - 250 0 - 9 13/16	400 15 3/4	180 - 340 7 1/16 - 13 3/8	20 14.75	120	12 13.23	11,34 25.005	-	✓
20-3-5-B	-885884	0 - 250 0 - 9 13/16	500 19 11/16	180 - 340 7 1/16 - 13 3/8	20 14.75	120	12 13.23	12,285 27.088	-	✓
20-30-3-B	-885914	0 - 350 0 - 13 3/4	300 11 13/16	180 - 440 7 1/16 - 17 5/16	20 14.75	120	12 13.23	1,7 3.749	-	✓
20-30-4-B	-885921	0 - 350 0 - 13 3/4	400 15 3/4	180 - 440 7 1/16 - 17 5/16	20 14.75	120	12 13.23	11,765 25.942	-	✓
20-30-5-B	-885938	0 - 350 0 - 13 3/4	500 19 11/16	180 - 440 7 1/16 - 17 5/16	20 14.75	120	12 13.23	12,815 28.257	-	✓
20-4-3-B	-885952	15 - 520 9/16 - 20 1/2	300 11 13/16	200 - 590 7 7/8 - 23 1/4	45 33.19	150	15 16.53	17,8 39.249	-	✓
20-4-4-B	-885969	15 - 520 9/16 - 20 1/2	400 15 3/4	200 - 590 7 7/8 - 23 1/4	45 33.19	150	15 16.53	18,9 41.675	-	✓
20-4-5-B	-885976	15 - 520 9/16 - 20 1/2	500 19 11/16	200 - 590 7 7/8 - 23 1/4	45 33.19	150	15 16.53	23,89 52.677	-	✓
20-40-4-B	-885990	15 - 650 9/16 - 25 9/16	400 15 3/4	200 - 710 7 7/8 - 27 15/16	45 33.19	150	15 16.53	2,3 5.072	-	✓
20-40-5-B	-886003	15 - 650 9/16 - 25 9/16	500 19 11/16	200 - 710 7 7/8 - 27 15/16	45 33.19	150	15 16.53	25,69 56.646	-	✓

SERIES 30-CLASSIC-B
3-JAW UNIVERSAL PULLER WITH ADJUSTABLE EXTRACTOR JAWS AND HYDRAULIC SPINDLE



The 3-jaw universal puller with adjustable jaws and grease hydraulic spindle is used for particularly safe pulling of extremely stuck bearings, gears, and discs. The grease hydraulic spindle achieves a medium tension force of a maximum of 12 t. For pulling operations with a tension force up to 10 t and/or in confined spaces, the mechanical spindle can be used.

BENEFITS

- The screw connection allows for easy loosening and particularly tight fastening of the jaws with an allen key
- 3-jaw ensures an even distribution of force and allows for greater pulling forces
- Hydraulic spindle ensures easy and controlled removal of particularly tight-fitting parts with minimal effort.
- In limited space conditions that require direct access to the component, the mechanical spindle can be used.
- The mechanical spindle has a rotatable spindle tip for secure placement on smooth surfaces and centering.





TECHNICAL ATTRIBUTES

#	GTIN	mm/ inch	mm/inch	mm/inch	Nm/ft lb	Nm	Max. tensile force kN	Max. tension force t/US t. sh.	kg/lb	Included in the set	
30-2-B	-886317	0 - 160 0 - 6 5/16	150 5 7/8	100 - 220 3 15/16 - 8 11/16	15 11.06	12	100	10 11.02	5,48 12.083	-	✓
30-20-B	-886348	0 - 200 0 - 7 7/8	150 5 7/8	100 - 260 3 15/16 - 10 1/4	15 11.06	12	100	10 11.02	5,695 12.557	K-2030-20-B	✓
30-3-B	-886393	0 - 250 0 - 9 13/16	200 7 7/8	180 - 340 7 1/16 - 13 3/8	20 14.75	15	120	12 13.23	11,45 25.247	-	✓
30-30-B	-303104	0 - 375 0 - 14 3/4	200 7 7/8	180 - 440 7 1/16 - 17 5/16	45 33.19	45	150	15 16.53	11,1 24.476	-	✓

PRODUKTDETAILS

#	GTIN	mm/ inch	mm/inch	mm/inch	Nm/ft lb	Nm	Max. tensile force kN	Max. tension force t/US t. sh.	kg/lb	Included in the set	
30-2-3-B	-886300	5 - 160 3/16 - 6 5/16	300 11 13/16	100 - 220 3 15/16 - 8 11/16	15 11.06	12	100	10 11.02	5,6 12.348	-	✓
30-20-3-B	-886331	5 - 200 3/16 - 7 7/8	300 11 13/16	100 - 260 3 15/16 - 10 1/4	15 11.06	12	100	10 11.02	7,38 16.273	K-2030-20-B	✓
30-3-3-B	-886362	0 - 250 0 - 9 13/16	300 11 13/16	180 - 340 7 1/16 - 13 3/8	20 14.75	15	120	12 13.23	1,8 3.969	-	✓
30-3-4-B	-886379	0 - 250 0 - 9 13/16	400 15 3/4	180 - 340 7 1/16 - 13 3/8	20 14.75	15	120	12 13.23	14,73 32.480	-	✓
30-3-5-B	-886386	0 - 250 0 - 9 13/16	500 19 11/16	180 - 340 7 1/16 - 13 3/8	20 14.75	15	120	12 13.23	16,41 36.184	-	✓

SERIES K-2030-20-B
HYDRAULIC 2-JAW AND 3-JAW UNIVERSAL PULLER SET





The 16-piece universal puller set from series 2030 is used for hydraulic, 2-jaw and 3-jaw pulling of large bearings, gears, disks, etc. in craft, industry, and workshop. The series 2030 impresses with its diverse combination options. The assembly set allows the combination of hydraulics, puller jaws, and extensions to create 14 different variants. The powerful design is particularly suitable for large and heavy applications in industry and commercial vehicles.

BENEFITS

- Application-oriented assembly for universal use
- Depending on the existing extraction situation, it can be easily adjusted and configured for a variety of applications.
- Through 2-jaw or 3-jaw design, one is always flexible in use.
- Extensions allow the removal of deeply seated components.

TECHNICAL ATTRIBUTES

#	GTIN	mm/inch	mm/inch	mm/inch	Max. tensile force kN	Max. tension force t/US t. sh.	kg/lb	Consists of	
K-2030-20-B	-123269	10 - 200 3/8 - 7 7/8	600 23 5/8	100 - 260 3 15/16 - 10 1/4	100	10 11.02	15,94 35.148	621220, 621355, 600-17, 8-0-621, 2-150-S, 2-300-S, 2-V-150-S, 30-20-T3, 2-150-E, 2-300-E, 20-20-T, 30-20-T3	✓

SERIES 20-H
2-JAW PULLER WITH HYDRAULIC SPINDLE





The 2-jaw universal puller with hydraulic spindle is suitable for pulling particularly stubborn bearings, gears, and discs with a pulling force of up to 20 t. Thanks to the integrated grease hydraulic, no external pump is required. The manually extendable lever arm can be swiveled 360°. The flexible connection thread on the spindle allows for the mounting of numerous puller tools from the KUKKO range, depending on thread size.

BENEFITS

- The screw connection allows for easy loosening and particularly tight fastening of the jaws with an allen key
- Application also for eccentric components through freely movable jaws gliding on the crossbar
- Spindle outlet to protect the thread
- Fat hydraulic spindle ensures easy and controlled removal of tightly seated parts with minimal effort.
- Optional convertible from an external puller to an internal extractor by reversing the extractor jaws.

TECHNICAL ATTRIBUTES

#	GTIN	mm/inch	mm/inch	mm/inch	Nm/ft lb	Max. tensile force kN	Max. tension force t/US t. sh.	kg/lb	
20-3-H	-786839	0 - 250 0 - 9 13/16	210 8 1/4	180 - 340 7 1/16 - 13 3/8	0.00	120	12 13.23	7,53 16.604	✓
20-30-H	-786914	0 - 350 0 - 13 3/4	210 8 1/4	180 - 440 7 1/16 - 17 5/16	0.00	120	12 13.23	8,375 18.467	✓
20-4-H	-227981	15 - 520 9/16 - 20 1/2	209 8 1/4	200 - 590 7 7/8 - 23 1/4	0.00	120	12 13.23	24,21 53.383	✓
20-40-H	-732218	15 - 650 9/16 - 25 9/16	300 11 13/16	200 - 710 7 7/8 - 27 15/16	0.00	120	12 13.23	28,29 62.379	✓
20-5-H	-228063	105 - 750 4 1/8 - 29 1/2	750 29 1/2	340 - 1.000 13 3/8 - 39 3/8	0.00	120	20 22.05	54 119.070	✓

SERIES 20-S
2-JAW UNIVERSAL PULLER WITH SLIDING, ALWAYS PARALLEL JAWS





BENEFITS

- Narrow jaws grip optimally in tight and hard-to-reach places.
- The screw connection allows for easy loosening and particularly tight fastening of the jaws with an allen key.
- Application also for eccentric components through freely movable, sliding puller jaws on the crossbar.
- Hexagonal profile on the crossbar for secure counterholding
- Variable adjustment for any span between 4 mm – 350 mm

TECHNICAL ATTRIBUTES

#	GTIN	mm/ inch	mm/inch	mm/inch	SW mm/inch	Nm/ft lb	Max. tensile force kN	Max. tension force t/US t. sh.	kg/lb	Included in the set	DEUTSCHES WERKZEUG FWI
20-1-S	-757396	11 - 90 7/16 - 3 5/8	100 4	70 - 140 2 3/4 - 5 1/2	17 11/16	35 25.82	25	2.5 2.76	1,245 2.745	20-S-TK-13, 20-ST-S	✓
20-10-S	-757471	4 - 120 3/16 - 5	100 4	70 - 180 2 3/4 - 7 1/16	17 11/16	35 25.82	25	2.5 2.76	1,365 3.010	20-S-TK-13, K-2030-10-S, 20-ST-S	✓
20-2-S	-727368	16 - 160 5/8 - 6	150 6	100 - 220 3 15/16 - 8 11/16	22 7/8	120 88.51	50	5 5.51	3,5 7.718	20-S-TK-13, 20-ST-S	✓
20-20-S	-727443	16 - 200 5/8 - 8	150 6	100 - 260 3 15/16 - 10 1/4	22 7/8	120 88.51	50	5 5.51	3,285 7.243	20-S-TK-13, K-2030-20-S, 20-ST-S	✓

PRODUKTDETAILS

#	GTIN	mm/ inch	mm/inch	mm/inch	mm/inch	Nm/ft lb	Max. tensile force kN	Max. tension force t/US t. sh.	kg/lb	Included in the set	
20-3-S	-727511	21 - 250 13/16 - 10	200 8	180 - 340 7 1/16 - 13 3/8	27 1 1/16	250 184.40	90	9 9.92	6,81 15.016	20-S-TK-13, 20-ST-S	✓
20-30-S	-727696	21 - 350 13/16 - 14	200 8	180 - 440 7 1/16 - 17 5/16	27 1 1/16	250 184.40	90	9 9.92	7,38 16.273	-	✓

SERIES 1-P
NARROW JAWS (PAIR)

The pair of two narrow jaws is suitable for 2-jaw universal pullers. The narrow jaws ensure that even tight and hard-to-reach spaces can be accessed.

BENEFITS

- With the free-moving, sliding puller jaws on the crossbar, eccentric components can also be removed.



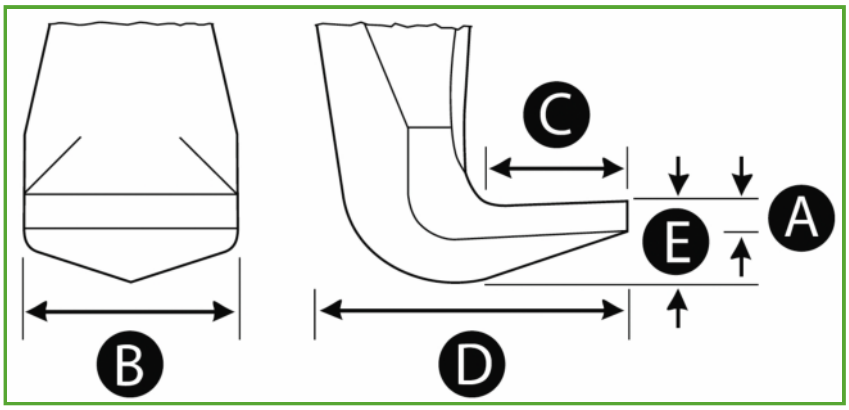

TECHNICAL ATTRIBUTES

#	GTIN	mm/inch	mm/inch	mm/ inch	mm/ inch	mm/ inch	mm/inch	mm/ inch	kg/lb	
1-91-P	-434716	100 4	127 5	3 1/8	14 9/16	30 1 3/16	7 1/4	3 1/8	0,515 1.136	✓
1-191-P	-461286	200 8	227 8 15/16	3 1/8	14 9/16	30 1 3/16	7 1/4	3 1/8	1,075 2.370	✓
1-251-P	-461446	250 10	277 10 7/8	3 1/8	14 9/16	30 1 3/16	7 1/4	3 1/8	1,305 2.878	✓
1-401-P	-985010	400 16	427 16 13/16	3 1/8	14 9/16	30 1 3/16	7 1/4	3 1/8	2,075 4.575	✓
2-151-P	-702921	150 6	186 7 5/16	4 3/16	19 3/4	32 1 1/4	8 5/16	4 3/16	1,25 2.756	✓
2-301-P	-703188	300 12	336 13 1/4	4 3/16	19 3/4	32 1 1/4	8 5/16	4 3/16	2,535 5.590	✓
3-201-P	-726521	200 8	244 9 5/8	6,5 1/4	52 2 1/16	35 1 3/8	17 11/16	6,5 1/4	3,175 7.001	✓

PRODUKTDETAILS

#	GTIN	mm/inch	mm/inch	mm/ inch	mm/ inch	mm/ inch	mm/inch	mm/ inch	kg/lb	
3-301-P	-726781	300 12	340 13 3/8	6,5 1/4	52 2 1/16	35 1 3/8	17 11/16	6,5 1/4	4,28 9.437	✓
3-401-P	-726941	400 16	440 17 5/16	6,5 1/4	52 2 1/16	35 1 3/8	17 11/16	6,5 1/4	5,89 12.987	✓
3-501-P	-727108	500 20	540 21 1/4	6,5 1/4	52 2 1/16	35 1 3/8	17 11/16	6,5 1/4	6,555 14.454	✓

SERIES 30-S
3-JAW UNIVERSAL PULLER WITH NARROW JAWS





The 3-jaw universal puller with narrow jaws is used for safely removing bearings, gears, and discs in all common sizes for craft, workshop, and industry. It allows for the loosening of any component that sits on a shaft and is freely accessible from the outside. The narrow jaws ensure that even tight and poorly accessible spaces can be reached. The 3-jaw design guarantees an even load distribution and thus a particularly secure hold on the part being pulled.

BENEFITS

- Narrow puller jaws grip optimally in tight and hard-to-reach areas.
- 3-jaw ensures an even distribution of force and allows for greater pulling forces.
- The screw connection allows for easy loosening and especially tight fastening of the jaws with an allen key
- Application also for eccentric components through freely movable, sliding jaws on the crossbar.
- Hexagonal profile on the crossbar for secure counter-holding

TECHNICAL ATTRIBUTES

#	GTIN	mm/ inch	mm/inch	mm/inch	SW mm/inch	Nm/ft lb	Max. tensile force kN	Max. tension force t/US t. sh.	kg/lb	Included in the set	
30-1-S	-727771	8 - 90 5/16 - 3 5/8	100 4	70 - 140 2 3/4 - 5 1/2	17 11/16	40 29.50	30	3 3.31	1,335 2.944	-	✓
30-10-S	-728198	8 - 130 5/16 - 5	100 4	70 - 180 2 3/4 - 7 1/16	17 11/16	40 29.50	30	3 3.31	1,52 3.352	K-2030-10-S	✓
30-2-S	-727856	16 - 160 5/8 - 6	150 6	100 - 220 3 15/16 - 8 11/16	22 7/8	120 88.51	50	5 5.51	3,78 8.335	-	✓
30-20-S	-727931	16 - 200 5/8 - 8	150 6	100 - 260 3 15/16 - 10 1/4	22 7/8	120 88.51	50	5 5.51	4,8 10.584	K-2030-20-S	✓

PRODUKTDETAILS

#	GTIN	mm/ inch	mm/inch	mm/inch	mm/inch	Nm/ft lb	Max. tensile force kN	Max. tension force t/US t. sh.	kg/lb	Included in the set	
30-3-S	-728013	2 - 250 1/16 - 10	200 8	180 - 340 7 1/16 - 13 3/8	27 1 1/16	390 287.66	135	13.5 14.88	9,365 20.650	-	✓

SERIES 1-S
NARROW PULLER JAWS (SET)

The set of three narrow jaws is suitable for 3-jaw universal pullers. The narrow jaws ensure that even tight and hard-to-reach spaces are accessible.

BENEFITS

- With the free-moving, sliding puller jaws on the crossbar, eccentric components can also be removed.



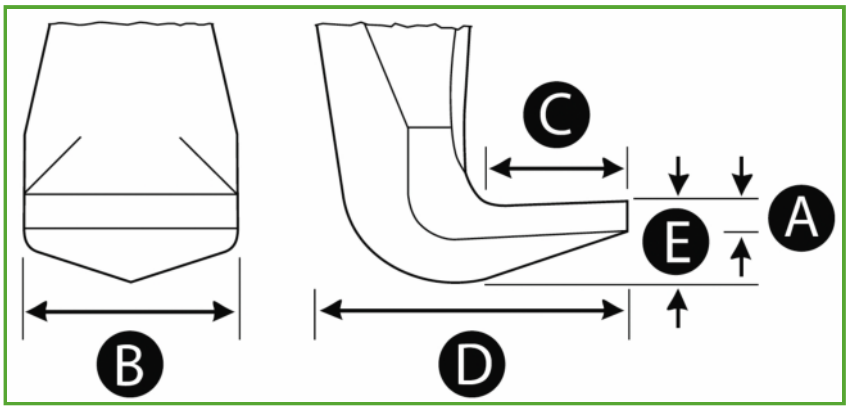

TECHNICAL ATTRIBUTES

#	GTIN	mm/inch	mm/inch	mm/ inch	mm/ inch	mm/ inch	mm/inch	mm/ inch	kg/lb	
1-91-S	-497834	100 4	127 5	3 1/8	14 9/16	30 1 3/16	7 1/4	3 1/8	0,755 1.665	✓
1-191-S	-497919	200 8	227 8 15/16	3 1/8	14 9/16	30 1 3/16	7 1/4	3 1/8	1,605 3.539	✓
1-251-S	-498091	250 10	277 10 7/8	3 1/8	14 9/16	30 1 3/16	7 1/4	3 1/8	2,08 4.586	✓
1-401-S	-985034	400 16	427 16 13/16	3 1/8	14 9/16	30 1 3/16	7 1/4	3 1/8	3,24 7.144	✓
2-151-S	-728686	150 6	186 7 5/16	4 3/16	19 3/4	32 1 1/4	8 5/16	4 3/16	1,78 3.925	✓
2-301-S	-728761	300 12	336 13 1/4	4 3/16	19 3/4	32 1 1/4	8 5/16	4 3/16	3,645 8.037	✓
3-201-S	-728846	200 8	244 9 5/8	6,5 1/4	52 2 1/16	35 1 3/8	17 11/16	6,5 1/4	5,485 12.094	✓

PRODUKTDETAILS

#	GTIN	mm/inch	mm/inch	mm/ inch	mm/ inch	mm/ inch	mm/inch	mm/ inch	kg/lb	
3-301-S	-728921	300 12	340 13 3/8	6,5 1/4	52 2 1/16	35 1 3/8	17 11/16	6,5 1/4	6,39 14.090	✓
3-401-S	-729003	400 16	440 17 5/16	6,5 1/4	52 2 1/16	35 1 3/8	17 11/16	6,5 1/4	7,86 17.331	✓
3-501-S	-729188	500 20	540 21 1/4	6,5 1/4	52 2 1/16	35 1 3/8	17 11/16	6,5 1/4	1,1 2.426	✓

SERIES K-2030-10-S
2- AND 3-JAW UNIVERSAL PULLER SET WITH NARROW JAWS





The 13-piece universal puller set with narrow puller jaws from series 2030 is used for 2-jaw and 3-jaw pulling of bearings, gears, discs, etc. in tight and hard-to-reach spaces in craft, industry, and workshop. The series 2030 convinces with its numerous combination options. The kit enables the assembly of 8 different variants through the combination of puller jaws and extensions.

BENEFITS

- Application-oriented assembly for universal use
- By storing it in the box, the completeness of the set can be easily overviewed.
- Depending on the existing extraction situation, it can be easily adjusted and configured for a variety of applications.
- Through 2-jaw or 3-jaw design, one is always flexible in use.
- Extensions allow the removal of deeply seated components.

TECHNICAL ATTRIBUTES

#	GTIN	mm/inch	mm/inch	mm/inch	SW mm/inch	Max. tensile force kN	Max. tension force t/US t. sh.	kg/lb	Consists of	DEUTSCHES WERKZEUG FWI
K-2030-10-S	-306181	0 - 130 0 - 5 1/8	350 13 3/4	70 - 180 2 3/4 - 7 1/16	17 11/16	30	3 3.31	8,92 19.669	20-10-S, 614250, 30-10-T, 1-191-S, 1-251-S	✓

SERIES K-2030-20-S
2- AND 3-JAW UNIVERSAL PULLER SET WITH NARROW PULLER JAWS





The 15-piece universal puller set with narrow jaws from series 2030 is used for 2-jaw and 3-jaw pulling of large bearings, gears, disks, etc. for tight and difficult-to-access spaces in crafts, industry, and workshops. The series 2030 impresses with its versatile combination options. The kit allows for the assembly of 14 different variants through the combination of puller jaws and extensions. The robust design is particularly suitable for large and heavy applications in industry and commercial vehicles.

BENEFITS

- Application-oriented assembly for universal use
- By storing it in the box, the completeness of the set can be easily overviewed.
- Depending on the existing extraction situation, it can be easily adjusted and configured for a variety of applications.
- Through 2-jaw or 3-jaw design, one is always flexible in use.
- Extensions allow the removal of deeply seated components.

TECHNICAL ATTRIBUTES

#	GTIN	mm/inch	mm/inch	mm/inch	mm/inch	Max. tensile force kN	Max. tension force t/US t. sh.	kg/lb	Consists of	
K-2030-20-S	-123276	10 - 200 3/8 - 7 7/8	600 23 5/8	100 - 260 3 15/16 - 10 1/4	22 7/8	50	5 5.51	14,5 31.973	621220, 621355, 600-17, 2-151-S, 2-301-S, 2-V-150-P, 30-20-T, 2-151-E, 20-20-T, 30-20-T3, 2-301-E	✓

SERIES 20-ST-S
SALES DISPLAY FOR 2-JAW UNIVERSAL PULLERS WITH NARROW JAWS



The sales display for 2-jaw universal pullers is the ideal solution for the presentation and storage of various sizes of 2-jaw universal pullers. The 2-jaw universal pullers with narrow puller jaws are used for the safe removal of bearings, gears, and discs in all common sizes for crafts, workshops, and industry. This allows for the loosening of any component that sits on a shaft and is freely accessible from the outside. The narrow puller jaws ensure that even tight and difficult-to-access spaces can be reached.

BENEFITS

- The sales and workshop stand provides organized storage and presentation of the 2-jaw pullers.
- Narrow jaws grip optimally in tight and hard-to-reach spots.
- The screw connection allows easy loosening and particularly tight fastening of the jaws with an allen key

TECHNICAL ATTRIBUTES

#	GTIN	mm/ inch	mm/ inch	mm/ inch	mm/ inch	mm/ inch	mm/ inch	Nm/ft lb	Max. tensile force kN	Max. tension force t/US t. sh.	kg/lb	Consists of	
20-ST-S	-906282	630 24 13/16	250 9 13/16	330 12 1	4 - 250 3/16 - 9 13/16	200 7 7/8	70 - 340 2 3/4 - 13 3/8	250 184.40	70	7 7.72	19,67 43.372	20-1-S, 20-10-S, 20-2-S, 20-20-S, 20-3-S, 20-STL	✓

SERIES 20-SP
2-JAW UNIVERSAL PULLER WITH NARROW JAWS IN SET



The 2-jaw universal puller with narrow, adjustable jaws is used for safely removing bearings, gears, and discs in all common sizes for craftsmanship, workshops, and industry. The equipment with three pairs of jaws in various lengths allows for extraction processes with diverse combinations and depths. This enables the loosening of any component that sits on a shaft and is freely accessible from the outside. The narrow jaws ensure access to even tight and poorly accessible spaces.

BENEFITS

- Narrow puller jaws grip optimally in tight and hard-to-reach areas.
- Screw connection allows easy loosening and particularly tight fastening of the jaws with an Allen key
- Application also for eccentric components through freely movable, sliding puller jaws on the crossbar.
- Hexagonal profile on the crossbar for secure counterholding
- Quick-adjustable jaws guarantee immediate adjustment to any spread between 11 mm – 350 mm

TECHNICAL ATTRIBUTES

#	GTIN	mm/ inch	mm/inch	mm/inch	mm/inch	Nm/ft lb	Max. tensile force kN	Max. tension force t/US t. sh.	kg/lb	Included in the set	
20-10-SP	-461514	11 - 120 7/16 - 4 3/4	350 13 3/4	70 - 180 2 3/4 - 7 1/16	17 11/16	35 25.82	25	2.5 2.76	3,69 8.136	K-2030-10-S	✓
20-20-SP	-701856	26 - 200 1 1/32 - 7 7/8	300 11 13/16	100 - 260 3 15/16 - 10 1/4	22 7/8	120 88.51	50	5 5.51	5,83 12.855	K-2030-20-S	✓
20-30-SP	-701931	21 - 350 13/16 - 13 3/4	400 15 3/4	180 - 440 7 1/16 - 17 5/16	27 1 1/16	250 184.40	70	7 7.72	16,68 36.779	-	✓

SERIES 30-SP
3-JAW UNIVERSAL PULLER WITH NARROW JAWS IN THE SET



The 3-jaw universal puller with narrow, adjustable jaws is used for safely pulling bearings, gears, and discs. The inclusion of three pairs of jaws in various lengths allows for pulling operations with different combinations and depths. This makes it possible to release any component that sits on a shaft and is freely accessible from the outside. The narrow jaws ensure that even tight and hard-to-reach spaces are accessible. The 3-jaw design guarantees an even load distribution and thus a particularly secure grip on the part being pulled.

BENEFITS

- The extremely slim design of the jaws optimally engages in extremely tight and hard-to-reach spots.
- 3-jaw ensures an even distribution of force and allows for greater pulling forces.
- The screw connection allows for easy loosening and especially tight fastening of the jaws with an allen key
- Application also for eccentric components through freely movable, sliding jaws on the crossbar.
- Hexagonal profile on the crossbar for secure counter-holding

TECHNICAL ATTRIBUTES

#	GTIN	mm/ inch	mm/inch	mm/inch	mm/inch	Nm/ft lb	Max. tensile force kN	Max. tension force t/US t. sh.	kg/lb	Included in the set	
30-10-SP	-463839	8 - 130 5/16 - 5 1/8	350 13 3/4	70 - 180 2 3/4 - 7 1/16	17 11/16	40 29.50	30	3 3.31	5,11 11.268	K-2030-10-S	✓
30-20-SP	-728273	11 - 200 7/16 - 7 7/8	300 11 13/16	100 - 260 3 15/16 - 10 1/4	22 7/8	120 88.51	50	5 5.51	7,66 16.890	K-2030-20-S	✓
30-3-SP	-728358	2 - 250 1/16 - 9 13/16	400 15 3/4	180 - 340 7 1/16 - 13 3/8	27 1 1/16	220 162.27	70	7 7.72	23,67 52.192	-	✓

SERIES 20-S-T
2-JAW UNIVERSAL PULLER WITH EXTREMELY NARROW JAWS





The 2-jaw universal puller with extremely narrow jaws and trapezoidal support surface on the claw is used for the safe removal of transmission gears, bearings, sprockets, synchronizer bodies, and similar components. This allows for the loosening of any component that is seated on a shaft and is accessible from the outside. The special design of the jaws ensures that even very tight and poorly accessible gaps can be reached.

BENEFITS

- The extremely slim design of the jaws is optimal for tight and hard-to-reach places.
- The screw connection allows for easy loosening and particularly tight fastening of the jaws with an allen key.
- Application also for eccentric components through freely movable, sliding puller jaws on the crossbar.
- Hexagonal profile on the crossbar for secure counterholding
- Variable adjustment to any span between 16 mm – 120 mm

TECHNICAL ATTRIBUTES

#	GTIN	mm/ inch	mm/inch	mm/inch	mm/inch	Nm/ft lb	Max. tensile force kN	Max. tension force t/US t. sh.	kg/lb	Included in the set	
20-1-S-T	-321641	16 - 90 5/8 - 3 9/16	100 3 15/16	70 - 140 2 3/4 - 5 1/2	17 11/16	35 25.82	25	2.5 2.76	1,18 2.602	-	✓
20-10-S-T	-201097	16 - 120 5/8 - 4 3/4	100 3 15/16	70 - 180 2 3/4 - 7 1/16	17 11/16	35 25.82	25	2.5 2.76	1,32 2.911	K-2030-10-S-T	✓

SERIES 4-P
EXTREMELY NARROW PULLER JAWS (PAIR)

The pair of two extremely narrow jaws is suitable for 2-jaw universal pullers. The trapezoidal support surface of the claw ensures that even very tight and hard-to-reach gaps can be accessed.

BENEFITS

- With the free-moving, sliding puller jaws on the crossbar, eccentric components can also be removed.



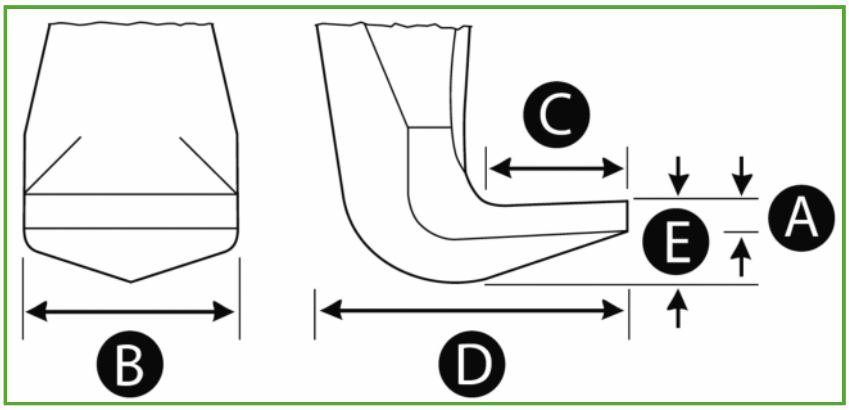

TECHNICAL ATTRIBUTES

#	GTIN	mm/inch	mm/inch	mm/ inch	mm/ inch	mm/inch	mm/ inch	mm/ inch	kg/lb	
1-94-P	-852039	100 3 15/16	127 5	3 1/8	12 1/2	24 15/16	7 1/4	3 1/8	0,49 1.080	✓
1-194-P	-321399	200 7 7/8	227 8 15/16	3 1/8	12 1/2	24 15/16	7 1/4	3 1/8	1,06 2.337	✓
1-254-P	-321498	250 9 13/16	277 10 7/8	3 1/8	12 1/2	24 15/16	7 1/4	3 1/8	1,26 2.778	✓

SERIES 30-S-T
3-JAW UNIVERSAL PULLER WITH EXTREMELY NARROW JAWS





The 3-jaw universal puller with extremely narrow jaws and trapezoidal support surface at the claw is used for securely pulling gear wheels, bearings, sprockets, synchronizers, and similar components. This allows for the loosening of any component mounted on a shaft that is freely accessible from the outside. The special design of the jaws ensures that even very tight and hard-to-reach spaces can be accessed. The 3-jaw design guarantees a uniform load distribution and thus a particularly secure grip on the part being pulled.

BENEFITS

- The extremely slim design of the jaws is optimal for tight and hard-to-reach places.
- 3-jaw ensures an even distribution of force and allows for greater pulling forces.
- The screw connection enables easy loosening and particularly tight fastening of the jaws with an allen key.
- Application also for eccentric components through freely movable, sliding jaws on the crossbar.
- Hexagonal profile on the crossbar for secure counter-holding

TECHNICAL ATTRIBUTES

#	GTIN	mm/ inch	mm/inch	mm/inch	mm/inch	Nm/ft lb	Max. tensile force kN	Max. tension force t/US t. sh.	kg/lb	Included in the set	
30-1-S-T	-321689	13 - 90 1/2 - 3 9/16	100 3 15/16	70 - 140 2 3/4 - 5 1/2	17 11/16	40 29.50	30	3 3.31	1,335 2.944	-	✓
30-10-S-T	-321696	13 - 130 1/2 - 5 1/8	100 3 15/16	70 - 180 2 3/4 - 7 1/16	17 11/16	40 29.50	30	3 3.31	1,475 3.252	K-2030-10-S-T	✓

SERIES 4-S
EXTREMELY NARROW JAWS (SET)



The set of three extremely narrow jaws is suitable for 3-jaw universal pullers. The trapezoidal contact surface of the claw ensures that even very tight and hard-to-reach gaps are accessed.

BENEFITS

- With the free-moving, sliding puller jaws on the crossbar, eccentric components can also be removed.

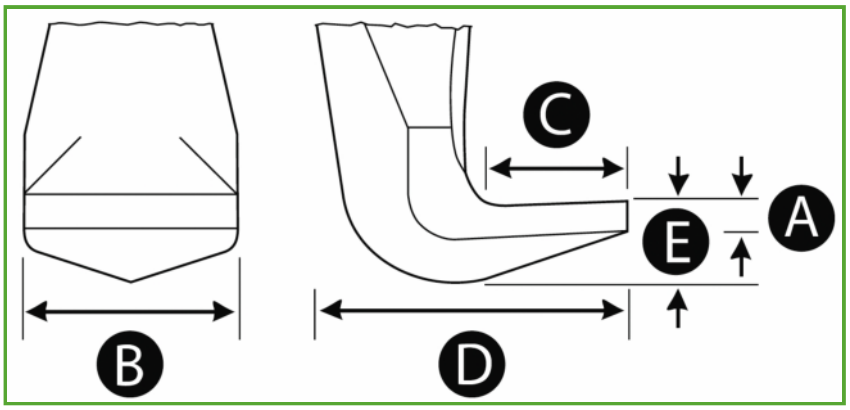

TECHNICAL ATTRIBUTES

#	GTIN	mm/inch	mm/inch	mm/ inch	mm/ inch	mm/inch	mm/ inch	mm/ inch	kg/lb	
1-94-S	-321580	100 3 15/16	127 5	3 1/8	12 1/2	24 15/16	7 1/4	3 1/8	0,72 1.588	✓
1-194-S	-321412	200 7 7/8	227 8 15/16	3 1/8	12 1/2	24 15/16	7 1/4	3 1/8	1,56 3.440	✓
1-254-S	-484520	250 9 13/16	277 10 7/8	3 1/8	12 1/2	24 15/16	7 1/4	3 1/8	1,89 4.167	✓

SERIES K-2030-10-S-T
2- AND 3-JAW UNIVERSAL PULLER SET WITH EXTREMELY NARROW PULLER JAWS





The 13-piece universal puller set with extremely narrow jaws of series 2030 is used for 2-jaw and 3-jaw pulling of gearbox gears, bearings, pinions, synchronizers, etc., for extremely tight and poorly accessible intermediate spaces in crafts, industry, and workshops. The series 2030 impresses with its diverse combination options. The kit allows for the assembly of 8 different variants by combining jaws and extensions.

BENEFITS

- Application-oriented assembly for universal use
- Depending on the existing extraction situation, it can be easily adjusted and configured for a variety of applications.
- Through 2-jaw or 3-jaw design, one is always flexible in use.
- Extensions allow the removal of deeply seated components.

TECHNICAL ATTRIBUTES

#	GTIN	mm/inch	mm/inch	mm/inch	mm/inch	Max. tensile force kN	Max. tension force t/US t. sh.	kg/lb	Consists of	
K-2030-10-S-T	-852022	0 - 130 0 - 5 1/8	350 13 3/4	70 - 180 2 3/4 - 7 1/16	17 11/16	30	3 3.31	8,85 19.514	20-10-S-T, 30-10-T, 614250, 1-194-E, 1-254-E	✓

SERIES 20-SP-T
2-JAW UNIVERSAL PULLER WITH EXTREMELY NARROW JAWS IN THE SET



The 2-jaw universal puller with extremely narrow, adjustable jaws and trapezoidal contact surface at the claw is used for the safe removal of gear wheels, bearings, sprockets, synchronizers, and similar components. It allows for the loosening of parts that are freely accessible from the outside.

BENEFITS

- The extremely slim design of the jaws is optimal for tight and hard-to-reach places.
- The screw connection allows for easy loosening and particularly tight fastening of the jaws with an allen key.
- Application also for eccentric components through freely movable, sliding puller jaws on the crossbar.
- Hexagonal profile on the crossbar for secure counterholding
- Variable adjustment for any span between 16 mm – 120 mm

TECHNICAL ATTRIBUTES

#	GTIN	mm/ inch	mm/inch	mm/inch	mm/inch	Nm/ft lb	Max. tensile force kN	Max. tension force t/US t. sh.	kg/lb	Included in the set	
20-10-SP-T	-321658	16 - 120 5/8 - 4 3/4	350 13 3/4	70 - 180 2 3/4 - 7 1/16	17 11/16	35 25.82	25	2.5 2.76	3,74 8.247	K-2030-10-S-T	✓

SERIES 30-SP-T
3-JAW UNIVERSAL PULLER WITH EXTREMELY NARROW JAWS IN THE SET



The 3-jaw universal puller with extremely narrow, adjustable jaws and trapezoidal support surface on the claw is used for safely pulling gear wheels, bearings, pinions, synchronizers, and similar components. It allows for loosening externally accessible parts.

BENEFITS

- The extremely slim design of the jaws is optimal for tight and hard-to-reach places.
- 3-jaw ensures an even distribution of force and allows for greater pulling forces.
- The screw connection allows for easy loosening and especially tight fastening of the jaws with an allen key
- Application also for eccentric components through freely movable, sliding jaws on the crossbar.
- Hexagonal profile on the crossbar for secure counter-holding

TECHNICAL ATTRIBUTES

#	GTIN	mm/ inch	mm/inch	mm/inch	mm/inch	Nm/ft lb	Max. tensile force kN	Max. tension force t/US t. sh.	kg/lb	Included in the set	
30-10-SP-T	-770272	13 - 130 1/2 - 5 1/8	350 13 3/4	70 - 180 2 3/4 - 7 1/16	17 11/16	40 29.50	30	3 3.31	5,55 12.238	K-2030-10-S-T	✓

SERIES 20+
2-JAW UNIVERSAL PULLER WITH QUICKLY ADJUSTABLE JAWS





The 2-jaw universal pullers with quick adjustment and robust standard jaws are used for particularly safe pulling of bearings, gears, and discs in all common sizes for craft, workshop, and industrial applications. This allows any component that sits on a shaft and is freely accessible from the outside to be detached. By simply reversing the jaws, the pullers can also be used as internal extractors.

BENEFITS

- The screw connection allows for easy loosening and particularly tight fastening of the jaws with an allen key
- Application also for eccentric components through freely movable, sliding puller jaws on the crossbar.
- Hexagonal profile on the crossbar for secure counter-holding
- Variable adjustment for any spread between 0 mm – 350 mm
- Safe shear suspension of the claw in the sliding piece (Armlock Technology)

TECHNICAL ATTRIBUTES

#	GTIN	mm/ inch	mm/inch	mm/inch	mm/inch	Nm/ft lb	Max. tensile force kN	Max. tension force t/US t. sh.	kg/lb	Included in the set	
20-0+ New	-488078	0 - 70 0 - 2 3/4	75 2 15/16	70 - 105 2 3/4 - 4 1/8	13 1/2	40 29.50	25	2.5 2.76	0,52 1.147	-	✓
20-00+ New	-104275	0 - 95 0 - 2 3/4	75 2 15/16	70 - 130 2 3/4 - 4 1/8	13 1/2	40 29.50	25	2.5 2.76	0,52 1.147	-	✓
20-1+ New	-644771	9 - 90 3/8 - 3 5/8	100 4	100 - 120 3 15/16 - 4 3/4	17 11/16	80 59.01	45	4.5 4.96	1,27 2.800	20+TK-13, K-2030-1+A, K-20-1+S-T, K-20-1-2+B, 20-ST+, 20+ST+S, K-20-15	✓
20-10+ New	-644856	10 - 130 3/8 - 5	100 4	95 - 160 3 3/4 - 6 5/16	17 11/16	80 59.01	45	4.5 4.96	1,44 3.175	20+TK-13, K-2030-10+, 20-ST+	✓

PRODUKTDETAILS

#	GTIN	mm/ inch	mm/inch	mm/inch	mm/inch	Nm/ft lb	Max. tensile force kN	Max. tension force t/US t. sh.	kg/lb	Included in the set	
20-10+2 New	-773310	10 - 130 3/8 - 5 1/8	200 7 7/8	95 - 160 3 3/4 - 6 5/16	17 11/16	80 59.01	45	4.5 4.96	2,145 4.730	K-2030-10+, 20+ST+S	✓
20-2+ New	-644931	10 - 160 3/8 - 6	162 6	100 - 220 3 15/16 - 8 11/16	22 7/8	150 110.64	60	6 6.61	3,45 7.607	20+TK-13, K-20-1-2+B, 20-ST+, K-20-15	✓
20-2+3 New	-773327	10 - 160 3/8 - 6 5/16	300 11 13/16	100 - 220 3 15/16 - 8 11/16	22 7/8	150 110.64	60	6 6.61	4,615 10.176	20+ST+S	✓
20-20+ New	-645013	10 - 200 3/8 - 8	162 6	100 - 260 3 15/16 - 10 1/4	22 7/8	150 110.64	60	6 6.61	3,315 7.310	20+TK-13, K-2030-20+S, K-2030-20+S+B, 20-ST+	✓
20-3+ New	-645198	0 - 250 0 - 10	210 8	180 - 340 7 1/16 - 13 3/8	27 1 1/16	300 221.28	85	8.5 9.37	7,5 16.538	20+TK-13, 20-ST+	✓
20-30+ New	-645273	0 - 350 0 - 14	200 8	180 - 440 7 1/16 - 17 5/16	27 1 1/16	300 221.28	85	8.5 9.37	7,51 16.560	-	✓

SERIES 2-P
QUICK-ADJUSTABLE STANDARD JAWS (PAIR)

The pair of two quick-adjustable standard jaws is suitable for 2-jaw universal pullers. The robust jaws guarantee particularly safe and user-friendly removal of bearings, gears, and disks.



BENEFITS

- With the free-moving, sliding puller jaws on the crossbar, eccentric components can also be removed.
- Through the knurl, a tool-free, quick solution or movement of the jaws is made possible.

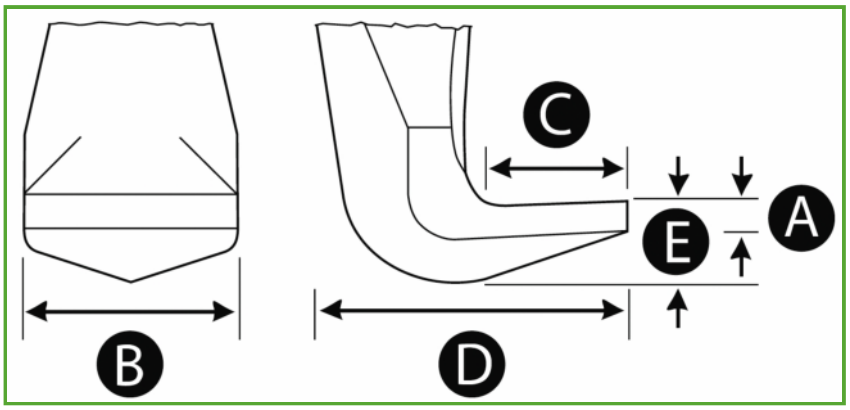

TECHNICAL ATTRIBUTES

#	GTIN	mm/inch	mm/inch	mm/ inch	mm/ inch	mm/ inch	mm/ inch	mm/ inch	kg/lb	
1-92-P	-732393	100 4	132 5 3/16	10 3/8	31 1 1/4	20 13/16	15 9/16	3 1/8	0,58 1.279	✓
1-192-P	-973611	200 8	232 9 1/8	10 3/8	31 1 1/4	20 13/16	15 9/16	3 1/8	1,17 2.580	✓
1-252-P	-973673	250 10	282 11 1/8	10 3/8	31 1 1/4	20 13/16	15 9/16	3 1/8	1,41 3.109	✓
2-152-P	-973765	150 6	193 7 5/8	9 3/8	40 1 9/16	24 15/16	18 11/16	4 3/16	1,26 2.778	✓
2-302-P	-973819	300 12	343 13 1/2	9 3/8	40 1 9/16	24 15/16	18 11/16	4 3/16	2,59 5.711	✓
3-202-P	-732706	200 8	255 10 1/32	20 13/16	67 2 5/8	35 1 3/8	37 1 7/16	4 3/16	3,33 7.343	✓
3-302-P	-973932	300 12	350 13 3/4	20 13/16	67 2 5/8	35 1 3/8	37 1 7/16	4 3/16	4,55 10.033	✓

PRODUKTDETAILS

#	GTIN	mm/inch	mm/inch	mm/ inch	mm/ inch	mm/ inch	mm/ inch	mm/ inch	kg/lb	
3-402-P	-974014	400 16	450 17 11/16	20 13/16	67 2 5/8	35 1 3/8	37 1 7/16	4 3/16	5,55 12.238	✓
3-502-P	-974137	500 20	550 21 5/8	20 13/16	67 2 5/8	35 1 3/8	37 1 7/16	4 3/16	6,35 14.002	✓

SERIES 30+
3-JAW UNIVERSAL PULLER WITH QUICK-ADJUSTABLE JAWS





The 3-jaw universal puller with quickly adjustable jaws is used for removing bearings, gears, and discs in all common sizes. This allows for loosening any component that is mounted on a shaft and freely accessible from the outside.

BENEFITS

- Simple manual release of the jaws using hand knobs (Quick Adjust Technology)
- 3-jaw ensures an even distribution of force and allows for greater pulling forces.
- Application also for eccentric components through freely movable, sliding puller jaws on the crossbar.
- Hexagonal profile on the crossbar for secure counterholding
- Quick-adjustable jaws guarantee immediate adjustment to any spread between 0 mm – 375 mm

TECHNICAL ATTRIBUTES

#	GTIN	mm/ inch	mm/inch	mm/inch	mm/inch	Nm/ft lb	Max. tensile force kN	Max. tension force t/US t. sh.	kg/lb	Included in the set	
30-1+	-731488	0 - 90 0 - 3 5/8	100 4	70 - 140 2 3/4 - 5 1/2	17 11/16	80 59.01	60	6 6.61	1,46 3.219	K-2030-1+A	✓
30-10+	-731556	0 - 130 0 - 5	100 4	70 - 180 2 3/4 - 7 1/16	17 11/16	80 59.01	60	6 6.61	1,6 3.528	K-2030-10+	✓
30-2+	-731631	0 - 160 0 - 6	150 6	100 - 220 3 15/16 - 8 11/16	22 7/8	150 110.64	70	7 7.72	3,8 8.379	-	✓
30-20+	-731716	0 - 200 0 - 8	150 6	100 - 260 3 15/16 - 10 1/4	22 7/8	150 110.64	70	7 7.72	4,8 10.584	K-2030-20+S, K-2030-20+S+B	✓

PRODUKTDETAILS

#	GTIN	mm/ inch	mm/inch	mm/inch	mm/inch	Nm/ft lb	Max. tensile force kN	Max. tension force t/US t. sh.	kg/lb	Included in the set	
30-3+	-731891	0 - 250 0 - 10	200 8	180 - 340 7 1/16 - 13 3/8	27 1 1/16	250 184.40	100	10 11.02	8,8 19.404	-	✓
30-30+	-303333	105 - 375 4 1/8 - 14 3/4	200 7 7/8	180 - 440 7 1/16 - 17 5/16	36 1 7/16	250 184.40	150	15 16.53	1,635 3.605	-	✓

SERIES 2-S
QUICK ADJUSTMENT STANDARD JAWS (SET)

The set of three quickly adjustable standard jaws is suitable for 3-jaw universal pullers. The robust jaws guarantee particularly safe and user-friendly removal of bearings, gears, and discs.



BENEFITS

- With the free-moving, sliding puller jaws on the crossbar, eccentric components can also be removed.
- Thanks to the knurling, it enables tool-free, quick loosening or moving of the jaws.

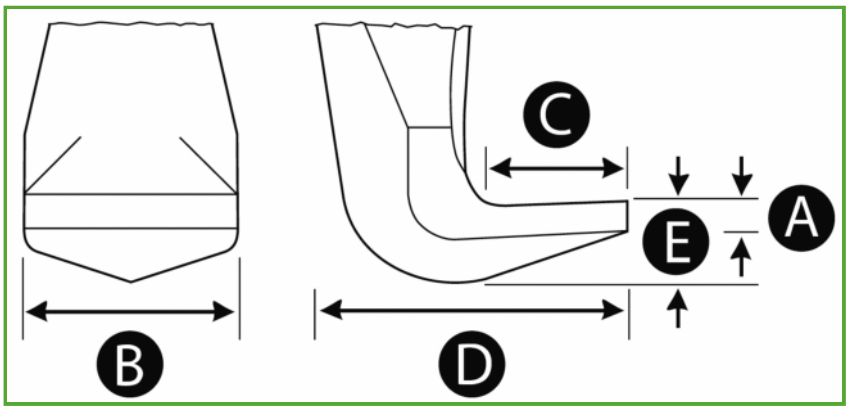

TECHNICAL ATTRIBUTES

#	GTIN	mm/inch	mm/inch	mm/ inch	mm/ inch	mm/ inch	mm/ inch	mm/ inch	kg/lb	
1-92-S	-973741	100 4	132 5 3/16	10 3/8	31 1 1/4	20 13/16	15 9/16	3 1/8	0,92 2.029	✓
1-192-S	-973635	200 8	232 9 1/8	10 3/8	31 1 1/4	20 13/16	15 9/16	3 1/8	1,86 4.101	✓
1-252-S	-973697	250 10	282 11 1/8	10 3/8	31 1 1/4	20 13/16	15 9/16	3 1/8	2,305 5.083	✓
2-152-S	-973772	150 6	193 7 5/8	9 3/8	40 1 9/16	24 15/16	18 11/16	4 3/16	2,75 6.064	✓
2-302-S	-973833	300 12	343 13 1/2	9 3/8	40 1 9/16	24 15/16	18 11/16	4 3/16	3,775 8.324	✓
3-202-S	-973895	200 8	255 10 1/32	20 13/16	67 2 5/8	35 1 3/8	37 1 7/16	4 3/16	4,94 10.893	✓
3-302-S	-973956	300 12	350 13 3/4	20 13/16	67 2 5/8	35 1 3/8	37 1 7/16	4 3/16	6,64 14.641	✓

PRODUKTDETAILS

#	GTIN	mm/inch	mm/inch	mm/ inch	mm/ inch	mm/ inch	mm/ inch	mm/ inch	kg/lb	
3-402-S	-974038	400 16	450 17 11/16	20 13/16	67 2 5/8	35 1 3/8	37 1 7/16	4 3/16	8,14 17.949	✓
3-502-S	-974151	500 20	550 21 5/8	20 13/16	67 2 5/8	35 1 3/8	37 1 7/16	4 3/16	9,89 21.807	✓

SERIES K-2030-10+
2- AND 3-JAW UNIVERSAL PULLER SET WITH QUICK-ADJUSTABLE JAWS

The 13-piece universal puller set with quickly adjustable jaws of the 2030 series is used for 2-jaw and 3-jaw pulling of bearings, gears, discs, etc. in crafts, industry, and workshops. The 2030 series impresses with its versatile combination options. The set allows for the assembly of 8 different variants through the combination of jaws and extensions.





BENEFITS

- Application-oriented assembly for universal use
- By storing it in the box, the completeness of the set can be easily overviewed.
- Depending on the given pull-off situation, easily adjustable and configurable for a variety of applications.
- With 2-jaw or 3-jaw, you are always flexible in use.
- Extensions allow the removal of deeply seated components.

TECHNICAL ATTRIBUTES

#	GTIN	mm/inch	mm/inch	mm/inch	SW mm/inch	Max. tensile force kN	Max. tension force t/US t. sh.	kg/lb	Consists of	
K-2030-10+	-001697	0 - 130 0 - 5 1/8	350 13 3/4	70 - 180 2 3/4 - 7 1/16	17 11/16	60	6 6.61	9,26 20.418	30-10-T, 614250, 1-192-S, 1-252-S, 20-10+	✓

SERIES K-2030-1+A
2- AND 3-JAW UNIVERSAL PULLER SET WITH NARROW, QUICK-ADJUSTABLE JAWS



The 13-piece universal puller set (2-jaw and 3-jaw) with narrow, quickly adjustable puller jaws from series 2030 is used for pulling bearings, gears, discs, etc. in tight and hard-to-reach spaces in crafts, industry, and workshops. The series 2030 impresses with its versatile combinations. The kit allows for the assembly of 8 different variants by combining puller jaws and extensions.

BENEFITS

- Application-oriented assembly for universal use
- By storing it in the box, the completeness of the set can be easily overviewed.
- Depending on the existing extraction situation, it can be easily adjusted and configured for a variety of applications.
- Through 2-jaw or 3-jaw design, one is always flexible in use.
- Extensions allow the removal of deeply seated components.



TECHNICAL ATTRIBUTES

#	GTIN	mm/inch	mm/inch	mm/inch	mm/inch	Max. tensile force kN	Max. tension force t/US t. sh.	kg/lb	Consists of	
K-2030-1+A	-242311	9 - 90 3/8 - 3 9/16	200 7 7/8	100 - 120 3 15/16 - 4 3/4	17 11/16	45	4.5 4.96	4,755 10.485	600-17, 20-1-T, 30-1-T, 614160, 1-V-100-S, 1-92-S, 1-93-S	✓

SERIES 20-ST+
SALES DISPLAY FOR 2-JAW UNIVERSAL PULLERS WITH QUICKLY ADJUSTABLE JAWS



The sales display for 2-jaw universal pullers is the ideal solution for the presentation and storage of various sizes of 2-jaw universal pullers. The 2-jaw universal pullers are used for removing bearings, gears, and discs in all common sizes.

BENEFITS

- The sales and workshop stand provides organized storage and presentation of the 2-jaw pullers.

TECHNICAL ATTRIBUTES

#	GTIN	mm/ inch	mm/ inch	mm/ inch	mm/ inch	mm/ inch	mm/ inch	Nm/ft lb	Max. tensile force kN	Max. tension force t/US t. sh.	kg/lb	Consists of	
20-ST+	-668944	630 24 13/16	250 9 13/16	330 12 1	0 - 250 0 - 9 13/16	210 8 1/4	100 - 340 3 15/16 - 13 3/8	300 221.28	85	8.5 9.37	2,2 4.851	20-STL, 20-1+, 20-10+, 20-2+, 20-20+, 20-3+	✓

SERIES 20+B
2-JAW UNIVERSAL PULLER WITH QUICKLY ADJUSTABLE JAWS AND HYDRAULIC SPINDLE



The 2-jaw universal puller with quickly adjustable jaws and hydraulic spindle is used for particularly safe and user-friendly extraction of extremely tight bearings, gears, and discs in all common sizes for craft, workshop, and industry. The hydraulic spindle achieves an average pulling force of a maximum of 12 t. This allows for the loosening of any component that sits on a shaft and is freely accessible from the outside. For extraction processes with a pulling force of up to 10 t and/or in confined spaces, the mechanical spindle can be used.

BENEFITS

- Simple manual release of the puller jaws via hand knob (Quick Adjust Technology)
- The hydraulic spindle guarantees easy and controlled removal of particularly stubborn parts with minimal effort.
- In limited spatial conditions that require direct access to the component, the mechanical spindle can be used.
- The mechanical spindle has a rotating spindle tip for secure placement on smooth surfaces and during centering.
- Application also for eccentric components through freely movable, sliding puller jaws on the crossbar.

TECHNICAL ATTRIBUTES

#	GTIN	mm/ inch	mm/inch	mm/inch	Nm/ft lb	Max. tensile force kN	Max. tension force t/US t. sh.	kg/lb	Included in the set	
20-2+B	-885792	11 - 160 7/16 - 6 5/16	150 5 7/8	100 - 220 3 15/16 - 8 11/16	15 11.06	100	10 11.02	4,665 10.286	K-20-1-2+B, K-20-15	✓
20-20+B	-885822	11 - 200 7/16 - 7 7/8	160 6 5/16	100 - 260 3 15/16 - 10 1/4	15 11.06	100	10 11.02	4,26 9.393	K-2030-20+S+B	✓
20-3+B	-885853	0 - 250 0 - 9 13/16	200 7 7/8	180 - 340 7 1/16 - 13 3/8	20 14.75	120	12 13.23	8,9 19.625	-	✓
20-30+B	-885907	0 - 350 0 - 13 3/4	200 7 7/8	180 - 440 7 1/16 - 17 5/16	20 14.75	120	12 13.23	9,625 21.223	-	✓

SERIES 30+B
3-JAW UNIVERSAL PULLER WITH QUICKLY ADJUSTABLE JAWS AND HYDRAULIC SPINDLE



The 3-jaw universal puller with quickly adjustable jaws and hydraulic spindle is used for particularly safe and user-friendly extraction of extremely tight components. The hydraulic spindle achieves an average pulling force of up to 15 t. For pulling operations with a pulling force of up to 10 t and/or in confined spaces, the mechanical spindle can be used.

BENEFITS

- Simple manual release of the jaws using hand knobs (Quick Adjust Technology)
- 3-jaw provides an even distribution of forces and enables greater pulling forces.
- Fat hydraulic spindle guarantees an easy and controlled removal of particularly stubborn parts with little effort.
- In limited space conditions that require direct access to the component, the mechanical spindle can be used.
- The mechanical spindle has a rotating spindle tip for secure placement on smooth surfaces and during centering.

TECHNICAL ATTRIBUTES

#	GTIN	mm/ inch	mm/inch	mm/inch	Nm/ft lb	Max. tensile force kN	Max. tension force t/US t. sh.	kg/lb	Included in the set	
30-2+B	-886294	0 - 160 0 - 6 5/16	150 5 7/8	100 - 220 3 15/16 - 8 11/16	15 11.06	100	10 11.02	5,345 11.786	-	✓
30-20+B	-886324	0 - 200 0 - 7 7/8	150 5 7/8	100 - 260 3 15/16 - 10 1/4	15 11.06	100	10 11.02	5,64 12.436	K-2030-20+S+B	✓
30-3+B	-886355	0 - 250 0 - 9 13/16	200 7 7/8	180 - 340 7 1/16 - 13 3/8	20 14.75	120	12 13.23	11,43 25.203	-	✓
30-30+B	-303067	0 - 375 0 - 14 3/4	200 7 7/8	180 - 440 7 1/16 - 17 5/16	45 33.19	150	15 16.53	19 41.895	-	✓

SERIES K-20-1-2+B
2-JAW UNIVERSAL PULLER SET WITH QUICK ADJUSTMENT, HYDRAULIC SPINDLE AND EXTENSIONS





The 14-piece universal puller set with quick adjustment, hydraulic spindle and extensions of the K-20-1-2+B series is used for 2-jaw pulling of normal and especially tight-fitting bearings, gears, disks, etc. in crafts, industry, and workshops. The series impresses with its versatile construction possibilities. The "6 in 1" kit allows the assembly of 6 different puller models by combining hydraulics, jaws, and extensions.

BENEFITS

- Depending on the existing extraction situation, it can be easily adjusted and configured for a variety of applications.
- Through the hooks for different spans, you are always flexible in use.
- Extensions enable the removal of deeply seated components.

TECHNICAL ATTRIBUTES

#	GTIN	mm/inch	mm/inch	mm/inch	Max. tensile force kN	Max. tension force t/US t. sh.	kg/lb	Consists of	
K-20-1-2+B	-935923	0 - 160 0 - 6 5/16	0 - 300 0 - 11 13/16	100 - 220 3 15/16 - 8 11/16	100	10 11.02	0,3 0.662	20-1+, 20-2+, 8-0-621, 600-17, 1-192-P, 2-302-P	✓

SERIES K-20-15
UNIVERSAL PULLER AND PULLING DEVICE SET





The 12-piece universal puller and pulling device set of series K-20-15 is used for hydraulic Pulling and Separation of ball bearings, roller bearings, inner rings, and other flush-seated parts in trade, industry, and workshop. The kit enables the assembly of 7 different Puller models by combining jaws and extensions. Together with the pulling devices of series 15 and the hydraulic spindle, this results in numerous combination options for optimal use in changing Pulling situations.

BENEFITS

- Application-oriented assembly for universal use
- By storing it in the box, the completeness of the set can be easily overviewed.
- Depending on the existing extraction situation, it can be easily adjusted and configured for a variety of applications.
- The hydraulic spindle enables gentle and safe extraction.
- The sharp edges of the series 15 enable a pulling action where other pulling methods are inapplicable.

TECHNICAL ATTRIBUTES

#	GTIN	mm/ inch	mm/inch	mm/inch	mm/inch	mm/inch	mm/inch	Max. tensile force kN	Max. tension force t/US t. sh.	kg/lb	Consists of	
K-20-15	-367311	9 - 160 3/8 - 6 5/16	0 - 312 0 - 12 5/16	100 - 220 3 15/16 - 8 11/16	68 - 244 2 11/16 - 9 5/8	260 10 1/4	22 - 115 7/8 - 4 1/2	100	10 11.02	21,61 47.650	600-17, 8-0-621, 15-2, 18-2, 20-1+, 20-2+, 1-192-P, 2-302-P	✓

SERIES 20+S
2-JAW UNIVERSAL PULLER WITH NARROW, QUICKLY ADJUSTABLE EXTRACTOR JAWS





The 2-jaw universal puller with narrow, quickly adjustable jaws is used for the safe and user-friendly removal of bearings, gears, and discs in all common sizes for craft, workshop, and industry. This allows for the loosening of any component seated on a shaft and freely accessible from the outside. The narrow jaws ensure that even tight and hard-to-reach gaps can be accessed.

BENEFITS

- Narrow jaws grip optimally in tight and hard-to-reach places.
- Simple manual release of the jaws with hand knob (Quick Adjust Technology)
- Application also for eccentric components through freely movable, sliding puller jaws on the crossbar.
- Hexagonal profile on the crossbar for secure counterholding
- Quick-adjustable jaws guarantee immediate adjustment to any spread between 4 mm – 350 mm

TECHNICAL ATTRIBUTES

#	GTIN	mm/ inch	mm/inch	mm/inch	SW mm/inch	Nm/ft lb	Max. tensile force kN	Max. tension force t/US t. sh.	kg/lb	Included in the set	
20-1+S	-756221	4 - 90 3/16 - 3 5/8	100 4	70 - 140 2 3/4 - 5 1/2	17 11/16	35 25.82	25	2.5 2.76	1,27 2.800	KS-2030-1-193xS, K-2030-1+A, KS-2030-1-193+S, 20-ST+S	✓
20-10+S	-756306	4 - 120 3/16 - 5	100 4	70 - 180 2 3/4 - 7 1/16	17 11/16	35 25.82	25	2.5 2.76	1,42 3.131	K-2030-10+S, 20-ST+S, 20+ST+S	✓
20-2+S	-756481	16 - 160 5/8 - 6	150 6	100 - 220 3 15/16 - 8 11/16	22 7/8	120 88.51	50	5 5.51	3,4 7.497	20-ST+S, 20+ST+S	✓
20-20+S	-756559	16 - 200 5/8 - 8	150 6	100 - 260 3 15/16 - 10 1/4	22 7/8	120 88.51	50	5 5.51	3,3 7.277	K-2030-20+S, K-2030-20+S+B, 20-ST+S	✓

PRODUKTDETAILS

#	GTIN	mm/ inch	mm/inch	mm/inch	mm/inch	Nm/ft lb	Max. tensile force kN	Max. tension force t/US t. sh.	kg/lb	Included in the set	
20-3+S	-756634	21 - 250 13/16 - 10	200 8	180 - 340 7 1/16 - 13 3/8	27 1 1/16	250 184.40	90	9 9.92	6,885 15.181	20-ST+S	✓
20-30+S	-756719	21 - 350 13/16 - 14	200 8	180 - 440 7 1/16 - 17 5/16	27 1 1/16	250 184.40	90	9 9.92	7,37 16.251	-	✓

SERIES 3-P
NARROW, QUICKLY ADJUSTABLE JAWS (PAIR)

The pair of two narrow, quickly adjustable pulling jaws is suitable for 2-jaw universal pullers. The narrow pulling jaws ensure that even tight and hard-to-reach spaces can be accessed.



BENEFITS

- With the free-moving, sliding puller jaws on the crossbar, eccentric components can also be removed.
- Thanks to the knurling, tool-free, quick loosening or moving of the jaws is made possible.

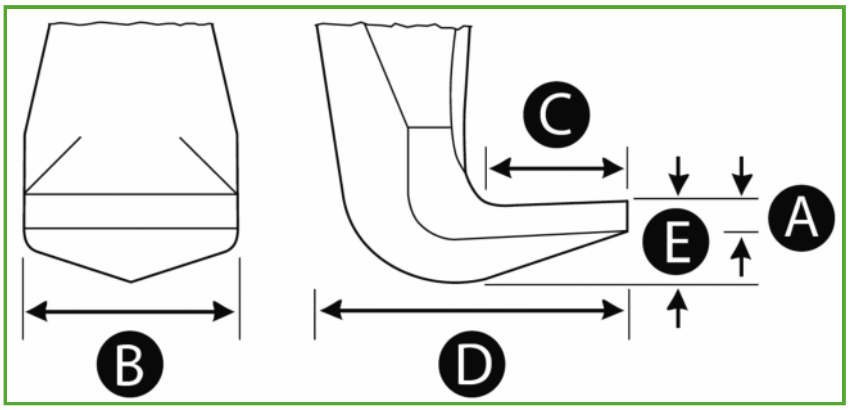

TECHNICAL ATTRIBUTES

#	GTIN	mm/inch	mm/inch	mm/ inch	mm/ inch	mm/ inch	mm/inch	mm/ inch	kg/lb	
1-93-P	-973352	100 4	127 5	3 1/8	14 9/16	30 1 3/16	7 1/4	3 1/8	0,53 1.169	✓
1-193-P	-324208	200 8	227 8 15/16	3 1/8	14 9/16	30 1 3/16	7 1/4	3 1/8	1,095 2.414	✓
1-253-P	-973710	250 10	277 10 7/8	3 1/8	14 9/16	30 1 3/16	7 1/4	3 1/8	1,34 2.955	✓
2-153-P	-973789	150 6	186 7 5/16	4 3/16	19 3/4	32 1 1/4	8 5/16	4 3/16	1,37 3.021	✓
2-303-P	-973857	300 12	336 13 1/4	4 3/16	19 3/4	32 1 1/4	8 5/16	4 3/16	2,58 5.689	✓
3-203-P	-973901	200 8	244 9 5/8	6,5 1/4	52 2 1/16	35 1 3/8	17 11/16	6,5 1/4	3,16 6.968	✓
3-303-P	-973970	300 12	340 13 3/8	6,5 1/4	52 2 1/16	35 1 3/8	17 11/16	6,5 1/4	4,265 9.404	✓

PRODUKTDETAILS

#	GTIN	mm/inch	mm/inch	mm/ inch	mm/ inch	mm/ inch	mm/inch	mm/ inch	kg/lb	
3-403-P	-974052	400 16	440 17 5/16	6,5 1/4	52 2 1/16	35 1 3/8	17 11/16	6,5 1/4	6,155 13.572	✓
3-503-P	-974175	500 20	540 21 1/4	6,5 1/4	52 2 1/16	35 1 3/8	17 11/16	6,5 1/4	6,51 14.355	✓

SERIES 30+S
3-JAW UNIVERSAL PULLER WITH NARROW, QUICKLY ADJUSTABLE JAWS





The 3-jaw universal puller with narrow, quick adjustment jaws is used for the safe and user-friendly pulling of bearings, gears and discs in all common sizes for trades, workshops and industry. This makes it possible to loosen any component that sits on a shaft and is freely accessible from the outside. The narrow jaws ensure that even tight and hard-to-access gaps can be reached. The 3-jaw design guarantees uniform load distribution and thus a particularly secure hold on the part to be pulled.

BENEFITS

- Narrow jaws grip optimally in tight and hard-to-reach places.
- 3-jaw ensures an even distribution of force and allows for greater pulling forces.
- Simple manual release of the jaws using hand knobs (Quick Adjust Technology)
- Application also for eccentric components through freely movable, sliding puller jaws on the crossbar.
- Hexagonal profile on the crossbar for secure counter-holding

TECHNICAL ATTRIBUTES

#	GTIN	mm/ inch	mm/inch	mm/inch	SW mm/inch	Nm/ft lb	Max. tensile force kN	Max. tension force t/US t. sh.	kg/lb	Included in the set	DEUTSCHES WERKZEUG FWI
30-1+S	-756894	8 - 90 5/16 - 3 5/8	100 4	70 - 140 2 3/4 - 5 1/2	17 11/16	40 29.50	30	3 3.31	1,46 3.219	KS-2030-1-193xS, K-2030-1+A, KS-2030-1-193+S	✓
30-10+S	-756979	8 - 130 5/16 - 5	100 4	70 - 180 2 3/4 - 7 1/16	17 11/16	40 29.50	30	3 3.31	1,54 3.396	K-2030-10+S	✓
30-2+S	-757051	16 - 160 5/8 - 6	150 6	100 - 220 3 15/16 - 8 11/16	22 7/8	120 88.51	50	5 5.51	3,785 8.346	-	✓
30-20+S	-757136	16 - 200 5/8 - 8	150 6	100 - 260 3 15/16 - 10 1/4	22 7/8	120 88.51	50	5 5.51	4,12 9.085	K-2030-20+S, K-2030-20+S+B	✓

PRODUKTDETAILS

#	GTIN	mm/ inch	mm/inch	mm/inch	mm/inch	Nm/ft lb	Max. tensile force kN	Max. tension force t/US t. sh.	kg/lb	Included in the set	
30-3+S	-757211	2 - 250 1/16 - 10	200 8	180 - 340 7 1/16 - 13 3/8	27 1 1/16	390 287.66	135	13.5 14.88	9,3 20.507	-	✓

SERIES 3-S
NARROW, QUICK ADJUSTMENT JAWS (SET)

The set of three narrow, quickly adjustable jaws is suitable for 3-jaw universal pullers. The narrow jaws ensure that even tight and hard-to-reach spaces can be accessed.



BENEFITS

- With the free-moving, sliding puller jaws on the crossbar, eccentric components can also be removed.
- Thanks to the knurling, a tool-free, quick release or movement of the trigger jaws is possible.

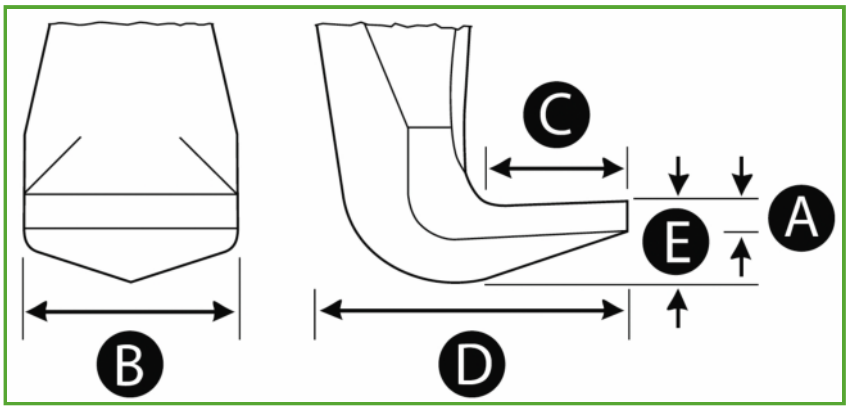

TECHNICAL ATTRIBUTES

#	GTIN	mm/inch	mm/inch	mm/inch	mm/inch	mm/inch	mm/inch	mm/inch	kg/lb	
1-93-S	-973758	100 4	127 5	3 1/8	14 9/16	30 1 3/16	7 1/4	3 1/8	0,85 1.874	✓
1-193-S	-973659	200 8	227 8 15/16	3 1/8	14 9/16	30 1 3/16	7 1/4	3 1/8	1,62 3.572	✓
1-253-S	-973734	250 10	277 10 7/8	3 1/8	14 9/16	30 1 3/16	7 1/4	3 1/8	2,18 4.807	✓
2-153-S	-973796	150 6	186 7 5/16	4 3/16	19 3/4	32 1 1/4	8 5/16	4 3/16	2,3 5.072	✓
2-303-S	-973871	300 12	336 13 1/4	4 3/16	19 3/4	32 1 1/4	8 5/16	4 3/16	3,745 8.258	✓
3-203-S	-973918	200 8	244 9 5/8	6,5 1/4	52 2 1/16	35 1 3/8	17 11/16	6,5 1/4	5,435 11.984	✓
3-303-S	-973994	300 12	340 13 3/8	6,5 1/4	52 2 1/16	35 1 3/8	17 11/16	6,5 1/4	4,265 9.404	✓

PRODUKTDETAILS

#	GTIN	mm/inch	mm/inch	mm/ inch	mm/ inch	mm/ inch	mm/inch	mm/ inch	kg/lb	
3-403-S	-974076	400 16	440 17 5/16	6,5 1/4	52 2 1/16	35 1 3/8	17 11/16	6,5 1/4	7,85 17.309	✓
3-503-S	-974199	500 20	540 21 1/4	6,5 1/4	52 2 1/16	35 1 3/8	17 11/16	6,5 1/4	1,35 2.977	✓

SERIES K-2030-10+S
2- AND 3-JAW UNIVERSAL PULLER SET WITH NARROW, QUICK-ADJUSTING JAWS





The 13-piece universal puller set with narrow, quick-adjustable jaws from series 2030 is used for 2-jaw and 3-jaw pulling of bearings, gears, discs, etc. in tight and hard-to-reach spaces in craftsmanship, industry, and workshops. The series 2030 impresses with its versatile combination options. The kit allows for the assembly of 8 different variants by combining the jaws and extensions.

BENEFITS

- Application-oriented assembly for universal use
- By storing it in the box, the completeness of the set can be easily overviewed.
- Depending on the existing extraction situation, it can be easily adjusted and configured for a variety of applications.
- Through 2-jaw or 3-jaw design, one is always flexible in use.
- Extensions allow the removal of deeply seated components.

TECHNICAL ATTRIBUTES

#	GTIN	mm/inch	mm/inch	mm/inch	mm/inch	Max. tensile force kN	Max. tension force t/US t. sh.	kg/lb	Consists of	
K-2030-10+S	-120060	0 - 130 0 - 5 1/8	350 13 3/4	70 - 180 2 3/4 - 7 1/16	17 11/16	30	3 3.31	8,5 18.743	20-10+S, 30-10-T, 614250, 1-193-S, 1-253-S	✓

SERIES K-2030-20+S
2- AND 3-JAW UNIVERSAL PULLER SET WITH TWO DIFFERENT JAW TYPES





The 15-piece universal puller set with two different types of puller jaws is used for universal applications in the 2-jaw and 3-jaw extraction of gearbox gears, bearings, sprockets, and synchronizers. This set includes the basic equipment of pullers needed for universal work.

BENEFITS

- Application-oriented assembly for universal use
- Depending on the existing extraction situation, it can be easily adjusted and configured for a variety of applications.
- Through 2-jaw or 3-jaw design, one is always flexible in use.

TECHNICAL ATTRIBUTES

#	GTIN	mm/inch	mm/inch	mm/inch	mm/inch	Max. tensile force kN	Max. tension force t/US t. sh.	kg/lb	Consists of	
K-2030-20+S	-058677	10 - 200 3/8 - 7 7/8	600 23 5/8	150 - 600 5 7/8 - 23 5/8	22 7/8	50	5 5.51	14,76 32.546	621220, 621355, 2-152-P, 2-153-P, 2-302-P, 2-V-150-P, 20-20-T, 30-20-T3, 30-20-T3, 600-17, 20-30-T	✓

SERIES K-2030-20+S+B
PULLERS AND SETS FOR EXTERNAL EXTRACTION





The 16-piece universal puller set with two different types of puller jaws and hydraulic spindle from series 2030 is used for universal applications in 2-jaw and 3-jaw pulling of gear wheels, bearings, sprockets, and synchronizers. This set includes the basic equipment of pullers.

BENEFITS

- Application-oriented assembly for universal use
- Depending on the existing extraction situation, it can be easily adjusted and configured for a variety of applications.
- Through 2-jaw or 3-jaw design, one is always flexible in use.
- Through the included extensions, the pullers can be combined for a reach of up to 300 mm.

TECHNICAL ATTRIBUTES

#	GTIN	mm/inch	mm/inch	mm/inch	Max. tensile force kN	Max. tension force t/US t. sh.	kg/lb	Consists of	
K-2030-20+S+B	-487422	10 - 200 3/8 - 7 7/8	600 23 5/8	150 - 600 5 7/8 - 23 5/8	100	10 11.02	14,22 31.355	621220, 621355, 2-152-P, 2-153-P, 2-302-P, 2-V-150-P, 8-0-621, 20-20-T, 30-20-T3, 600-17	✓

SERIES KS-2030-1-193+S
2- AND 3-JAW UNIVERSAL PULLER SET WITH NARROW PULLER JAWS





The 9-piece Universal Puller Set with narrow puller jaws from the series KS-2030-1-193+S is used for pulling bearings, gears, discs, etc. in tight and hard-to-reach spaces in crafts, industry, and workshops. The kit allows switching between 2-jaw and 3-jaw pullers and different jaws, resulting in 4 different variations.

BENEFITS

- Narrow puller jaws optimally grip in tight and hard-to-reach places.
- Simple manual release of jaws using hand knob (Quick Adjust Technology)
- Application also for eccentric components through freely movable, sliding puller jaws on the crossbar.

TECHNICAL ATTRIBUTES

#	GTIN	mm/ inch	mm/inch	mm/inch	SW mm/inch	Max. tensile force kN	Max. tension force t/US t. sh.	kg/lb	Consists of	
KS-2030-1-193+S	-967399	0 - 90 0 - 3 9/16	0 - 200 0 - 7 7/8	70 - 140 2 3/4 - 5 1/2	17 11/16	45	4.5 4.96	4,22 9.305	20-1+S, 1-193-S, 1-93-E, 30-1-T	✓

SERIES K-20-1+S-T
2-JAW UNIVERSAL PULLER SET WITH EXTENSIONS





During external extraction, the part to be removed, which is seated on a shaft and is accessible from the outside, is gripped from the outside with the jaws. By tightening the spindle, the component is secured. Subsequently, the hexagon on the spindle head is moved with an actuation tool until the component is released.

BENEFITS

- Application-oriented assembly for universal use
- The storage in the box allows for a good overview of the completeness of the set. The screw connection enables easy loosening and particularly tight fastening of the jaws with an allen key.
- Variable adjustment for any span between -

TECHNICAL ATTRIBUTES

#	GTIN	mm/inch	mm/inch	mm/inch	mm/inch	Max. tensile force kN	Max. tension force t/US t. sh.	kg/lb	Consists of	
K-20-1+S-T	-102608	0 - 90 0 - 3 9/16	0 - 200 0 - 7 7/8	70 - 140 2 3/4 - 5 1/2	17 11/16	45	4.5 4.96	2,64 5.821	20-1+S, 1-95-P, 1-V-100-P, 1-92-P	✓

SERIES 20-ST+S
DISPLAY FOR 2-JAW UNIVERSAL PULLERS WITH NARROW, QUICKLY ADJUSTABLE JAWS



The display for 2-jaw universal pullers is the ideal solution for the presentation and storage of various sizes of 2-jaw universal pullers. The 2-jaw universal pullers with narrow, quick-adjusting jaws are used for the safe and user-friendly removal of bearings, gears, and discs in all common sizes for crafts, workshops, and industry. This allows any component that is on a shaft and freely accessible from the outside to be loosened. The narrow jaws ensure that even tight and hard-to-reach spaces can be accessed.

BENEFITS

- The sales and workshop stand provides organized storage and presentation of the 2-jaw pullers.
- Narrow jaws grip optimally in tight and hard-to-reach spots.
- Simple manual release of the jaws via hand knob (Quick Adjust Technology)

TECHNICAL ATTRIBUTES

#	GTIN	mm/ inch	mm/ inch	mm/ inch	mm/ inch	mm/ inch	mm/ inch	Nm/ft lb	Max. tensile force kN	Max. tension force t/US t. sh.	kg/lb	Consists of	
20-ST+S	-998812	630 24 13/16	250 9 13/16	330 12 1	4 - 250 3/16 - 9 13/16	200 7 7/8	70 - 340 2 3/4 - 13 3/8	250 184.40	70	7 7.72	19,87 43.813	20-1+S, 20-10+S, 20-2+S, 20-20+S, 20-3+S, 20-STL	✓

SERIES 20+SP
2-JAW UNIVERSAL PULLER WITH NARROW, QUICKLY ADJUSTABLE JAWS IN SET





The 2-jaw universal puller with narrow, quick-adjustable jaws is used for the safe and user-friendly removal of bearings, gears, and discs in all common sizes. It can be used to loosen components that sit on shafts and are freely accessible from the outside.

BENEFITS

- Narrow jaws grip optimally in tight and hard-to-reach places.
- Simple manual adjustment of the jaws using hand knobs (Quick Adjust Technology)
- Application also for eccentric components through freely movable, sliding puller jaws on the crossbar.
- Hexagonal profile on the crossbar for secure counterholding
- Quick-adjustable jaws guarantee immediate adjustment to any spread between 16 mm – 350 mm

TECHNICAL ATTRIBUTES

#	GTIN	mm/ inch	mm/inch	mm/inch	SW mm/inch	Nm/ft lb	Max. tensile force kN	Max. tension force t/US t. sh.	kg/lb	Included in the set	DEUTSCHES WERKZEUG FWI
20-10+SP	-181061	16 - 120 5/8 - 4 3/4	350 13 3/4	70 - 180 2 3/4 - 7 1/16	17 11/16	35 25.82	25	2.5 2.76	3,875 8.544	K-2030-10+S	✓
20-20+SP	-181078	16 - 200 5/8 - 7 7/8	300 11 13/16	100 - 260 3 15/16 - 10 1/4	22 7/8	120 88.51	50	5 5.51	5,96 13.142	-	✓
20-30+SP	-181085	21 - 350 13/16 - 13 3/4	400 15 3/4	180 - 440 7 1/16 - 17 5/16	27 1 1/16	250 184.40	70	7 7.72	18,12 39.955	-	✓

SERIES 20+S-T
2-JAW UNIVERSAL PULLER WITH EXTREMELY NARROW, QUICKLY ADJUSTABLE JAWS





The 2-jaw universal puller with extremely narrow, quickly adjustable jaws and trapezoidal support surfaces on the claw is used for safely and user-friendly pulling of transmission gears, bearings, sprockets, synchronizer bodies, and similar components. This allows for the loosening of any component that sits on a shaft and is freely accessible from the outside. The trapezoidal support surfaces of the claw ensure that even very tight and hard-to-reach spaces are accessible.

BENEFITS

- The extremely slim design of the jaws optimally engages in extremely tight and hard-to-reach spots.
- Simple manual adjustment of the jaws using hand knobs (Quick Adjust Technology)
- Application also for eccentric components through freely movable, sliding puller jaws on the crossbar.
- Hexagonal profile on the crossbar for secure counterholding
- Quick-adjustable jaws guarantee immediate adjustment to any spread between 16 mm – 120 mm

TECHNICAL ATTRIBUTES

#	GTIN	mm/ inch	mm/inch	mm/inch	mm/inch	Nm/ft lb	Max. tensile force kN	Max. tension force t/US t. sh.	kg/lb	Included in the set	DEUTSCHES WERKZEUG FWI
20-1+S-T	-321344	16 - 90 5/8 - 3 9/16	100 3 15/16	70 - 140 2 3/4 - 5 1/2	17 11/16	35 25.82	25	2.5 2.76	1,215 2.679	K-20-1+S-T	✓
20-10+S-T	-321368	16 - 120 5/8 - 4 3/4	100 3 15/16	70 - 180 2 3/4 - 7 1/16	17 11/16	35 25.82	25	2.5 2.76	1,35 2.977	K-2030-10+S-T	✓

SERIES 5-P
EXTREMELY NARROW, QUICK-ADJUSTABLE JAWS (PAIR)



The pair of two extremely narrow, quickly adjustable extractor jaws is suitable for 2-jaw universal pullers. The trapezoidal support surfaces of the claw ensure that even very tight and hard-to-reach gaps are accessible.

BENEFITS

- With the free-moving, sliding puller jaws on the crossbar, eccentric components can also be removed.
- Thanks to the knurl, a tool-free, quick release or movement of the trigger hooks is made possible.

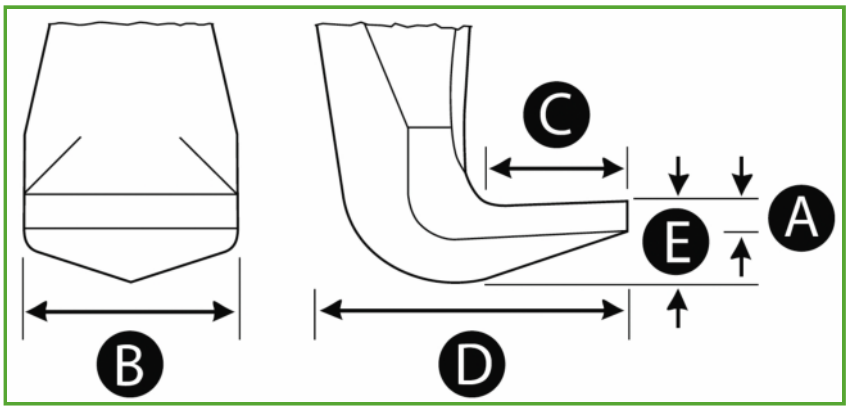

TECHNICAL ATTRIBUTES

#	GTIN	mm/inch	mm/inch	mm/ inch	mm/ inch	mm/inch	mm/ inch	mm/ inch	kg/lb	
1-95-P	-321610	100 3 15/16	127 5	3 1/8	12 1/2	24 15/16	7 1/4	3 1/8	0,505 1.114	✓
1-195-P	-321443	200 7 7/8	227 8 15/16	3 1/8	12 1/2	24 15/16	7 1/4	3 1/8	1,08 2.381	✓
1-255-P	-321542	250 9 13/16	277 10 7/8	3 1/8	12 1/2	24 15/16	7 1/4	3 1/8	1,32 2.911	✓

SERIES 30+S-T
3-JAW UNIVERSAL PULLER WITH EXTREMELY NARROW, QUICK-ADJUSTABLE JAWS





The 3-jaw universal puller with extremely narrow, quick-adjustable jaws and trapezoidal support surface on the claw is used for the safe and user-friendly removal of gear wheels, bearings, sprockets, synchronizers, and similar components.

BENEFITS

- The extremely slim design of the jaws optimally engages in extremely tight and hard-to-reach spots
- 3-jaw provides an even distribution of forces and enables greater pulling forces.
- Simple manual release of the jaws using hand knobs (Quick Adjust Technology)
- Application also for eccentric components through freely movable, sliding jaws on the crossbar.
- Hexagonal profile on the crossbar for secure counterholding

TECHNICAL ATTRIBUTES

#	GTIN	mm/ inch	mm/inch	mm/inch	mm/inch	Nm/ft lb	Max. tensile force kN	Max. tension force t/US t. sh.	kg/lb	Included in the set	
30-1+S-T	-321320	13 - 90 1/2 - 3 9/16	100 3 15/16	70 - 140 2 3/4 - 5 1/2	17 11/16	40 29.50	30	3 3.31	1,345 2.966	-	✓
30-10+S-T	-321337	13 - 130 1/2 - 5 1/8	100 3 15/16	70 - 180 2 3/4 - 7 1/16	17 11/16	40 29.50	30	3 3.31	1,535 3.385	K-2030-10+S-T	✓

SERIES 5-S
EXTREMELY NARROW, QUICK ADJUSTMENT JAWS (SET)



The set of three extremely narrow, quick-adjustable jaws is suitable for 3-jaw universal pullers. The trapezoidal contact surface of the claw ensures that even very tight and poorly accessible gaps can be reached.

BENEFITS

- With the free-moving, sliding puller jaws on the crossbar, eccentric components can also be removed.
- Thanks to the knurl, a tool-free, quick release or movement of the jaws is made possible.

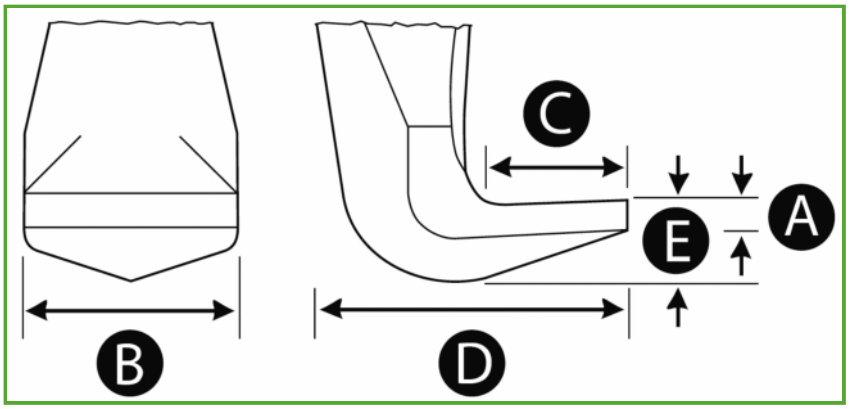

TECHNICAL ATTRIBUTES

#	GTIN	mm/inch	mm/inch	mm/ inch	mm/ inch	mm/inch	mm/ inch	mm/ inch	kg/lb	
1-95-S	-321634	100 3 15/16	127 5	3 1/8	12 1/2	24 15/16	7 1/4	3 1/8	0,81 1.786	✓
1-195-S	-321467	200 7 7/8	227 8 15/16	3 1/8	12 1/2	24 15/16	7 1/4	3 1/8	1,95 4.300	✓
1-255-S	-321566	250 9 13/16	277 10 7/8	3 1/8	12 1/2	24 15/16	7 1/4	3 1/8	2,095 4.619	✓

SERIES K-2030-10+S-T
2- AND 3-JAW UNIVERSAL PULLER SET WITH EXTREMELY NARROW, QUICK-ADJUSTABLE JAWS





The 13-piece universal puller set with extremely narrow, quickly adjustable jaws of series 2030 is used for the 2-jaw and 3-jaw pulling of gear wheels, bearings, sprockets, synchronizers, etc. for extremely tight and hard-to-reach spaces in craft, industry, and workshop. The series 2030 impresses with its diverse combination possibilities. The kit enables the assembly of 8 different variants by combining jaws and extensions.

BENEFITS

- Application-oriented assembly for universal use
- By storing it in the box, the completeness of the set can be easily overviewed.
- Depending on the existing extraction situation, it can be easily adjusted and configured for a variety of applications.
- Through two- or three-jaw design, you are always flexible in use.
- Extensions allow the removal of deeply seated components.

TECHNICAL ATTRIBUTES

#	GTIN	mm/ inch	mm/inch	mm/inch	mm/inch	Max. tensile force kN	Max. tension force t/US t. sh.	kg/lb	Consists of	
K-2030-10+S-T	-001710	0 - 130 0 - 5 1/8	350 13 3/4	70 - 180 2 3/4 - 7 1/16	17 11/16	30	3 3.31	8,91 19.647	20-10+S-T, 30-10-T, 614250, 1-195-S, 1-255-S	✓

SERIES 20+ST+S
SALES DISPLAY FOR 2-JAW UNIVERSAL PULLERS WITH NARROW, QUICKLY ADJUSTABLE JAWS



The display for 2-jaw universal pullers is the ideal solution for the presentation and storage of various sizes of 2-jaw universal pullers. The 2-jaw universal pullers with narrow, quick-adjusting jaws are used for the safe and user-friendly removal of bearings, gears, and discs in all common sizes for crafts, workshops, and industry. This allows any component that is on a shaft and freely accessible from the outside to be loosened. The narrow jaws ensure that even tight and hard-to-reach spaces can be accessed.

BENEFITS

- The sales and workshop stand provides organized storage and presentation of the 2-jaw pullers.
- Narrow puller jaws grip optimally in tight and inaccessible places.
- Simple manual release of the jaws via hand knob (Quick Adjust Technology)
- Application also for eccentric components through freely movable, sliding puller jaws on the crossbar.
- Hexagonal profile on the crossbar for secure counter-holding

TECHNICAL ATTRIBUTES

#	GTIN	mm/ inch	mm/ inch	mm/ inch	mm/ inch	mm/ inch	mm/ inch	Nm/ft lb	Max. tensile force kN	Max. tension force t/US t. sh.	kg/lb	Consists of	
20+ST+S	-773303	630 24 13/16	250 9 13/16	216 8 1/2	9 - 160 3/8 - 6 5/16	300 11 13/16	100 - 220 3 15/16 - 8 11/16	150 110.64	60	6 6.61	16,27 35.875	20-1+, 20-10+S, 20-2+S, 20-10+2, 20-2+3, 20-STL	✓

SERIES 20X
2-JAW UNIVERSAL PULLER WITH QUICK ADJUSTMENT JAWS AND SOFT-TOUCH KNURLED SURFACE

The 2-jaw universal pullers with quick adjustment and robust standard jaws are used for particularly safe pulling of bearings, gears, and discs in all common sizes for crafts, workshops, and industry. This allows any component sitting on a shaft and accessible from the outside to be removed. The soft-touch knurls guarantee maximum operating comfort even with wet or oily hands. By simply reversing the jaws, the pullers can also be used as internal extractors.



BENEFITS

- Simple, manual solution of the Jaw clamps using hand knobs (Quick Adjust Technology)
- Optimized quick adjustment form guarantees an exceptionally good haptics (even with wet or oily hands)
- Application also for eccentric components through freely movable, sliding puller jaws on the crossbar.
- Hexagonal profile on the crossbar for secure counterholding
- Quick-adjustable jaws guarantee immediate adjustment to any spread between 0 mm – 350 mm





TECHNICAL ATTRIBUTES

#	GTIN	mm/ inch	mm/inch	mm/inch	SW mm/inch	Nm/ft lb	Max. tensile force kN	Max. tension force t/US t. sh.	kg/lb	Included in the set	
20-0x New	-488085	0 - 70 0 - 2 3/4	75 2 15/16	70 - 105 2 3/4 - 4 1/8	13 1/2	40 29.50	25	2.5 2.76	1 2.205	20x-TK-13	✓
20-00x New	-104282	0 - 95 0 - 3 3/4	75 2 15/16	70 - 130 2 3/4 - 5 1/8	13 1/2	40 29.50	25	2.5 2.76	0,3 0.662	20x-TK-13	✓
20-1x New	-041471	9 - 90 3/8 - 3 9/16	100 3 15/16	100 - 120 3 15/16 - 4 3/4	17 11/16	80 59.01	65	6.5 7.17	1,315 2.900	20-STx, 20x-TK-13	✓
20-10x New	-041464	10 - 130 3/8 - 5 1/8	100 3 15/16	95 - 160 3 3/4 - 6 5/16	17 11/16	80 59.01	65	6.5 7.17	1,46 3.219	20-STx, 20x-TK-13	✓
20-2x New	-041495	10 - 160 3/8 - 6 5/16	162 6 3/8	100 - 220 3 15/16 - 8 11/16	22 7/8	150 110.64	80	8 8.82	3,65 8.048	20-STx, 20x-TK-13	✓
20-20x New	-041488	10 - 200 3/8 - 7 7/8	162 6 3/8	100 - 260 3 15/16 - 10 1/4	22 7/8	150 110.64	80	8 8.82	3,395 7.486	20-STx, K-2030-20xS	✓

#	GTIN	mm/ inch	mm/inch	mm/inch	mm/inch	Nm/ft lb	Max. tensile force kN	Max. tension force t/US t. sh.	kg/lb	Included in the set	
20-3x New	-041525	0 - 250 0 - 9 13/16	210 8 1/4	180 - 340 7 1/16 - 13 3/8	27 1 1/16	300 221.28	105	10.5 11.57	1,325 2.922	20-STx	✓
20-30x New	-041518	0 - 350 0 - 13 3/4	200 7 7/8	180 - 440 7 1/16 - 17 5/16	27 1 1/16	300 221.28	105	10.5 11.57	1,325 2.922	-	✓

SERIES 2-PX
QUICK-ADJUSTABLE STANDARD JAWS (PAIR)

The pair of two quickly adjustable standard puller jaws is suitable for 2-jaw universal pullers. The robust jaws guarantee particularly safe removal of bearings, gears, and discs. The green hand knobs ensure maximum user comfort and allow for quick, tool-free loosening or fastening of the jaws, even with wet or oily hands.



BENEFITS

- With the free-moving, sliding puller jaws on the crossbar, eccentric components can also be removed.
- Through the knurl, a tool-free, quick release or movement of the jaws is made possible.

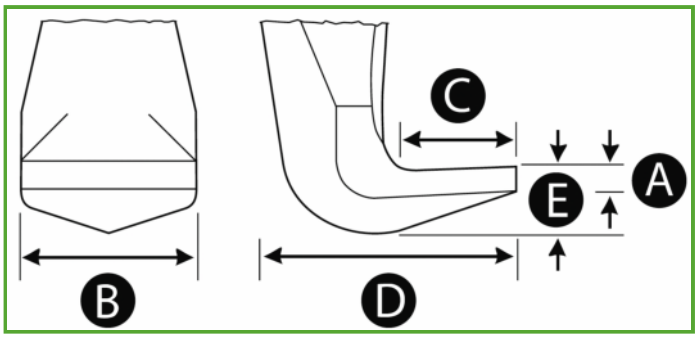



TECHNICAL ATTRIBUTES

#	GTIN	mm/inch	mm/inch	mm/ inch	mm/ inch	mm/ inch	mm/ inch	mm/ inch	kg/lb	
1-92-Px	-061257	100 4	132 5 3/16	10 3/8	31 1 1/4	20 13/16	15 9/16	3 1/8	0,58 1.279	✓
1-192-Px	-061172	200 8	232 9 1/8	10 3/8	31 1 1/4	20 13/16	15 9/16	3 1/8	1,17 2.580	✓
1-252-Px	-061219	250 10	282 11 1/8	10 3/8	31 1 1/4	20 13/16	15 9/16	3 1/8	1,41 3.109	✓
2-152-Px	-061288	150 6	193 7 5/8	9 3/8	40 1 9/16	24 15/16	18 11/16	4 3/16	1,26 2.778	✓
2-302-Px	-061318	300 12	343 13 1/2	9 3/8	40 1 9/16	24 15/16	18 11/16	4 3/16	2,59 5.711	✓
3-202-Px	-426100	200 8	255 10 1/32	20 13/16	67 2 5/8	35 1 3/8	37 1 7/16	4 3/16	3,33 7.343	✓
3-302-Px	-061332	300 12	350 13 3/4	20 13/16	67 2 5/8	35 1 3/8	37 1 7/16	4 3/16	4,55 10.033	✓
3-402-Px	-061349	400 16	450 17 11/16	20 13/16	67 2 5/8	35 1 3/8	37 1 7/16	4 3/16	5,55 12.238	✓

PRODUKTDETAILS

#	GTIN	mm/inch	mm/inch	mm/ inch	mm/ inch	mm/ inch	mm/ inch	mm/ inch	kg/lb	
3-502-Px	-061356	500 20	550 21 5/8	20 13/16	67 2 5/8	35 1 3/8	37 1 7/16	4 3/16	6,35 14.002	✓

SERIES 20-STX SALES DISPLAYS



The display stand for 2-jaw universal pullers is the ideal solution for the presentation and storage of various sizes of 2-jaw universal pullers. The 2-jaw universal pullers with quick-adjust jaws are used for pulling bearings, gears, and discs in all common sizes.

BENEFITS

- The sales and workshop stand provides organized storage and presentation of the 2-jaw pullers.
- Simple manual adjustment of the jaws using hand knobs (Quick Adjust Technology)
- Optimized quick adjustment guarantees a particularly good haptics (even with wet or oily hands)
- Application also for eccentric components through freely movable, sliding puller jaws on the crossbar.
- Hexagonal profile on the crossbar for secure counter-holding

TECHNICAL ATTRIBUTES

#	GTIN	mm/ inch	mm/ inch	mm/ inch	mm/ inch	mm/ inch	mm/ inch	Nm/ft lb	Max. tensile force kN	Max. tension force t/US t. sh.	kg/lb	Consists of	
20-STx	-854729	630 24 13/16	250 9 13/16	330 12 1	0 - 250 0 - 9 13/16	200 7 7/8	95 - 340 3 3/4 - 13 3/8	300 221.28	105	10.5 11.57	22,2 48.951	20-1x, 20-10x, 20-2x, 20-20x, 20-3x	✓

SERIES 20-TKX
SALES DISPLAYS



The Plexiglas sales display of the 20-TKx series is equipped with a total of five 2-jaw universal pullers. The Plexiglas stand impresses with its high transparency, ensuring that the products on display are optimally visible from all angles. The following pullers are located on the Plexiglas stand: 20-0x, 20-00x, 20-1x, 20-10x and 20-2x.

BENEFITS

- The sales and workshop stand provides organized storage and presentation of the 2-jaw pullers.
- Simple manual adjustment of the jaws using hand knobs (Quick Adjust Technology)
- Optimized quick adjustment guarantees a particularly good haptics (even with wet or oily hands)
- Application also for eccentric components through freely movable, sliding puller jaws on the crossbar.
- Hexagonal profile on the crossbar for secure counter-holding

TECHNICAL ATTRIBUTES

#	GTIN	mm/ inch	mm/ inch	mm/ inch	mm/ inch	mm/ inch	mm/ inch	Nm/ft lb	Max. tensile force kN	Max. tension force t/US t. sh.	kg/lb	Consists of	
20x-TK-13 New	-854729	450 17 11/16	230 9 1/16	215 8 7/16	0 - 160 0 - 6 5/16	162 6 3/8	95 - 220 3 3/4 - 8 11/16	150 110.64	80	8 8.82	7,52 16.582	20-0x, 20-00x, 20-1x, 20-10x, 20-2x	✓

SERIES 30X
3-JAW UNIVERSAL PULLER WITH QUICK ADJUSTMENT AND SOFT-TOUCH KNURLED SURFACES



The 3-jaw universal puller with quick adjustment jaws is used for pulling ball bearings, gears and discs in all common sizes. It allows any component that is seated on a shaft and is freely accessible from the outside to be removed. Equipped with robust standard jaws and soft-touch knurled nuts for maximum operating comfort, this all-round puller ensures particularly safe, very user-friendly, non-destructive Removing for both external extraction and internal extraction.

BENEFITS

- Simple, manual solution of the Jaw clamps using hand knobs (Quick Adjust Technology)
- 3-jaw ensures an even distribution of force and allows for greater pulling forces.
- Optimized quick adjustment guarantees a particularly good haptics (even with wet or oily hands)
- Application also with eccentric components through freely movable puller hooks sliding on the crossbar.
- Hexagonal profile on the crossbar for secure counter-holding



TECHNICAL ATTRIBUTES

#	GTIN	mm/ inch	mm/inch	mm/inch	mm/inch	Nm/ft lb	Max. tensile force kN	Max. tension force t/US t. sh.	kg/lb	Included in the set	
30-0x	-104268	0 - 70 0 - 2 3/4	75 2 15/16	70 2 3/4	13 1/2	40 29.50	25	2.5 2.76	0,68 1.499	-	✓
30-00x	-104251	0 - 95 0 - 3 3/4	75 2 15/16	70 2 3/4	13 1/2	40 29.50	25	2.5 2.76	0,74 1.632	-	✓
30-1x	-041549	0 - 90 0 - 3 9/16	100 3 15/16	70 - 140 2 3/4 - 5 1/2	17 11/16	80 59.01	80	8 8.82	1,56 3.440	-	✓
30-10x	-041532	0 - 130 0 - 5 1/8	100 3 15/16	70 - 180 2 3/4 - 7 1/16	17 11/16	80 59.01	80	8 8.82	1,715 3.782	-	✓
30-2x	-041563	0 - 160 0 - 6 5/16	150 5 7/8	100 - 220 3 15/16 - 8 11/16	22 7/8	150 110.64	90	9 9.92	4,1 9.041	-	✓

PRODUKTDETAILS

#	GTIN	mm/ inch	mm/inch	mm/inch	mm/inch	Nm/ft lb	Max. tensile force kN	Max. tension force t/US t. sh.	kg/lb	Included in the set	
30-20x	-041556	0 - 200 0 - 7 7/8	150 5 7/8	100 - 260 3 15/16 - 10 1/4	22 7/8	150 110.64	90	9 9.92	4,42 9.746	K-2030-20xS	✓
30-3x	-041587	0 - 250 0 - 9 13/16	200 7 7/8	180 - 340 7 1/16 - 13 3/8	27 1 1/16	250 184.40	120	12 13.23	9,73 21.455	-	✓
30-30x	-041570	105 - 375 4 1/8 - 14 3/4	200 7 7/8	180 - 440 7 1/16 - 17 5/16	36 1 7/16	250 184.40	170	17 18.74	5 11.025	-	✓

SERIES 2-SX
QUICK ADJUSTMENT STANDARD JAWS (SET)

The set of three quickly adjustable standard jaws is suitable for 3-jaw universal pullers. The robust jaws guarantee particularly secure removal of bearings, gears, and disks. The green hand knobs provide maximum operating comfort and enable - even with wet or oily hands - a quick, tool-free loosening or fastening of the jaws.



BENEFITS

- With the free-moving, sliding puller jaws on the crossbar, eccentric components can also be removed.
- Thanks to the knurled surfaces, tool-free, quick release or repositioning of the jaws is enabled.

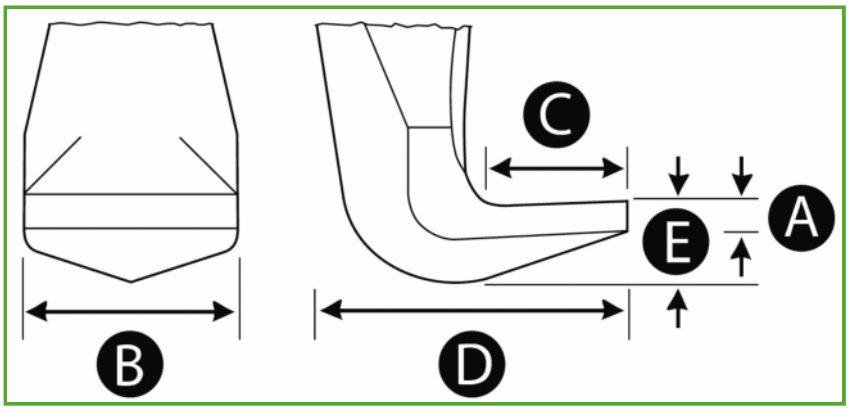

TECHNICAL ATTRIBUTES

#	GTIN	mm/inch	mm/inch	mm/ inch	mm/ inch	mm/ inch	mm/ inch	mm/ inch	kg/lb	
1-92-Sx	-061264	100 4	132 5 3/16	10 3/8	31 1 1/4	20 13/16	15 9/16	3 1/8	0,92 2.029	✓
1-192-Sx	-061196	200 8	232 9 1/8	10 3/8	31 1 1/4	20 13/16	15 9/16	3 1/8	1,86 4.101	✓
1-252-Sx	-061233	250 10	282 11 1/8	10 3/8	31 1 1/4	20 13/16	15 9/16	3 1/8	2,305 5.083	✓
2-152-Sx	-061363	150 6	193 7 5/8	9 3/8	40 1 9/16	24 15/16	18 11/16	4 3/16	2,75 6.064	✓
2-302-Sx	-061370	300 12	343 13 1/2	9 3/8	40 1 9/16	24 15/16	18 11/16	4 3/16	3,775 8.324	✓
3-202-Sx	-061387	200 8	255 10 1/32	20 13/16	67 2 5/8	35 1 3/8	37 1 7/16	4 3/16	4,94 10.893	✓
3-302-Sx	-061394	300 12	350 13 3/4	20 13/16	67 2 5/8	35 1 3/8	37 1 7/16	4 3/16	6,64 14.641	✓
3-402-Sx	-061400	400 16	450 17 11/16	20 13/16	67 2 5/8	35 1 3/8	37 1 7/16	4 3/16	8,14 17.949	✓

PRODUKTDETAILS

#	GTIN	mm/inch	mm/inch	mm/ inch	mm/ inch	mm/ inch	mm/ inch	mm/ inch	kg/lb	
3-502-Sx	-061417	500 20	550 21 5/8	20 13/16	67 2 5/8	35 1 3/8	37 1 7/16	4 3/16	9,89 21.807	✓

SERIES 20XS
2-JAW UNIVERSAL PULLER WITH NARROW, QUICK ADJUSTMENT JAWS SOFT-TOUCH KNURLS







The 2-jaw universal pullers of series 20xS with narrow, quick adjustment jaws are used for the safe and user-friendly pulling of bearings, gears, and disks in all common sizes for crafts, workshops, and industry. This allows any component seated on a shaft and freely accessible from the outside to be removed. The narrow jaws ensure that even tight and hard-to-reach spaces can be accessed. The soft-touch knobs guarantee the highest operating comfort, even with wet or oily hands.

BENEFITS

- Narrow jaws grip optimally in tight and hard-to-reach places.
- Simple manual release of the jaws with hand knob (Quick Adjust Technology)
- Application also for eccentric components through freely movable, sliding puller jaws on the crossbar.
- Hexagonal profile on the crossbar for secure counterholding
- Quick-adjustable jaws guarantee immediate adjustment to any spread between 4 mm – 350 mm

TECHNICAL ATTRIBUTES

#	GTIN	mm/ inch	mm/inch	mm/inch	SW mm/inch	Nm/ft lb	Max. tensile force kN	Max. tension force t/US t. sh.	kg/lb	Included in the set	
20-1xS	-011351	4 - 90 3/16 - 3 9/16	100 3 15/16	70 - 140 2 3/4 - 5 1/2	17 11/16	35 25.82	25	2.5 2.76	1,315 2.900	20-STxS, KS-2030-1-193xS	✓
20-10xS	-011344	4 - 120 3/16 - 4 3/4	100 3 15/16	70 - 180 2 3/4 - 7 1/16	17 11/16	35 25.82	25	2.5 2.76	1,42 3.131	20-STxS	✓
20-2xS	-011375	16 - 160 5/8 - 6 5/16	150 5 7/8	100 - 220 3 15/16 - 8 11/16	22 7/8	120 88.51	50	5 5.51	3,4 7.497	20-STxS	✓
20-20xS	-011368	16 - 200 5/8 - 7 7/8	150 5 7/8	100 - 260 3 15/16 - 10 1/4	22 7/8	120 88.51	50	5 5.51	3,3 7.277	20-STxS, K-2030-20xS	✓

PRODUKTDETAILS

#	GTIN	mm/ inch	mm/inch	mm/inch	mm/inch	Nm/ft lb	Max. tensile force kN	Max. tension force t/US t. sh.	kg/lb	Included in the set	
20-3xS	-011450	21 - 250 13/16 - 9 13/16	200 7 7/8	180 - 340 7 1/16 - 13 3/8	27 1 1/16	250 184.40	90	9 9.92	6,885 15.181	20-STxS	✓
20-30xS	-011429	21 - 350 13/16 - 13 3/4	200 7 7/8	180 - 440 7 1/16 - 17 5/16	27 1 1/16	250 184.40	90	9 9.92	7,37 16.251	20-STxS	✓

SERIES 3-PX
NARROW, QUICK ADJUSTMENT STANDARD JAWS (PAIR)

The pair of two narrow, quickly adjustable puller jaws is suitable for 2-jaw universal pullers. The narrow puller jaws ensure that even tight and hard-to-reach areas are accessible. The green hand knobs provide maximum ease of use and enable quick, tool-free release or attachment of the puller jaws, even with wet or oily hands.



BENEFITS

- With the free-moving, sliding puller jaws on the crossbar, eccentric components can also be removed.
- Thanks to the knurling, it is possible to quickly release or move the trigger jaws without tools.

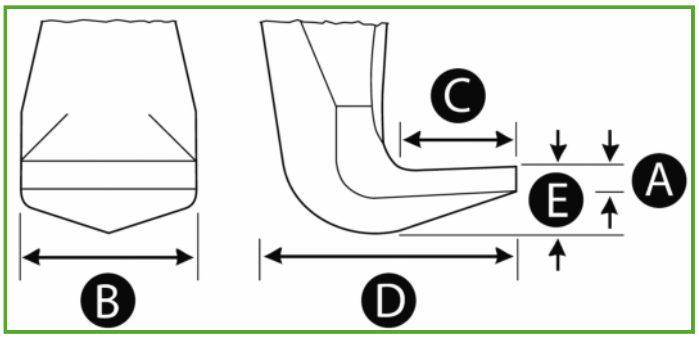



TECHNICAL ATTRIBUTES

#	GTIN	mm/inch	mm/inch	mm/ inch	mm/ inch	mm/ inch	mm/inch	mm/ inch	kg/lb	
1-93-Px	-011115	100 4	127 5	3 1/8	14 9/16	30 1 3/16	7 1/4	3 1/8	0,53 1.169	✓
1-193-Px	-011061	200 8	227 8 15/16	3 1/8	14 9/16	30 1 3/16	7 1/4	3 1/8	1,095 2.414	✓
1-253-Px	-011085	250 10	277 10 7/8	3 1/8	14 9/16	30 1 3/16	7 1/4	3 1/8	1,34 2.955	✓
2-153-Px	-013256	150 6	186 7 5/16	4 3/16	19 3/4	32 1 1/4	8 5/16	4 3/16	2,75 6.064	✓
2-303-Px	-013195	300 12	336 13 1/4	4 3/16	19 3/4	32 1 1/4	8 5/16	4 3/16	2,59 5.711	✓
3-203-Px	-080364	200 8	244 9 5/8	6,5 1/4	52 2 1/16	35 1 3/8	17 11/16	6,5 1/4	3,33 7.343	✓
3-303-Px	-080395	300 12	340 13 3/8	6,5 1/4	52 2 1/16	35 1 3/8	17 11/16	6,5 1/4	1,515 3.341	✓

PRODUKTDETAILS

#	GTIN	mm/inch	mm/inch	mm/ inch	mm/ inch	mm/ inch	mm/inch	mm/ inch	kg/lb	
3-403-Px	-013225	400 16	440 17 5/16	6,5 1/4	52 2 1/16	35 1 3/8	17 11/16	6,5 1/4	6,155 13.572	✓
3-503-Px	-013249	500 20	540 21 1/4	6,5 1/4	52 2 1/16	35 1 3/8	17 11/16	6,5 1/4	6,35 14.002	✓

SERIES 30XS
3-JAW UNIVERSAL PULLER WITH NARROW, QUICK ADJUSTMENT JAWS AND SOFT-TOUCH KNURLS



The 3-jaw universal pullers of the series 30xS with narrow, quick adjustment jaws are used for the safe and user-friendly pulling of bearings, gears, and discs. The narrow jaws ensure that even tight and hard-to-reach interspaces are accessed. The soft-touch knurls guarantee the highest operating comfort even with wet or oily hands.

BENEFITS

- Narrow jaws grip optimally in tight and hard-to-reach places.
- 3-jaw ensures an even distribution of force and allows for greater pulling forces.
- Simple manual release of the jaws using hand knobs (Quick Adjust Technology)
- Application also for eccentric components through freely movable, sliding puller jaws on the crossbar.
- Hexagonal profile on the crossbar for secure counter-holding

TECHNICAL ATTRIBUTES

#	GTIN	mm/inch	mm/inch	mm/inch	mm/inch	Nm/ft lb	Max. tensile force kN	Max. tension force t/US t. sh.	kg/lb	
30-1xS	-023743	8 - 90 5/16 - 3 9/16	100 3 15/16	70 - 140 2 3/4 - 5 1/2	17 11/16	40 29.50	30	3 3.31	1,56 3.440	✓
30-10xS	-011535	8 - 130 5/16 - 5 1/8	100 3 15/16	70 - 180 2 3/4 - 7 1/16	17 11/16	40 29.50	30	3 3.31	1,54 3.396	✓
30-2xS	-080432	16 - 160 5/8 - 6 5/16	150 5 7/8	100 - 220 3 15/16 - 8 11/16	22 7/8	120 88.51	50	5 5.51	4,1 9.041	✓
30-20xS	-080425	16 - 200 5/8 - 7 7/8	150 5 7/8	100 - 260 3 15/16 - 10 1/4	22 7/8	120 88.51	50	5 5.51	4,42 9.746	✓
30-3xS	-080463	2 - 250 1/16 - 9 13/16	200 7 7/8	180 - 340 7 1/16 - 13 3/8	27 1 1/16	390 287.66	135	13.5 14.88	9,73 21.455	✓
30-30xS	-080449	105 - 375 4 1/8 - 14 3/4	200 7 7/8	180 - 440 7 1/16 - 17 5/16	36 1 7/16	390 287.66	135	13.5 14.88	17,3 38.147	✓

SERIES 3-SX
SLIM, QUICK ADJUSTMENT STANDARD JAWS (SET)

The set of three narrow, quickly adjustable jaws is suitable for 3-jaw universal pullers. The narrow jaws ensure that even tight and hard-to-reach gaps can be accessed. The green hand knobs provide maximum operating comfort and allow for quick, tool-free loosening and fastening of the jaws, even with wet or oily hands.



BENEFITS

- With the free-moving, sliding puller jaws on the crossbar, eccentric components can also be removed.
- Thanks to the knurling, tool-free, quick loosening or moving of the jaws is made possible.

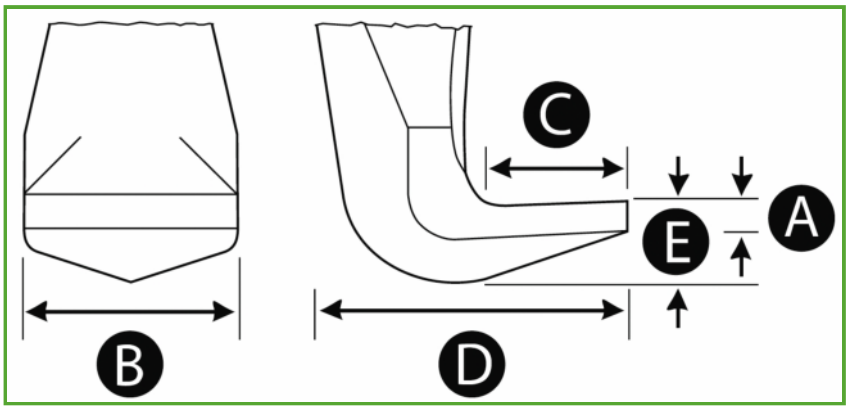

TECHNICAL ATTRIBUTES

#	GTIN	mm/inch	mm/inch	mm/ inch	mm/ inch	mm/ inch	mm/inch	mm/ inch	kg/lb	
1-93-Sx	-011122	100 4	127 5	3 1/8	14 9/16	30 1 3/16	7 1/4	3 1/8	0,85 1.874	✓
1-193-Sx	-011078	200 8	227 8 15/16	3 1/8	14 9/16	30 1 3/16	7 1/4	3 1/8	1,62 3.572	✓
1-253-Sx	-011092	250 10	277 10 7/8	3 1/8	14 9/16	30 1 3/16	7 1/4	3 1/8	2,18 4.807	✓
2-153-Sx	-013263	150 6	186 7 5/16	4 3/16	19 3/4	32 1 1/4	8 5/16	4 3/16	2,75 6.064	✓
2-303-Sx	-013270	300 12	336 13 1/4	4 3/16	19 3/4	32 1 1/4	8 5/16	4 3/16	3,775 8.324	✓
3-203-Sx	-080418	200 8	244 9 5/8	6,5 1/4	52 2 1/16	35 1 3/8	17 11/16	6,5 1/4	4,94 10.893	✓
3-303-Sx	-080401	300 12	340 13 3/8	6,5 1/4	52 2 1/16	35 1 3/8	17 11/16	6,5 1/4	1,515 3.341	✓

PRODUKTDETAILS

#	GTIN	mm/inch	mm/inch	mm/ inch	mm/ inch	mm/ inch	mm/inch	mm/ inch	kg/lb	
3-403-Sx	-013287	400 16	440 17 5/16	6,5 1/4	52 2 1/16	35 1 3/8	17 11/16	6,5 1/4	7,85 17.309	✓
3-503-Sx	-013294	500 20	540 21 1/4	6,5 1/4	52 2 1/16	35 1 3/8	17 11/16	6,5 1/4	9,89 21.807	✓

SERIES K-2030-20XS
2- AND 3-JAW UNIVERSAL PULLER SET WITH TWO DIFFERENT PULLER JAW TYPES

The 15-piece universal puller set with two different types of puller jaws is used for universal applications in 2-jaw and 3-jaw extraction of gearbox gears, bearings, sprockets, and synchronizers. This set contains the basic equipment of pullers needed for universal work.



BENEFITS

- Application-oriented assembly for universal use
- By storing it in the box, the completeness of the set can be easily overviewed.
- Depending on the given pull-off situation, easily adjustable and configurable for a variety of applications.
- With 2-jaw or 3-jaw, you are always flexible in use.
- Through the included extensions, the 2-jaw pullers can be combined up to a reach of 600 mm and the 3-jaw pullers up to a reach of 450 mm.



TECHNICAL ATTRIBUTES

#	GTIN	mm/inch	mm/inch	mm/inch	mm/inch	Max. tensile force kN	Max. tension force t/US t. sh.	kg/lb	Consists of	
K-2030-20xS	-041594	10 - 200 3/8 - 7 7/8	600 23 5/8	100 - 260 3 15/16 - 10 1/4	22 7/8	70	7 7.72	9,12 20.110	2-V-150-P, 621220, 621355, 600-17, 30-20-T3, 20-20-T	✓

SERIES 20-STXS
SALES DISPLAYS



The sales display for 2-jaw universal pullers is the ideal solution for the presentation and storage of various sizes of 2-jaw universal pullers. The 2-jaw universal pullers with narrow, quick-adjustable jaws are used for the safe and user-friendly removal of bearings, gears, and discs in all common sizes for craft, workshop, and industry. This allows for the loosening of any component that sits on a shaft and is accessible from the outside. The narrow jaws ensure that tight and hard-to-reach spaces can also be accessed.

BENEFITS

- The sales and workshop stand provides organized storage and presentation of the 2-jaw pullers.
- Narrow jaws grip optimally in tight and hard-to-reach spots.
- Simple, manual release of the jaws using the hand knob (Quick Adjust Technology)
- Application also for eccentric components through freely movable, sliding puller jaws on the crossbar.
- Hexagonal profile on the crossbar for secure counter-holding

TECHNICAL ATTRIBUTES

#	GTIN	mm/ inch	mm/ inch	mm/ inch	mm/ inch	mm/ inch	mm/ inch	Nm/ft lb	Max. tensile force kN	Max. tension force t/US t. sh.	kg/lb	Consists of	
20-STxS	-752285	630 24 13/16	250 9 13/16	330 12 1	4 - 250 3/16 - 9 13/16	200 7 7/8	70 - 340 2 3/4 - 13 3/8	250 184.40	70	7 7.72	19,87 43.813	20-1xS, 20-10xS, 20-2xS, 20-20xS, 20-3xS, 20-30xS, 20-STL	✓

SERIES 20XSP
2-JAW UNIVERSAL PULLER WITH NARROW, QUICK ADJUSTMENT JAWS AND SOFT-TOUCH KNURLS IN SET



The 2-jaw universal puller with narrow, quickly adjustable jaws is used for the safe and user-friendly pulling of bearings, gears, and discs in all common sizes. This allows components that sit on shafts and are freely accessible from the outside to be removed. The soft-touch knobs guarantee the highest operating comfort, even with wet or oily hands.

BENEFITS

- Narrow jaws grip optimally in tight and hard-to-reach places.
- Simple manual release of the jaws with hand knob (Quick Adjust Technology)
- Application also for eccentric components through freely movable, sliding puller jaws on the crossbar.
- Hexagonal profile on the crossbar for secure counterholding
- Quick-adjustable jaws guarantee immediate adjustment to any spread between 16 mm – 350 mm

TECHNICAL ATTRIBUTES

#	GTIN	mm/inch	mm/inch	mm/inch	mm/inch	Nm/ft lb	Max. tensile force kN	Max. tension force t/US t. sh.	kg/lb	
20-10xSP	-011139	16 - 120 5/8 - 4 3/4	350 13 3/4	70 - 180 2 3/4 - 7 1/16	17 11/16	35 25.82	25	2.5 2.76	3,875 8.544	✓
20-20xSP	-011146	16 - 200 5/8 - 7 7/8	300 11 13/16	100 - 260 3 15/16 - 10 1/4	22 7/8	120 88.51	50	5 5.51	5,96 13.142	✓
20-30xSP	-011436	21 - 350 13/16 - 13 3/4	400 15 3/4	180 - 440 7 1/16 - 17 5/16	27 1 1/16	250 184.40	70	7 7.72	16,68 36.779	✓

SERIES 30XSP
3-JAW UNIVERSAL PULLER WITH NARROW JAWS AND SOFT-TOUCH KNOBS IN SET



The 3-jaw universal puller with narrow, quick adjustment jaws is used for the safe pulling of bearings, gears, and discs. Three pairs of jaws enable universal application. This allows components that sit on shafts and are freely accessible from the outside to be detached. The 3-jaw design guarantees an even load distribution and thus an especially secure hold on the part to be pulled. The soft-touch knurled surfaces guarantee the highest level of operating comfort even with wet or oily hands.

BENEFITS

- The slender design of the jaws grips optimally on narrow and hard-to-reach areas.
- 3-jaw ensures an even distribution of force and allows for greater pulling forces.
- Application also for eccentric components through freely movable, sliding puller jaws on the crossbar.
- Shear-resistant suspension of the claw in the sliding piece (jaw lock Technology)
- Hexagonal profile on the crossbar for secure counter-holding

TECHNICAL ATTRIBUTES

#	GTIN	mm/inch	mm/inch	mm/inch	mm/inch	Nm/ft lb	Max. tensile force kN	Max. tension force t/US t. sh.	kg/lb	
30-10xSP	-080487	8 - 130 5/16 - 5 1/8	350 13 3/4	70 - 180 2 3/4 - 7 1/16	17 11/16	40 29.50	30	3 3.31	1,54 3.396	✓
30-20xSP	-011573	11 - 200 7/16 - 7 7/8	300 11 13/16	100 - 260 3 15/16 - 10 1/4	22 7/8	120 88.51	50	5 5.51	7,66 16.890	✓
30-3xSP	-080470	2 - 250 1/16 - 9 13/16	400 15 3/4	180 - 340 13 3/8 - 15 3/4	27 1 1/16	220 162.27	70	7 7.72	9,73 21.455	✓
30-30xSP	-011597	2 - 250 1/16 - 9 13/16	400 15 3/4	180 - 340 7 1/16 - 13 3/8	27 1 1/16	220 162.27	70	7 7.72	7,66 16.890	✓

SERIES 11-A
EXTRA POWERFUL, 3-JAW UNIVERSAL PULLER





The extra sturdy 3-jaw universal puller is used for removing heavy bearings, gears, and discs in all common sizes. This allows loosening any component that sits on a shaft and is freely accessible from the outside. The robust jaws ensure a safe disassembly.

BENEFITS

- Screw connection allows easy loosening and particularly tight fastening of the jaws with an allen key
- 3-jaw ensures an even distribution of force and allows for greater pulling forces.
- Application also for eccentric components through freely movable, sliding puller jaws on the crossbar.
- Variable adjustment to any spread between 105 mm – 650 mm
- Safe mounting of the spindle with a movable spindle tip on both smooth surfaces and for centering (Switch Technology)

TECHNICAL ATTRIBUTES

#	GTIN	mm/inch	mm/inch	mm/inch	SW mm/inch	Nm/ft lb	Max. tensile force kN	Max. tension force t/US t. sh.	kg/lb	DEUTSCHES WERKZEUG FWI
11-0-A	-005886	105 - 375 4 1/8 - 14 3/4	200 7 7/8	220 - 500 8 11/16 - 19 11/16	36 1 7/16	500 368.80	150	15 16.53	17,99 39.668	✓
11-0-A3	-729263	105 - 375 4 1/8 - 14 3/4	300 11 13/16	220 - 500 8 11/16 - 19 11/16	36 1 7/16	500 368.80	150	15 16.53	19,5 42.998	✓
11-0-A4	-729348	105 - 375 4 1/8 - 14 3/4	400 15 3/4	220 - 500 8 11/16 - 19 11/16	36 1 7/16	500 368.80	150	15 16.53	18,6 41.013	✓
11-0-A5	-729423	105 - 375 4 1/8 - 14 3/4	500 19 11/16	220 - 500 8 11/16 - 19 11/16	36 1 7/16	500 368.80	150	15 16.53	22,78 50.230	✓
11-1-A	-075421	125 - 520 4 15/16 - 20 1/2	200 7 7/8	280 - 600 11 1/32 - 23 5/8	41 1 5/8	650 479.44	200	20 22.05	22,72 50.098	✓

PRODUKTDETAILS

#	GTIN	mm/inch	mm/inch	mm/inch	SW mm/inch	Nm/ft lb	Max. tensile force kN	Max. tension force t/US t. sh.	kg/lb	
11-1-A3	-729591	125 - 520 4 15/16 - 20 1/2	300 11 13/16	280 - 600 11 1/32 - 23 5/8	41 1 5/8	650 479.44	200	20 22.05	24,34 53.670	✓
11-1-A4	-729676	125 - 520 4 15/16 - 20 1/2	400 15 3/4	280 - 600 11 1/32 - 23 5/8	41 1 5/8	650 479.44	200	20 22.05	28 61.740	✓
11-1-A5	-729751	125 - 520 4 15/16 - 20 1/2	500 19 11/16	280 - 600 11 1/32 - 23 5/8	41 1 5/8	650 479.44	200	20 22.05	27,57 60.792	✓
11-2-A	-006203	155 - 650 6 1/8 - 25 9/16	200 7 7/8	290 - 740 11 7/16 - 29 1/8	41 1 5/8	650 479.44	200	20 22.05	25 55.125	✓
11-2-A3	-706158	155 - 650 6 1/8 - 25 9/16	300 11 13/16	290 - 740 11 7/16 - 29 1/8	41 1 5/8	650 479.44	200	20 22.05	26,25 57.881	✓
11-2-A4	-729836	155 - 650 6 1/8 - 25 9/16	400 15 3/4	290 - 740 11 7/16 - 29 1/8	41 1 5/8	650 479.44	200	20 22.05	26 57.330	✓
11-2-A5	-729911	155 - 650 6 1/8 - 25 9/16	500 19 11/16	290 - 740 11 7/16 - 29 1/8	41 1 5/8	650 479.44	200	20 22.05	27,6 60.858	✓

SERIES 11-AV
EXTRA POWERFUL, 3-JAW UNIVERSAL PULLER WITH ADJUSTABLE REACH





The extra powerful 3-jaw universal puller with adjustable reach is used to pull off heavy bearings, gears, and discs in all common sizes. This allows for the loosening of any component that sits on a shaft and is freely accessible from the outside.

BENEFITS

- The screw connection allows easy loosening and particularly tight fastening of the jaws with an allen key.
- 3-jaw provides an even distribution of force and allows for greater pulling forces.
- Application also for eccentric components via freely movable, sliding jaws on the traverse.
- Variable adjustment to any spread between 37 mm – 650 mm and reach depth between 300 mm – 450 mm
- Safe setup of the spindle by means of a rotatable spindle tip on both smooth surfaces and when centering (Switch Technology)

TECHNICAL ATTRIBUTES

#	GTIN	mm/inch	mm/inch	mm/inch	SW mm/inch	Nm/ft lb	Max. tensile force kN	Max. tension force t/US t. sh.	kg/lb	
11-0-AV	-730078	37 - 375 1 7/16 - 15	450 12-20	220 - 500 8 11/16 - 19 11/16	36 1 7/16	500 368.80	150	15 16.53	23,1 50.936	✓
11-1-AV	-730153	57 - 520 2 1/4 - 21	450 12-20	280 - 600 11 1/32 - 23 5/8	41 1 5/8	650 479.44	200	20 22.05	3,39 7.475	✓
11-2-AV	-730238	87 - 650 3 7/16 - 26	450 12-20	290 - 740 11 7/16 - 29 1/8	41 1 5/8	650 479.44	200	20 22.05	34 74.970	✓

SERIES 11-B
EXTRA STRONG, 3-JAW UNIVERSAL PULLER WITH HYDRAULIC SPINDLE

The extra powerful, 3-jaw universal pullers with hydraulic spindle are used for pulling heavy, particularly stuck components. The hydraulic spindle achieves an average tension force of up to 20 t. Thanks to the massive construction, the series 11-B guarantees a particularly powerful, non-destructive disassembly.



BENEFITS

- The screw connection allows easy loosening and particularly tight fastening of the jaws with an allen key.
- The hydraulic spindle ensures an easy and controlled withdrawal of particularly stubborn parts with minimal effort.
- 3-jaw provides an even distribution of force and allows for greater pulling forces.
- Application also for eccentric components through freely movable, sliding puller jaws on the crossbar.
- Variable adjustment to any span between 105 mm – 650 mm





TECHNICAL ATTRIBUTES

#	GTIN	mm/inch	mm/inch	mm/inch	SW mm/inch	Nm/ft lb	Max. tensile force kN	Max. tension force t/US t. sh.	kg/lb	
11-0-B	-075346	105 - 375 4 1/8 - 14 3/4	200 7 7/8	220 - 500 8 11/16 - 19 11/16	17 11/16	45 33.19	150	15 16.53	22,7 50.054	✓
11-1-B	-006128	125 - 520 4 15/16 - 20 1/2	200 7 7/8	280 - 600 11 1/32 - 23 5/8	17 11/16	30 22.13	200	20 22.05	29,24 64.474	✓
11-2-B	-006388	155 - 650 6 1/8 - 25 9/16	200 7 7/8	290 - 740 11 7/16 - 29 1/8	17 11/16	30 22.13	200	20 22.05	29,5 65.048	✓
11-3-B	-706073	155 - 650 6 1/8 - 25 9/16	300 11 13/16	290 - 740 11 7/16 - 29 1/8	17 11/16	30 22.13	200	20 22.05	32,54 71.751	✓

SERIES 11-BV
EXTRA POWERFUL, 3-JAW UNIVERSAL PULLER WITH ADJUSTABLE REACH AND HYDRAULIC SPINDLE



The extra strong 3-jaw universal pullers with adjustable reach and hydraulic spindle are used for pulling heavy, particularly stuck bearings, gears, and disks. The hydraulic spindle achieves a maximum tension force of 20 t. Thanks to adjustable puller jaws and the solid construction, the series 11-BV guarantees powerful, non-destructive disassembly.

BENEFITS

- The screw connection allows easy loosening and particularly tight fastening of the jaws with an allen key
- The hydraulic spindle guarantees easy and controlled removal of particularly tightly fitted parts with minimal effort.
- 3-jaw ensures an even force distribution and allows for greater pulling forces.
- Application also for eccentric components through freely movable, sliding puller jaws on the crossbar.
- Variable adjustment to any spread between 37 mm – 650 mm as well as reach depth between 300 mm – 450 mm





TECHNICAL ATTRIBUTES

#	GTIN	mm/inch	mm/inch	mm/inch	SW mm/inch	Nm/ft lb	Max. tensile force kN	Max. tension force t/US t. sh.	kg/lb	
11-0-BV	-730313	37 - 375 1 7/16 - 14 3/4	450 17 11/16	220 - 500 8 11/16 - 19 11/16	17 11/16	45 33.19	150	15 16.53	31,19 68.774	✓
11-1-BV	-730498	57 - 520 2 1/4 - 20 1/2	450 17 11/16	280 - 600 11 1/32 - 23 5/8	17 11/16	30 22.13	200	20 22.05	33,15 73.096	✓
11-2-BV	-730566	87 - 650 3 7/16 - 25 9/16	450 17 11/16	290 - 740 11 7/16 - 29 1/8	17 11/16	30 22.13	200	20 22.05	35 77.175	✓

SERIES Y28-11
HYDRAULIC, EXTRA POWERFUL, 3-JAW PULLER WITH ADJUSTABLE REACH AND HOLLOW PISTON CYLINDER





The hydraulic, extra-strong 3-jaw puller with adjustable reach depth and hydraulic hollow piston cylinder for pump drive is used to remove particularly stubborn components. The hydraulic hollow piston cylinder achieves a high pulling force of a maximum of 20 t. The robust construction of the puller adapts to any pulling situation with its individually adjustable spread and reach depth.

BENEFITS

- A hydraulic hollow piston cylinder ensures easy and controlled removal of particularly large and stuck parts with minimal effort.
- Adjustable puller jaws for individual adjustment of the reach due to multiple drilling in the puller jaws
- 3-jaw provides an even distribution of force and allows for greater pulling forces.

TECHNICAL ATTRIBUTES

#	GTIN	mm/inch	mm/inch	mm/inch	bar	Max. tensile force kN	Max. tension force t/US t. sh.	kg/lb	
Y28-11-0	-469725	0 - 375 0 - 14 3/4	500 19 11/16	280 - 600 11 1/32 - 23 5/8	700	200	20 22.05	29 63.945	✓
Y28-11-1	-711640	0 - 520 0 - 20 1/2	500 19 11/16	280 - 600 11 1/32 - 23 5/8	700	200	20 22.05	33 72.765	✓
Y28-11-2	-711657	0 - 650 0 - 25 9/16	500 19 11/16	290 - 740 11 7/16 - 29 1/8	700	200	20 22.05	38 83.790	✓

SERIES Y20-11
2- AND 3-JAW PULLERS (WITHOUT HYDRAULIC HOLLOW PISTON CYLINDER)



The 3-jaw pullers with adjustable reach of the Y20-11 series are used for pulling particularly large and stuck bearings, gears, discs, etc. in crafts, industry, and workshops. The extra-strong design is capable, thanks to parallel jaws, of safely and efficiently pulling components in any position and under full load. A hydraulic hollow piston cylinder of the YRH series is also required for use.

BENEFITS

- Three-jaw design ensures an even load distribution and thus a particularly secure grip on the part being pulled.
- The pulling hooks can be moved on the crossbar, adjusted in length, and used as external and internal pullers in various pulling situations by turning them around.
- Suitable for removing asymmetrical workpieces due to adjustable hook positioning.
- Thanks to the adjustable length of the jaws, the puller can be adapted to different reaches

TECHNICAL ATTRIBUTES

#	GTIN	mm/inch	mm/inch	Max. tensile force kN	Max. tension force t/US t. sh.		
Y20-11-0	-469718	375 19 11/16	280 - 600 11 1/32 - 23 5/8	200	20 22.05	YRH-202	✓
Y20-11-1	-711626	500 19 11/16	280 - 600 11 1/32 - 23 5/8	200	20 22.05	YRH-202	✓
Y20-11-2	-711633	650 19 11/16	290 - 740 11 7/16 - 29 1/8	200	20 22.05	YRH-202	✓

SERIES DAVID
MOBILE 3-JAW HYDRAULIC PULLER "DAVID" WITH ADJUSTABLE REACH



The hydraulic, mobile 3-jaw puller with adjustable reach "DAVID" is used for pulling large bearings, gears, and similar components in heavy industry, trade, and workshops. With a maximum load capacity of 20 tons, the puller provides a strong, hydraulic solution for otherwise difficult tasks in pulling large parts. The jaws are adjustable in length and can be adapted to the required reach.

BENEFITS

- Even under full load, the DAVID ensures parallel pulling.
- The three-jaw design guarantees even load distribution and thereby a particularly secure hold on the part to be pulled off.
- The lever actuation is rotatable by 360° for ergonomic operation from the work area.
- The lowering device for controlled load lowering reduces the risk of accidents thanks to the easily accessible valve.
- Through the four swivel casters, it can be used mobile at different workplaces.







TECHNICAL ATTRIBUTES

#	GTIN	mm/inch	mm/inch	mm/inch	bar	Max. tensile force kN	Max. tension force t/US t. sh.	kg/lb	
YHU-S-Y28-11-1	-060144	0 - 520 0 - 20 1/2	500 19 11/16	165 - 890 6 1/2-35 1/32	700	200	20 22.05	24 52.920	✓

SERIES SP-S
HEIGHT ADJUSTABLE JAWS (SET)

The set of three height-adjustable puller jaws is suitable for 3-jaw pullers. The robust puller jaws guarantee a particularly safe removal of bearings, gears, and disks.

BENEFITS

- With the free-moving, sliding puller jaws on the crossbar, eccentric components can also be removed.



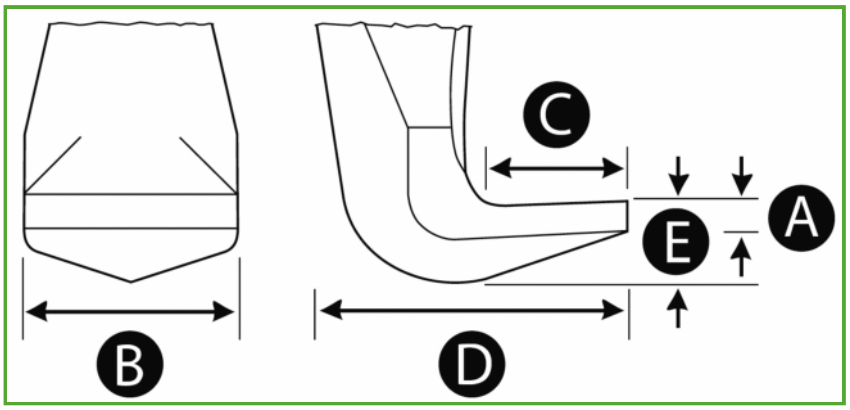

TECHNICAL ATTRIBUTES

#	GTIN	mm/inch	mm/inch	mm/ inch	mm/ inch	mm/ inch	mm/inch	mm/ inch	kg/lb	
4-SP-S	-004711	500 19 11/16	565 22 1/4	25 1	85 3 3/8	45 1 3/4	50 1 15/16	7 1/4	13,65 30.098	✓

SERIES 219
CLAMP FOR 2-JAW PULLERS

The clamp for 2-jaw pullers is used for stability support during pulling operations with extensions. This compresses the jaws particularly tightly against the part to be pulled.

BENEFITS

- Maximum stability support during pulling







TECHNICAL ATTRIBUTES

#	GTIN	mm/inch	SW mm/inch	kg/lb		DEUTSCHES WERKZEUG FWI
219-1	-777776	40 - 190 1 9/16 - 7 1/2	8 5/16	0,77 1.698	20-1, 20-10	✓

SERIES V-P
PULLING JAWS EXTENSIONS (PAIR)



The pair of jaws extensions is used to increase the reach. This allows components that are particularly deep on a shaft to be grasped. The extensions can be combined in any way and thus adapted to the required reach.

BENEFITS

- Unlimited extension of reach
- Cross-referencing allows for increased power uptake and relieves the screw.
- Compatible with various hook types





TECHNICAL ATTRIBUTES

#	GTIN	mm/inch	kg/lb	
1-V-100-P	-985058	100 3 15/16	0,565 1.246	✓
1-V-150-P	-985089	150 5 7/8	0,805 1.775	✓
2-V-150-P	-985201	150 5 7/8	1,195 2.635	✓

SERIES V-S
PULLING JAWS EXTENSIONS (SET)



The set of Pulling jaws extensions is used to extend the reach. This allows for the gripping of components that are seated particularly deep on a shaft. The extensions can be combined with each other as desired and thus adapted to the required reach.

BENEFITS

- Unlimited Extension of Reach
- Cross reception enables increased force intake and relieves the screw.
- Compatible with various hook types





TECHNICAL ATTRIBUTES

#	GTIN	mm/inch	kg/lb	
1-V-100-S	-985065	100 3 15/16	0,84 1.852	✓
1-V-150-S	-985096	150 5 7/8	1,205 2.657	✓
2-V-150-S	-985218	150 5 7/8	1,775 3.914	✓

SERIES 6
MECHANICAL TORQUE SPINDLE



The mechanical pressure spindle is the heart of every KUKKO puller. It achieves a maximum pulling force of 10 t. The manual operation of the spindle allows for a sensitive control of the extraction process. The fine thread also ensures perfect power transmission. A reversible spindle tip enables a secure placement of the spindle on both smooth surfaces and centrings.

BENEFITS

- Optimal gliding properties in the thread groove thanks to special coating
- Ideal adaptation of the spindle to the shaft through two-sided spindle tip
- Stored, freely rotating centering tip protects the shaft from damage when applying the pulling force.
- Extremely durable due to rolled thread
- Including KUKKO special grease



TECHNICAL ATTRIBUTES

#	GTIN	mm/inch	mm/inch		mm/inch	kg/lb	
608080	-176241	8 5/16	80 3 1/8	M 8x1,25	T-handle	0,45 0.992	✓
608130	-481086	8 5/16	130 5 1/8	M 8x1,25	T-handle	0,6 1.323	✓
609087	-102493	9 3/8	87 3 7/16	M 9x1,25	T-handle	0,55 1.213	✓
609105	-101403	9 3/8	105 4 1/8	M 9x1,25	T-handle	0,6 1.323	✓
610070	-362446	10 3/8	75 2 15/16	M 10x1,5	13 1/2	0,55 1.213	✓
610094	-122118	10 3/8	94 3 11/16	M 10x1,5	T-handle	0,115 0.254	✓
610110	-433726	10 3/8	120 4 3/4	M 10x1,5	8 5/16	0,65 1.433	✓
610120	-910005	10 3/8	120 4 3/4	M 10x1,5	13 1/2	0,12 0.265	✓
612080	-238468	12 1/2	85 3 3/8	M 12x1,5	13 1/2	0,85 1.874	✓
612110	-112881	12 1/2	110 4 5/16	M 12x1,5	13 1/2	0,115 0.254	✓

PRODUKTDETAILS

#	GTIN	mm/inch	mm/inch		SW mm/inch	kg/lb	
612130	-077081	12 1/2	130 5 1/8	M 12x1,5	13 1/2	0,115 0.254	✓
612150	-790201	12 1/2	150 5 7/8	M 12x1,5	13 1/2	0,13 0.287	✓
612200	-056208	12 1/2	210 8 1/4	M 12x1,75	13 1/2	0,22 0.485	✓
614135	-074271	14 9/16	135 5 5/16	M 14x1,5	17 11/16	0,19 0.419	✓
614160	-112966	14 9/16	160 6 5/16	M 14x1,5	17 11/16	0,22 0.485	✓
614200	-838576	14 9/16	200 7 7/8	M 14x1,5	17 11/16	0,26 0.573	✓
614242	-910012	14 9/16	240 9 7/16	M 14x1,5	17 11/16	0,32 0.706	✓
614250	-306709	14 9/16	250 9 13/16	M 14x1,5	17 11/16	0,31 0.684	✓
616270	-480829	16 5/8	270 10 5/8	M 16x2,0	17 11/16	0,45 0.992	✓
616325	-480904	16 5/8	325 12 13/16	M 16x2,0	17 11/16	0,5 1.103	✓
616220	-420856	16 5/8	220 8 11/16	M 16x1,5	17 11/16	0,36 0.794	✓
618068	-123771	18 11/16	68 2 5/16	M 18x1,5	19 3/4	0,175 0.386	✓
618105	-073779	18 11/16	105 4 1/8	M 18x1,5	19 3/4	0,25 0.551	✓
618175	-056215	18 11/16	175 6 7/8	M 18x1,5	19 3/4	0,375 0.827	✓
618210	-113048	18 11/16	210 8 1/4	M 18x1,5	19 3/4	0,435 0.959	✓
621130	-124358	20,955 13/16	130 5 1/8	G 1/2" / 14	22 7/8	0,395 0.871	✓
621170	-067181	20,955 13/16	170 6 11/16	G 1/2" / 14	22 7/8	0,45 0.992	✓
621220	-268373	20,955 13/16	220 8 11/16	G 1/2" / 14	22 7/8	0,61 1.345	✓
621300	-765346	20,955 13/16	300 11 13/16	G 1/2" /14	22 7/8	0,795 1.753	✓
621355	-236228	20,955 13/16	355 13 1	G 1/2" / 14	22 7/8	0,94 2.073	✓
623150	-018961	22,911 7/8	150 5 7/8	G 5/8" / 14	24 15/16	0,54 1.191	✓
623170	-124501	22,911 7/8	170 6 11/16	G 5/8" / 14	24 15/16	0,61 1.345	✓
623230	-074684	22,911 7/8	230 9 1/16	G 5/8" / 14	24 15/16	0,76 1.676	✓
623260	-113123	22,911 7/8	260 10 1/4	G 5/8" /14	24 15/16	0,86 1.896	✓
623325	-125263	22,911 7/8	325 12 13/16	G 5/8" / 14	24 15/16	1,55 3.418	✓
626300	-765360	26,441 1 1/32	300 11 13/16	G 3/4" / 14	27 1 1/16	1,32 2.911	✓
626400	-125423	26,441 1 1/32	400 15 3/4	G 3/4" / 14	27 1 1/16	1,66 3.660	✓

PRODUKTDETAILS

#	GTIN	mm/inch	mm/inch		mm/inch	kg/lb	
626500	-765377	26,441 1 1/32	500 19 11/16	G 3/4" / 14	27 1 1/16	2,85 6.284	✓
633400	-765384	33,249 1 5/16	400 15 3/4	G 1" / 11	36 1 7/16	2,71 5.976	✓
633500	-893452	33,249 1 5/16	500 19 11/16	G 1" / 11	36 1 7/16	3,43 7.563	✓
633600	-866388	33,249 1 5/16	600 23 5/8	G 1"	36 1 7/16	4,5 9.923	✓
637350	-893469	37,897 1 1/2	350 13 3/4	G1" 1/8	41 1 5/8	3,12 6.880	✓
637500	-895609	37,897 1 1/2	500 19 11/16	G1" 1/8	41 1 5/8	4,24 9.349	✓
637600	-169236	37,897 1 1/2	600 23 5/8	1.1/8"	41 1 5/8	5,275 11.631	✓
638300	-059230	38,1 1 1/2	322 12 11/16	W 1.1/2"	24 15/16	2,68 5.909	✓

SERIES 800-626
MECHANICAL IMPACT SHOCK SPINDLE



The mechanical impact spindle enables easy and controlled extraction of particularly seized parts through impact force. Additionally, the spindle guarantees particularly good sliding properties in the thread groove. The fine thread ensures ideal power transmission. Exactly the required force for extraction is generated.

BENEFITS

- Light and controlled removal of particularly stubborn parts through impact action

TECHNICAL ATTRIBUTES

#	GTIN	mm/inch		mm/inch	kg/lb	
800-626	-969980	280 11 1/32	W 1 1/2"-16	30 1 3/16	2,15 4.741	✓

SERIES 844-626
MECHANICAL SPINDLES



The mechanical spindle allows for easy and controlled removal of particularly stubborn parts through impact force. Additionally, it guarantees exceptionally good sliding properties in the thread. The fine thread ensures an ideal power transmission. The exact force required for the removal is generated.

BENEFITS

- Light and controlled removal of particularly stuck parts through impact action

TECHNICAL ATTRIBUTES

#	GTIN	mm/inch		mm/inch	kg/lb	
844-626	-032851	200 7 7/8	W 1 1/2"-16	24 15/16	1,45 3.197	✓

SERIES 600-17
UNIVERSAL PRESSURE PIECE SET (3-PIECE)



The pressure piece kit is used to stabilize the pressure spindle on a hollow shaft. The kit includes a total of three pressure pieces that have different diameters and can be combined with each other. Thanks to their step-shaped silhouette, the pressure pieces fit perfectly on the hollow shaft. Depending on the size, the different pressure pieces can also be nested together to achieve the exact diameter of the shaft.

BENEFITS

- Adjustment possibility for the spindle in hollow shaft



TECHNICAL ATTRIBUTES

#	GTIN	mm/inch	kg/lb	Included in the set	DEUTSCHES WERKZEUG FWI
600-17	-914188	20; 32; 41 13/16;1 1/4;1 5/8	0,11 0.243	K-20-15	✓

SERIES K-600
REVERSABLE SPINDLE TIP



The reversible pressure piece set is considered the optimal addition for KUKKO pressure spindles with interchangeable tips and can be used for any mounting position. For individual adjustment to the shaft, the pressure piece is inserted into the spindle. It is possible to choose between different pressure pieces (e.g., with a flat or concave bearing surface). The set also includes a 3-piece universal pressure piece set for stepwise adjustment on hollow shafts, as well as a magnetic mini-LED.

BENEFITS

- Every installation position can be covered.
- Dual spindle tip for smooth surfaces and centering
- Gentle extraction with interchangeable tips







TECHNICAL ATTRIBUTES

#	GTIN	mm/inch	mm/ inch	mm/inch	mm/inch	mm/inch	kg/lb		
K-600-A	-833960	20, 32, 41 13/16;1 1/4;1 5/8	6,4 1/4	34 1 5/16	33 1 5/16	38 1 1/2	0,61 1.345	612080, 612110, 612130, 612150, 612200, 614135, 614160, 614200, 614242, 614250	✓
K-600-B	-833977	20, 32, 41 13/16;1 1/4;1 5/8	10,4 7/16	48 1 7/8	48 1 7/8	52 2 1/16	0,75 1.654	616270, 616325, 616220, 618105, 618175, 618210	✓

#	GTIN	mm/inch	mm/ inch	mm/inch	mm/inch	mm/inch	kg/lb		
K-600-C	-833984	20, 32, 41 13/16;1 1/4;1 5/8	12,5 1/2	61 2 3/8	59 2 5/16	68 2 11/16	0,3 0.662	620172, 621130, 621170, 621220, 621300, 621355, 623150, 623170, 623230, 623260, 623325, 623360, 623450, 626300, 626400, 626500	✓
K-600-D	-833991	20, 32, 41 13/16;1 1/4;1 5/8	18,9 3/4	64 2 1/2	62 2 7/16	78 3 1/16	0,3 0.662	633400, 633500, 633600, 637350, 637500, 637600	✓

SERIES 606
POWERPLATE



The Powerplates of series 606 were specially developed for center protection during the pulling of components. They enable damage-free pulling and are especially gentle on the shaft and spindle. The maintenance-free Powerplates impress with a well-thought-out design featuring a rotatable, glide-mounted core that allows for significantly increased tension force—even for components with oversized or missing centering holes. The rotatable core also protects the contact surface on the shaft or spindle, prevents localized stresses, and extends the service life of components.

BENEFITS

- Rotatable core guarantees maximum force transmission
- Magnetic adhesion enables safe and precise work
- Enables safe pulling even for oversized or missing drill holes







TECHNICAL ATTRIBUTES

#	GTIN	mm/inch	mm/inch	kg/lb	
606-1-18 New	-012761	18 11/16	12,3 1/2	0,3 0.662	✓
606-2-28 New	-012778	28 1 1/8	13,8 9/16	0,3 0.662	✓
606-3-38 New	-012785	38 1 1/2	14,5 9/16	0,1 0.221	✓
606-4-48 New	-012792	48 1 7/8	15,5 5/8	0,1 0.221	✓
606-5-58 New	-012808	58 2 5/16	16,5 5/8	0,1 0.221	✓

SERIES 606-A POWERPLATE



The Powerplate set of series 606-A comprises a total of five Powerplates in different sizes (⌀ 18, 28, 38, 48, 58 mm). The Powerplates were specially developed for center protection when pulling ball bearings, sockets, pulleys, and gears. They enable damage-free pulling of the components and are particularly gentle on shaft and spindle.

BENEFITS

- Rotatable core guarantees maximum force transmission
- Enables safe pulling even for oversized or missing drill holes
- Magnetic adhesion enables safe and precise work







TECHNICAL ATTRIBUTES

#	GTIN	mm/inch	kg/lb	
606-A New	-023965	18 - 58 11/16-2 5/16	0,1 0.221	✓

SERIES K-606 POWERPLATE



The -piece Powerplate set of the series K-606 was specially developed for center protection when pulling off components. It enables damage-free pulling and is particularly gentle on the shaft and spindle. The maintenance-free Powerplates impress with a well-thought-out design featuring a rotating, glide-mounted core, which allows for significantly increased tension force—even for components with an excessive or missing center bore. The rotating core also protects the contact surface on the shaft or spindle, prevents localized load, and extends the service life of the components.





TECHNICAL ATTRIBUTES

#	GTIN	mm/inch	Consists of	kg/lb	
K-606-A New	-488894	18 - 58 11/16-2 5/16	606-1-18, 606-2-28, 606-3-38, 606-4-48, 606-5-58	0,6 1.323	✓

SERIES 8-0
HYDRAULIC SPINDLE



The grease hydraulic spindle of the series 8-0 is the motor of the Puller and achieves a maximum tension force of up to 12 t. The hydraulic spindle is suitable for pulling particularly stubborn bearings, gears, and discs that cannot be loosened with pure muscle power. Thanks to the integrated grease hydraulic, no external pump is required.

BENEFITS

- The hydraulic spindle enables easy and controlled removal of particularly stubborn parts with minimal effort.

TECHNICAL ATTRIBUTES

#	GTIN		mm/inch	Nm/ft lb	Max. tensile force kN	Max. tension force t/US t. sh.	kg/lb	
8-0-621 New	-774263	G 1/2"	10 3/8	15 11.06	100	10 11.02	1,57 3.462	✓
8-0-626 New	-774270	G 3/4"	12 1/2	20 14.75	120	12 13.23	1,94 4.278	✓

SERIES 8
LONG HYDRAULIC SPINDLE



The grease-hydraulic spindle of series 8 is the motor of the puller and achieves an average tension force of up to 20 t. The hydraulic spindle is suitable for pulling particularly stubborn bearings, gears, and discs that cannot be loosened by sheer muscle power. Thanks to integrated grease hydraulics, no external pump is required.

BENEFITS

- The hydraulic spindle guarantees easy and controlled extraction of particularly stubborn parts with minimal effort.
- Hydraulic spindle doubles the manual pulling force by 100%







TECHNICAL ATTRIBUTES

#	GTIN		mm/inch	Nm/ft lb	Max. tensile force kN	Max. tension force t/US t. sh.	kg/lb	
8-1-B	-034596	G1"	10 3/8	45 33.19	150	15 16.53	7,655 16.879	✓
8-1-F	-034671	G1"	10 3/8	45 33.19	150	15 16.53	8,79 19.382	✓
8-2-K	-034831	G 1 1/8"	10 3/8	30 22.13	200	20 22.05	9,795 21.598	✓
8-2-M	-034916	G 1 1/8"	10 3/8	30 22.13	200	20 22.05	11,14 24.564	✓

SERIES 8-HP
HYDRAULIC SPINDLE WITH HAND LEVER OPERATION



The hydraulic spindle with hand lever operation from the 8-HP series is versatile and suitable for pulling particularly stubborn components. It achieves a medium tension force of up to 20 tons. Thanks to integrated fat hydraulics, no external pump is required. The hydraulic spindle is securely screwed into the Puller using a screw-in spindle. The lever arm of the pump can be swiveled 360°. By using an extension and a pressure piece, the hydraulic spindle can be adapted to various installation situations.

BENEFITS

- The hydraulic spindle guarantees easy and controlled removal of particularly stuck parts with minimal effort.
- Significant reduction in removing times thanks to simple and fast handling
- Protection of the hydraulic spindle by overload valve
- Ergonomic operation thanks to a lever arm that can be swiveled 360°.
- With extension pieces, the range of the hydraulic spindle can be adjusted to the respective requirements.







TECHNICAL ATTRIBUTES

#	GTIN		mm/inch	Max. tensile force kN	Max. tension force t/US t. sh.	kg/lb	DEUTSCHES WERKZEUG FWI
8-HP-621	-182242	G 1/2"	52 2 1/16	40	4 4.41	7,2 15.876	✓
8-HP-623	-182259	G 5/8"	52 2 1/16	60	6 6.61	5,56 12.260	✓
8-HP-626	-182273	G 3/4"	52 2 1/16	120	12 13.23	8,82 19.448	✓
8-HP-633	-182280	G 1"	52 2 1/16	120	12 13.23	7,46 16.449	✓
8-HP-637	-182297	G 1 1/8"	52 2 1/16	150	15 16.53	8,7 19.184	✓
8-HP-800	-182303	W 1 1/2"	52 2 1/16	200	20 22.05	12,54 27.651	✓

SERIES K-8-HP
HYDRAULIC SPINDLE WITH HAND LEVER OPERATION IN L-BOXX WITH LOCKING RING



The hydraulic spindle with hand lever operation in the case is suitable for pulling off particularly stubborn bearings, gears, and discs with a pulling force of up to 21 t. Thanks to the integrated grease hydraulic, no external pump is required. The lever arm of the pump can be swiveled 360°. With the help of the fixing ring, the hydraulic spindle can also be used with components with standard through holes.

BENEFITS

- The hydraulic spindle guarantees easy and controlled removal of particularly stuck parts with minimal effort.
- Significant reduction in removing times thanks to simple and fast handling
- Protection of the hydraulic spindle by overload valve
- Ergonomic operation thanks to a lever arm that can swivel 360°.
- By using extension pieces, the reach of the hydraulic spindle can be adapted to the respective requirements.





TECHNICAL ATTRIBUTES

#	GTIN		mm/inch	Max. tensile force kN	Max. tension force t/US t. sh.	
K-8-HP-621	-041396	G 1/2"	52 2 1/16	40	4 4.41	✓
K-8-HP-623	-041402	G 5/8"	52 2 1/16	60	6 6.61	✓
K-8-HP-626	-041419	G 3/4"	52 2 1/16	120	12 13.23	✓
K-8-HP-633	-041426	G 1"	52 2 1/16	120	12 13.23	✓
K-8-HP-637	-041440	G 1 1/8"	52 2 1/16	150	15 16.53	✓
K-8-HP-800	-041457	W 1 1/2"	52 2 1/16	200	20 22.05	✓

SERIES 800
SHORT HYDRAULIC SPINDLE



The grease-hydraulic spindle of the 800 series is the motor of the puller and achieves an average tension force of up to 20 t. A true power pack, the spindle impresses with its compact design, ease of use, and portability. Thanks to its favorable installation dimensions, the spindle can be used universally.

BENEFITS

- The hydraulic spindle guarantees easy and controlled removal of particularly stuck parts with minimal effort.
- Hydraulic spindle doubles the manual pulling force by 100 %
- Convenient format for quick, portable use







TECHNICAL ATTRIBUTES

#	GTIN		mm/inch	Nm/ft lb	Max. tensile force kN	Max. tension force t/US t. sh.	SW mm/inch	kg/lb	
800	-034343	W 1.1/2"-16(55°;16Gang)	10 3/8	40 29.50	100	10 11.02	13 1/2	1,46 3.219	✓
801	-784446	W 1.1/2"-16(55°;16Gang)	10 3/8	70 51.63	150	15 16.53	19 3/4	1,47 3.241	✓
802	-784514	M40x1,5	10 3/8	100 73.76	200	20 22.05	19 3/4	1,55 3.418	✓
804	-456787	W 1.1/2"-16(55°;16Gang)	10 3/8	70 51.63	150	15 16.53	19 3/4	1,475 3.252	✓

SERIES 800-0
SPINDLE EXTENSIONS



The spindle extension is used to extend the spindle for the system series 800. It allows for quick adjustment to various requirements. Depending on the application, the extensions are available in different sizes.

BENEFITS

- Quick adaptation to the respective pull-off situation thanks to spindle extension

TECHNICAL ATTRIBUTES

#	GTIN	mm/inch	kg/lb	
800-050	-031113	50 1 15/16	0,13 0.287	✓
800-100	-031298	100 3 15/16	0,335 0.739	✓
800-150	-031373	150 5 7/8	0,54 1.191	✓

SERIES 9
HYDRAULIC ADDITIONAL PRESSES



The hydraulic additional press of series 9 serves to increase the pressure performance of mechanical puller devices when dealing with particularly stubborn bearings, gears, and discs. With the help of the hydraulic additional press, extraction forces of up to 30 t can be achieved.

BENEFITS

- Hydraulic additional press ensures easy and controlled removal of particularly stubborn parts with little effort.
- Oöses for attaching a fall protection system as well as for tool organization with tool brands, issue cards, or electronic systems.
- Time-saving hydraulic upgrade without spindle replacement
- The automatic pulls the piston back to the starting position.





TECHNICAL ATTRIBUTES

#	GTIN	mm/inch	mm/inch	Nm/ft lb	Max. tensile force kN	Max. tension force t/US t. sh.	kg/lb	Included in the set	DEUTSCHES WERKZEUG DFWI
9-1 New	-005053	60 2 3/8	10 3/8	35 25.82	100	10 11.02	0,825 1.819	-	✓
9-2 New	-005138	87 3 7/16	15 9/16	50 36.88	150	15 16.53	1,88 4.145	K-226-4/12	✓
9-3 New	-924408	113 4 7/16	7 1/4	35 25.82	300	30 33.07	5,16 11.378	-	✓

KUKKO // *Pull forward*

SERIES 120 | 130

UNIVERSAL PULLER „VARIO“



APPLICATION

The 2-jaw and 3-jaw universal pullers "Vario" with spring-loaded Fall protection from series 120 and 130 are suitable for pulling off bearings, gears and discs seated on a shaft and accessible from the outside. The Fall protection prevents the jaws from slipping off the crossbar.

Benefits

- By pressing down the Fall protection, especially quick reversing of the jaws is guaranteed
- Fall protection protects against slipping of the jaws from the crossbar
- Application also possible on eccentric components due to freely moving jaws sliding on the crossbar
- Variable adjustment to different spreads (depending on the model)
- Secure placement of the spindle by means of the rotatable spindle tip on both smooth surfaces and in centerings (Switch Technology)

CONSTRUCTION OF THE UNIVERSAL PULLER "VARIO"



FEATURES OF THE SERIES

SERIES 120

2-jaw universal puller with spring-loaded Fall protection



120-10

The 2-jaw universal pullers of series 20 can be used universally, even in confined spaces.

SERIES 130

3-jaw universal puller with spring-loaded Fall protection



130-10

Thanks to the 3-jaw design, the pullers of series 30 ensure an even force distribution and thus enable even greater pulling forces.

APPLICATION EXAMPLE



Pulling off a gear wheel with the 120-10

SERIES 120
2- AND 3-JAW UNIVERSAL PULLERS “VARIO” WITH SPRING-LOADED HOOK SAFETY



The 2-jaw and 3-jaw Universal Pullers "VARIO" with spring-loaded hook safety are used for pulling bearings, gears, and discs in all common sizes for crafts, workshops, and industries. This allows for the removal of any component that sits on a shaft and is easily accessible from the outside. Equipped with robust, always parallel puller jaws, the pullers ensure a particularly safe, damage-free disassembly during both external extraction and internal pulling. The hook safety prevents the puller jaws from slipping off the crossbar.

BENEFITS

- Fall protection protects against the jaws sliding off the crossbar.
- By pressing the safety lock, a particularly fast inversion of the jaws is guaranteed.
- Application also for eccentric components through free-moving, sliding puller jaws on the crossbar.
- Adjustment to any span between 10 mm – 350 mm
- Safe mounting of the spindle with a movable spindle tip on both smooth surfaces and for centering (Switch Technology)







TECHNICAL ATTRIBUTES

#	GTIN	mm/ inch	mm/inch	mm/inch	mm/inch	Nm/ft lb	Max. tensile force kN	Max. tension force t/US t. sh.	kg/lb	Included in the set	
120-1	-918551	20 - 100 13/16 - 3 15/16	100 3 15/16	100 - 130 3 15/16 - 5 1/8	17 11/16	80 59.01	30	3 3.31	1,6 3.528	120-ST	✓
120-10	-918599	20 - 150 13/16 - 5 7/8	100 3 15/16	100 - 180 3 15/16 - 7 1/16	17 11/16	80 59.01	30	3 3.31	1,16 2.558	120-ST	✓
120-2	-918636	20 - 150 13/16 - 5 7/8	150 5 7/8	100 - 180 3 15/16 - 7 1/16	17 11/16	80 59.01	30	3 3.31	1,28 2.822	120-ST	✓
120-20	-918674	10 - 250 3/8 - 9 13/16	150 5 7/8	130 - 300 5 1/8 - 11 13/16	24 15/16	100 73.76	30	3 3.31	3,5 7.718	120-ST	✓
120-3	-918711	10 - 250 3/8 - 9 13/16	200 7 7/8	125 - 300 4 15/16 - 11 13/16	24 15/16	100 73.76	30	3 3.31	3,84 8.467	120-ST	✓

PRODUKTDETAILS

#	GTIN	mm/ inch	mm/inch	mm/inch	mm/inch	Nm/ft lb	Max. tensile force kN	Max. tension force t/US t. sh.	kg/lb	Included in the set	
120-30	-918759	10 - 350 3/8 - 13 3/4	200 7 7/8	125 - 400 4 15/16 - 15 3/4	24 15/16	120 88.51	40	4 4.41	5,25 11.576	-	✓

SERIES 130
3-JAW UNIVERSAL PULLER “VARIO” WITH SPRING-LOADED SAFETY



The 3-jaw universal puller "VARIO" with spring-loaded fall protection is used for pulling bearings, gears, and discs in all common sizes. This allows for the safe and damage-free loosening of any component that sits on a shaft and is freely accessible from the outside.

BENEFITS

- Fall protection protects against the jaws sliding off the crossbar.
- By pressing down the safety latch, a particularly fast flipping of the jaws is guaranteed.
- 3-jaw ensures an even force distribution and allows for greater pulling forces.
- Application also for eccentric components through freely movable, sliding jaws on the crossbar.
- Variable adjustment to any span between 20 mm – 260 mm

TECHNICAL ATTRIBUTES

#	GTIN	mm/inch	mm/inch	mm/inch	mm/inch	Nm/ft lb	Max. tensile force kN	Max. tension force t/US t. sh.	kg/lb	
130-10	-918834	20 - 150 13/16 - 5 7/8	100 3 15/16	100 - 180 3 15/16 - 7 1/16	17 11/16	80 59.01	30	3 3.31	1,24 2.734	✓
130-2	-918872	20 - 150 13/16 - 5 7/8	150 5 7/8	100 - 180 3 15/16 - 7 1/16	17 11/16	80 59.01	30	3 3.31	1,75 3.859	✓
130-20	-918919	20 - 260 13/16 - 10 1/4	150 5 7/8	120 - 300 4 3/4 - 11 13/16	24 15/16	110 81.14	35	3.5 3.86	4,28 9.437	✓
130-3	-918957	20 - 260 13/16 - 10 1/4	200 7 7/8	120 - 300 4 3/4 - 11 13/16	24 15/16	110 81.14	35	3.5 3.86	5,365 11.830	✓

SERIES 120-ST
SALES DISPLAY FOR 2-JAW UNIVERSAL PULLER "VARIO" WITH SPRING-LOADED END STOP



The sales display for 2-jaw universal pullers is the ideal solution for the presentation and storage of various sizes of 2-jaw universal pullers. The 2-jaw universal pullers "VARIO" with spring-loaded anti-slip safety are used to pull bearings, gears, and discs in all common sizes.

BENEFITS

- The sales and workshop stand provides organized storage and presentation of the 2-jaw pullers.
- The safety device protects against the slipping of the puller jaws from the crossbar.
- By pressing down the anti-slip safety, a particularly fast rotation of the jaws is guaranteed.
- Application also with eccentric components through freely movable, sliding puller jaws on the crossbar.
- Safe mounting of the spindle with a movable spindle tip on both smooth surfaces and for centering (Switch Technology)

TECHNICAL ATTRIBUTES

#	GTIN	mm/ inch	mm/ inch	mm/ inch	mm/ inch	mm/ inch	mm/ inch	Nm/ft lb	Max. tensile force kN	Max. tension force t/US t. sh.	kg/lb	Consists of	
120-ST	-961489	630 24 13/16	250 9 13/16	316 12 7/16	20 - 250 13/16 - 9 13/16	200 7 7/8	100 - 300 3 15/16 - 11 13/16	85 62.70	30	3 3.31	14,79 32.612	120-1, 120-10, 120-2, 120-20, 120-3, 20-STL	✓

SERIES 110

UNIVERSAL PULLER "TECHNO" WITH LOCKING PIN

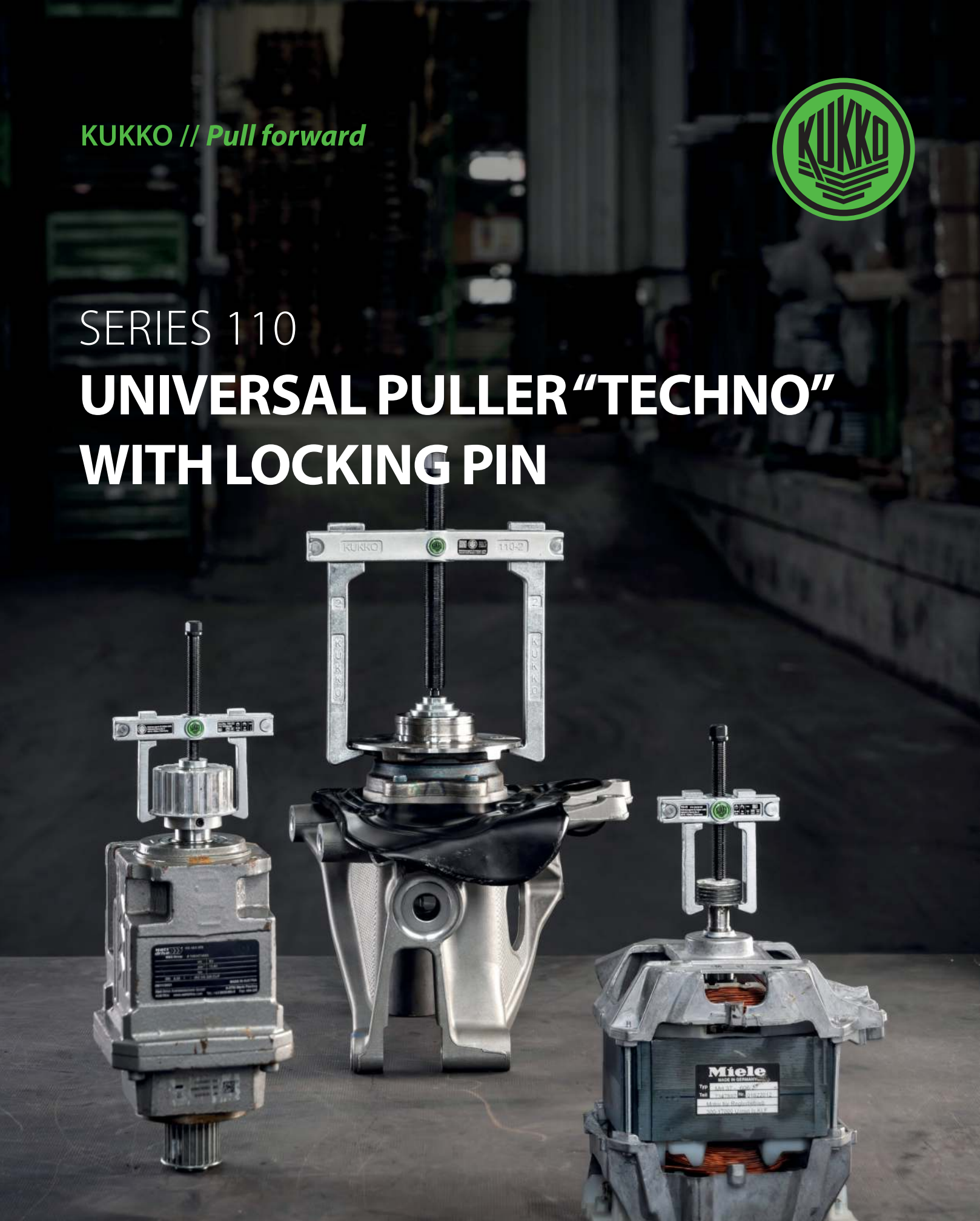

APPLICATION

The 2-jaw universal puller "Techno" is used for the removal of various components (e.g. ball bearing, gears, discs, etc.) in workshops as well as in the agricultural sector. The two locking pins prevent the jaws from slipping off the crossbar, thus ensuring particularly safe pulling.

Benefits

- Locking pin protects against the jaws slipping off the crossbar
- Optionally convertible from an external extractor to an internal extractor by reversing the jaws
- Anti-slip safety (spindle neck) on the spindle head for safe use with open-end wrench
- Spindle run-out to protect the thread

STRUCTURE OF THE UNIVERSAL PULLER „TECHNO"



JAW LOCK

The jaw lock ensures that the jaws cannot slip off the crossbar. Additionally, the removable pin allows rapid reversal of the jaws, making the puller universally applicable.



Manually removable jaw lock



Spring-loaded ball secures the pin from slipping out



Jaw lock in use

APPLICATION EXAMPLES



Pulling a pulley from a machine gearbox with the 110-02



Pulling a pulley from a washing machine motor with the 110-01



Pulling a wheel hub from a steering knuckle with the 110-2

SERIES 110
2-JAW UNIVERSAL PULLER "TECHNO" WITH JAW BRAKE



The 2-jaw universal puller “Techno” with claw lock is used for pulling bearings, gears, and discs in all common sizes for agriculture and workshops. This allows any component that sits on a shaft and is freely accessible from outside to be removed. Equipped with constant, always parallel, and slender jaws, the puller ensures particularly safe, non-destructive disassembly during both external extraction and internal extraction. The locking pin prevents the jaws from slipping off the crossbar.

BENEFITS

- The hook lock prevents the jaws from slipping off the crossbar.
- Optional convertible from an external puller to an internal extractor by reversing the jaws.
- Spindle outlet to protect the thread
- Secure setup of the spindle with a swiveling spindle tip on both smooth surfaces and during centering (Switch Technology)





TECHNICAL ATTRIBUTES

#	GTIN	mm/inch	mm/inch	mm/inch	SW mm/inch	Nm/ft lb	Max. tensile force kN	Max. tension force t/US t. sh.	kg/lb	
110-01	-923753	22 - 50 7/8 - 1 15/16	50 1 15/16	45 - 55 1 3/4 - 2 3/16	10 3/8	12 8.85	5	0.5 0.55	0,265 0.584	✓
110-02	-923760	22 - 85 7/8 - 3 3/8	50 1 15/16	45 - 90 1 3/4 - 3 9/16	10 3/8	12 8.85	10	1 1.10	0,31 0.684	✓
110-1	-923777	28 - 100 1 1/8 - 3 15/16	100 3 15/16	80 - 105 3 1/8 - 4 1/8	17 11/16	35 25.82	20	2 2.20	1,18 2.602	✓
110-10	-923784	33 - 120 1 5/16 - 4 3/4	100 3 15/16	90 - 140 3 9/16 - 5 1/2	17 11/16	35 25.82	20	2 2.20	1,255 2.767	✓
110-2	-923791	42 - 165 1 5/8 - 6 1/2	150 5 7/8	100 - 190 3 15/16 - 7 1/2	19 3/4	100 73.76	50	5 5.51	2,46 5.424	✓
110-20	-923807	52 - 200 2 1/16 - 7 7/8	150 5 7/8	115 - 230 4 1/2 - 9 1/16	19 3/4	80 59.01	40	4 4.41	2,645 5.832	✓

PRODUKTDETAILS

#	GTIN	mm/inch	mm/inch	mm/inch	mm/inch	Nm/ft lb	Max. tensile force kN	Max. tension force t/US t. sh.	kg/lb	
110-3	-923814	62 - 250 2 7/16 - 9 13/16	200 7 7/8	140 - 280 5 1/2 - 11 1/32	22 7/8	120 88.51	60	6 6.61	4,88 10.760	✓
110-4	-956317	152 - 350 5 1 - 13 3/4	250 9 13/16	230 - 380 9 1/16 - 14 15/16	22 7/8	150 110.64	70	7 7.72	6,21 13.693	✓

KUKKO // *Pull forward*

SERIES 200-1 | K-200

UNIVERSAL PULLER FOR AGRICULTURE AND WORKSHOP



APPLICATION

Due to its particularly robust design, the 2-jaw universal puller "Economy" is the ideal choice for pulling operations in agriculture as well as in workshops. Thanks to the versatile, combinable set of jaws, a wide variety of components in all common sizes can be removed without damage.

Benefits

- Multifunctional application thanks to four different pairs of jaws for individual adjustment to the required reach
- Jaws can be connected via screw connection for a reach of up to 580 mm
- Optionally convertible from an external extractor to an internal extractor by reversing the jaws
- Secure placement of the spindle through a rotatable spindle tip on both smooth surfaces and centering points (Switch Technology)

STRUCTURE OF A UNIVERSAL PULLER (EXAMPLE 200-1)

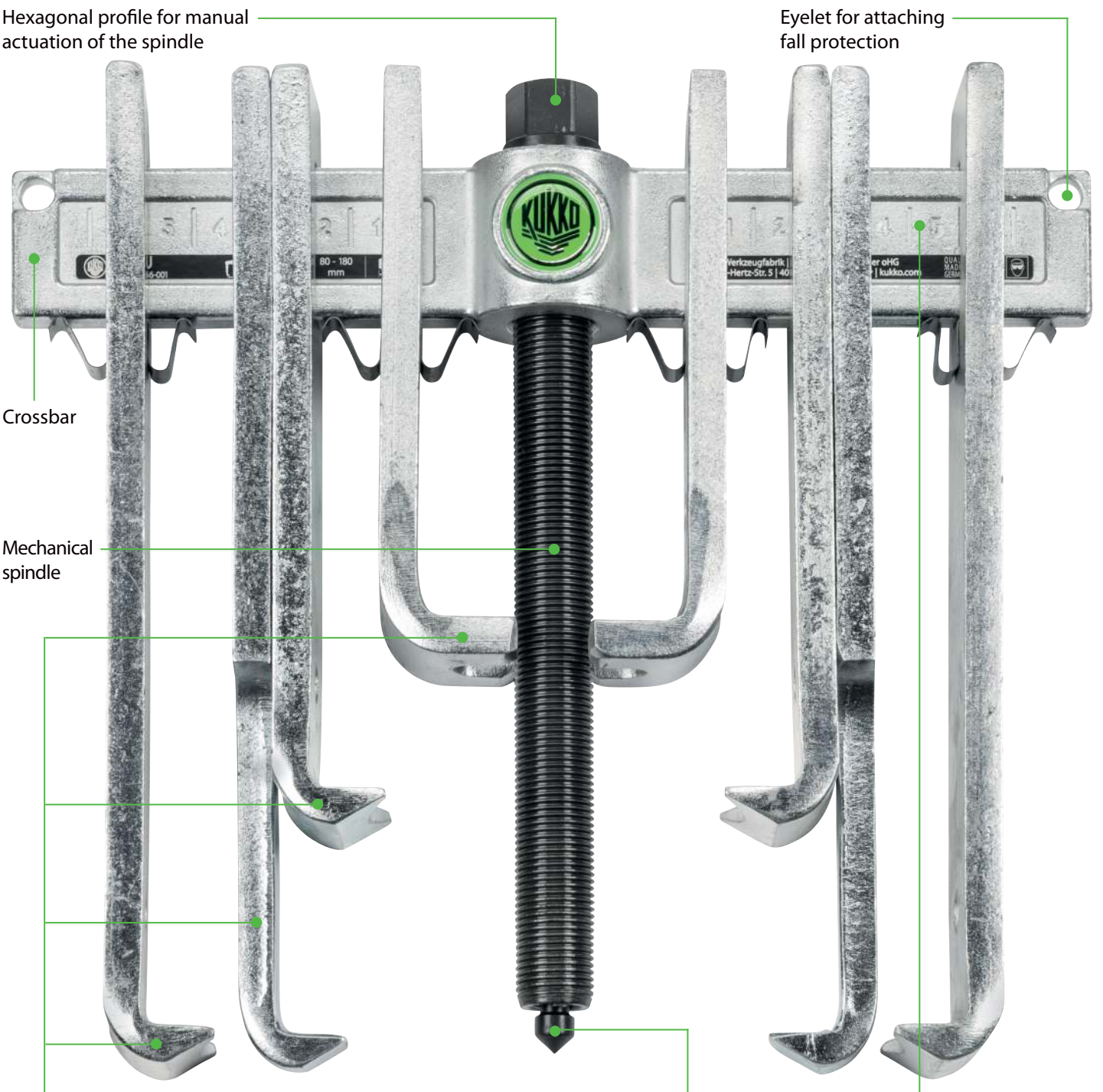

FEATURES OF THE SERIES

SERIES 200-1

2-jaw universal puller "Economy"



Due to the differently sized jaws, the 2-jaw universal puller can be individually adjusted to the required reach.

SERIES K-200

2-jaw universal puller "Economy" in Set



The 2-jaw universal puller "Economy" is also available in a robust protective and transport case.

APPLICATION EXAMPLES



The jaws are mounted on the crossbar; a scale on the cross-bar facilitates correct adjustment of the distances



The jaws can be connected to each other by a screw connection



The 2-jaw universal puller "Economy" with extended jaws for increased reach

SERIES 200-1
2-JAW UNIVERSAL PULLER "ECONOMY" WITH DIFFERENTLY SIZED PULLER JAWS IN THE SET

The 2-jaw universal puller “Economy” with a versatile combination puller jaw set is used for pulling bearings, gears, and discs in all common sizes in agriculture and workshops. It can loosen any component that is on a shaft and is freely accessible from the outside. The different lengths of the puller jaws allow the puller to be individually adjusted to the respective reach.



BENEFITS

- Multifunctional use thanks to four different pairs of jaws for individual adjustment to the respective reach
- Optional convertible from an external puller to an internal extractor by reversing the jaws.
- Secure attachment of the spindle through a rotatable spindle tip on both smooth surfaces and during centering (Switch Technology)
- Anti-slip safety (spindle neck) at the spindle head for safe working with a wrench.







TECHNICAL ATTRIBUTES

#	GTIN	mm/inch	mm/inch	mm/inch	Nm/ft lb	Max. tension force t/US t. sh.	Max. tensile force kN	kg/lb	
200-1	-025686	0 - 250 0 - 9 7/8	585 23 1/32	22 7/8	120 88.51	5 5.51	50	6,96 15.347	✓

SERIES K-200
2-JAW UNIVERSAL PULLER "ECONOMY" WITH DIFFERENTLY SIZED PULLER JAWS IN METAL CASE

The 2-jaw universal puller "Economy" with a versatile combination of puller jaw set is used for pulling bearings, gears, and discs in all common sizes in agriculture and workshops. This allows for the loosening of any component mounted on a shaft and freely accessible from the outside. With the various lengths of puller jaws, the puller can be individually adjusted to the respective reach.



BENEFITS

- Multifunctional use thanks to four different pairs of jaws for individual adjustment to the respective reach
- Pulling jaws can be connected via screw connection up to a reach depth of 580 mm.
- Optional convertible from an external puller to an internal extractor by reversing the jaws.
- Safe setting up of the spindle using a rotatable spindle tip on both smooth surfaces and during centering (Switch Technology)
- Anti-slip safety (spindle neck) at the spindle head for safe working with a wrench.





TECHNICAL ATTRIBUTES

#	GTIN	mm/inch	mm/inch	mm/inch	kN	t/US t. sh.	kg/lb	Consists of	
K-200-1	-670756	0 - 250 0 - 9 7/8	585 7 1/8	22 7/8	50	5 5.51	8,92 19.669	200-1	✓

SERIES 41 | 42

PULLERS WITH SWIVELING JAWS



APPLICATION

The universal pullers of series 41 and 42 are suitable for non-destructive removal of various components (such as gears, ball bearings, pulleys, etc.). The swiveling jaws guarantee maximum freedom of movement for individual adjustment to the desired spread and reach, thus enabling pulling even in confined spaces.

Benefits

- Swiveling jaws allow work in extremely tight spaces while individually adjusting spread and reach
- Secure spindle placement thanks to the rotating spindle tip on both smooth surfaces and centering points (from size 41-3 onward)
- Integrated, freely moving pin on the T-handle ensures manual spindle drive in the tightest spaces (up to size 41-2)
- 3-jaw design ensures even force distribution and enables higher extraction forces (series 41-B and 42-B)

CONSTRUCTION OF A UNIVERSAL PULLER USING EXAMPLE 41-3

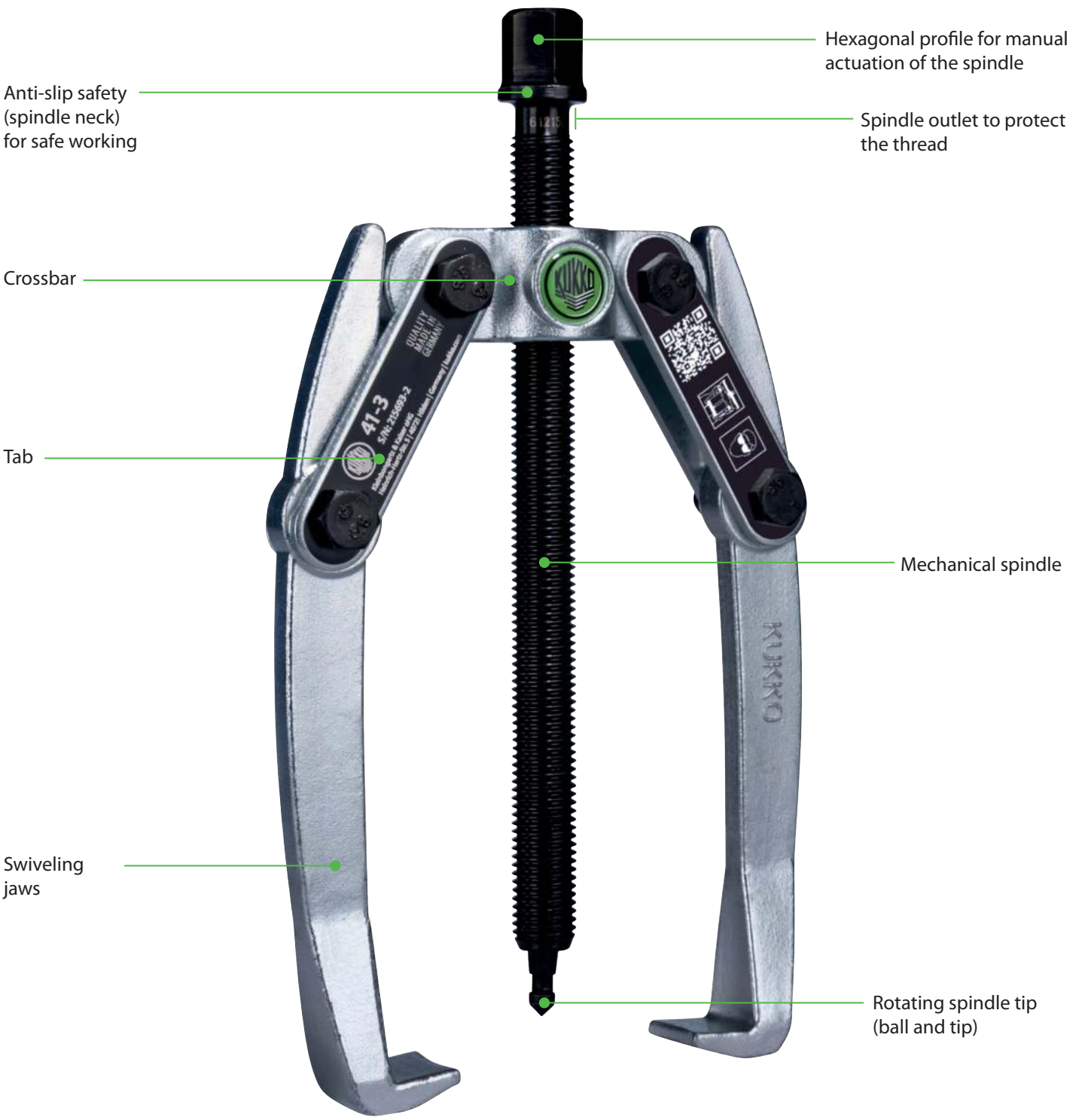

BESONDERHEITEN DER SERIESN

SERIES 41

2-armiger Universal-Abzieher mit T-Griff



41-2

Der 2-armige Universal-Abzieher mit frei beweglichem Pin am T-Griff eignet sich für Abziehvorgänge auf engstem Raum. Beim filigranen, manuellen Bedienen der Spindel wird genau diejenige Kraft erzeugt, die zum Abziehen benötigt wird.

SERIES 41

2-armiger Universal-Abzieher mit Sechskant



41-3

Die SERIES 41 eignet sich aufgrund der 2-Armigkeit für Abziehvorgänge bei eingeschränkten Umgebungsverhältnissen. Der Sechskant am Spindelkopf ermöglicht eine maximale Kraftübertragung.

SERIES 41-B

2-armiger Universal-Abzieher mit Hydraulikspindel



41-5-B

Die Hydraulikspindel garantiert ein leichtes und kontrolliertes Abziehen von besonders festsitzenden Bauteilen mit minimalem Kraftaufwand.

SERIES 42

3-armiger Universal-Abzieher mit T-Griff



42-2

Der Benefit der SERIES 42 ist die 3-Armigkeit, wodurch eine besonders gleichmäßige Kraftverteilung ermöglicht wird. Dies sorgt für noch höhere Abziehkräfte.

SERIES 42

2-armiger Universal-Abzieher mit Sechskant



42-3

Neben dem Vorteil der 3-Armigkeit verfügt der Abzieher über eine duale Spindelspitze, die ein Bearbeiten unterschiedlichster Oberflächen ermöglicht.

SERIES 42-B

2-armiger Universal-Abzieher mit Hydraulikspindel



42-5-B

Die SERIES 42-B garantiert dank der 3-Armigkeit eine gleichmäßigere Kraftverteilung sowie ein müheloses Abziehen von besonders festsitzenden Bauteilen mittels der Hydraulik.

ANWENDUNGSBEISPIELE



Abziehen eines Pumprads von einer Wasserpumpe am Auto mit dem 41-2



Demontage einer Umlenkrolle von einem Maschinenbauteil mit dem 42-3



Kugellager-Demontage von einem Antriebswellenflansch mit Hydraulikspindel



Abziehen eines kleinen Kugellagers von einer E-Motor-Welle mit dem 41-0

SERIES 41
2-JAW UNIVERSAL PULLER WITH SWIVELING JAWS



The 2-jaw universal puller with swiveling jaws is used for pulling bearings, gears, and discs. The swiveling jaws also allow for individual adjustment to the respective span and depth even in restricted environmental conditions.

BENEFITS

- Swiveling puller jaws allow for work in tight spaces while simultaneously providing individual adjustment for spread and reach.
- Anti-slip safety (spindle neck) at the spindle head for safe work with wrench
- Spindle outlet for thread protection
- Safe setup of the spindle via a rotatable spindle tip on both smooth surfaces and during centering (Switch Technology) (applies from size 41-3).
- Integrated, freely movable T-handle guarantees manual spindle drive in the tightest spaces (applies only to sizes 41-1 and 41-2)





TECHNICAL ATTRIBUTES

#	GTIN	mm/inch	mm/inch	SW mm/inch	Nm/ft lb	Max. tensile force kN	Max. tension force t/US t. sh.	kg/lb	
41-0	-362859	0 - 60 1/2 - 2 3/8	40 1 5/8	13 1/2	25 18.44	10	1 1.10	0,25 0.551	✓
41-1	-015038	0 - 65 1/2 - 2 5/8	65 2 5/8	T-handle	0.00	10	1 1.10	0,22 0.485	✓
41-2	-015113	0 - 80 1/2 - 3 3/16	80 3 3/16	T-handle	0.00	15	1.5 1.65	0,25 0.551	✓
41-3	-787829	0 - 90 5/8 - 4	120 4 3/4	13 1/2	40 29.50	30	3 3.31	0,66 1.455	✓
41-4	-836268	0 - 130 3/4 - 5 1/8	160 6 3/8	17 11/16	85 62.70	50	5 5.51	1,38 3.043	✓
41-5	-836343	0 - 180 1 1/32 - 7 1/8	200 7 7/8	22 7/8	150 110.64	70	7 7.72	3,28 7.232	✓

SERIES 41-B
2- AND 3-JAW UNIVERSAL PULLERS WITH SWIVELING JAWS



The 2-jaw and 3-jaw universal pullers with swiveling puller jaws are used for removing bearings, gears, and discs in all common sizes for craftsmanship, workshops, and industry. This allows for the loosening of any component that sits on a shaft and is freely accessible from the outside. The swiveling puller arms also ensure maximum freedom of movement for individual adaptation to the respective spread and reach, even in restricted working conditions.

BENEFITS

- Swiveling jaws allow for operation in the tightest spaces while simultaneously providing individual adjustment to the spread and depth.
- The hydraulic spindle guarantees easy and controlled removal of particularly tight-fitting parts with minimal effort.
- In limited spatial conditions that require direct access to the component, the mechanical spindle can be used.
- The mechanical spindle features a rotatable spindle tip for safe placement on smooth surfaces and during centering.
- Anti-slip safety (spindle neck) at the spindle head for safe working with wrench.

TECHNICAL ATTRIBUTES

#	GTIN	mm/inch	mm/inch	Nm/ft lb	Max. tensile force kN	Max. tension force t/US t. sh.	kg/lb	
41-5-B	-887345	0 - 180 1 1/32 - 7 1/8	200 7 7/8	15 11.06	100	10 11.02	4,875 10.749	✓

SERIES 42
3-JAW UNIVERSAL PULLER WITH SWIVELING JAWS

The 3-jaw universal puller with swiveling puller jaws is used for pulling bearings, gears, and disks in all common sizes. It allows for loosening externally accessible parts. The swiveling puller jaws can be adjusted to the spread and reach.



BENEFITS

- Swiveling puller jaws allow for work in tight spaces while simultaneously providing individual adjustment for spread and reach.
- 3-jaw provides an even distribution of force and allows for greater pulling forces.
- Spindle outlet for thread protection
- Spindle outlet to protect the thread
- Secure installation of the spindle through a rotatable spindle tip on both smooth surfaces and during centering (Switch Technology) (applies from size 42-3)





TECHNICAL ATTRIBUTES

#	GTIN	mm/inch	mm/inch	SW mm/inch	Nm/ft lb	Max. tensile force kN	Max. tension force t/US t. sh.	kg/lb	
42-0	-362026	0 - 60 1/2 - 2 3/8	40 1 5/8	13 1/2	25 18.44	15	1.5 1.65	0,27 0.595	✓
42-1	-015298	0 - 65 1/2 - 2 5/8	65 2 5/8		0.00	15	1.5 1.65	0,295 0.650	✓
42-2	-015373	0 - 80 1/2 - 3 3/16	80 3 3/16		0.00	15	1.5 1.65	0,33 0.728	✓
42-3	-787904	0 - 90 5/8 - 4	120 4 3/4	13 1/2	40 29.50	30	3 3.31	0,87 1.918	✓
42-4	-836428	0 - 130 3/4 - 5 1/8	160 6 3/8	17 11/16	85 62.70	50	5 5.51	2,8 6.174	✓
42-5	-836596	0 - 180 1 1/32 - 7 1/8	200 7 7/8	22 7/8	150 110.64	70	7 7.72	4,295 9.470	✓

SERIES 42-B
2- AND 3-JAW UNIVERSAL PULLERS WITH SWIVELING JAWS





The 2-jaw and 3-jaw universal pullers with swiveling puller jaws are used for removing bearings, gears, and discs in all common sizes for craftsmanship, workshops, and industry. This allows for the loosening of any component that sits on a shaft and is freely accessible from the outside. The swiveling puller arms also ensure maximum freedom of movement for individual adaptation to the respective spread and reach, even in restricted working conditions.

BENEFITS

- Swiveling jaws allow for operation in the tightest spaces while simultaneously providing individual adjustment to the spread and depth.
- The hydraulic spindle guarantees easy and controlled removal of particularly tight-fitting parts with minimal effort.
- In limited spatial conditions that require direct access to the component, the mechanical spindle can be used.
- The mechanical spindle features a rotatable spindle tip for secure placement on smooth surfaces and during centering.
- 3-jaw ensures an even force distribution and allows for greater pulling forces

TECHNICAL ATTRIBUTES

#	GTIN	mm/inch	mm/inch	Nm/ft lb	Max. tensile force kN	Max. tension force t/US t. sh.	kg/lb	
42-5-B	-887352	0 - 180 1 1/32 - 7 1/8	200 7 7/8	15 11.06	100	10 11.02	5,695 12.557	✓

SERIES 46 | 47

HEAVY-DUTY PULLERS WITH SWIVELING JAWS AND COMBI-CROSSBAR



APPLICATION

There are pulling processes where it is necessary to pull in confined spaces. To still be able to grip installed parts, the heavy-duty Pullers of Series 46 and 47 are equipped with swiveling jaws. These guarantee maximum freedom of movement for individual adjustment to the desired spread and reach.

Benefits

- Swiveling jaws allow you to work in very tight spaces while simultaneously adapting individually to the spread and reach
- The combi-crossbar can be used as both a 2-jaw and a 3-jaw
- Anti-slip safety (spindle neck) on the spindle head for safe working with a wrench
- Spindle run-out to protect the thread
- 3-jaw design provides an even force distribution and enables higher extraction forces (Series 47)

CONSTRUCTION

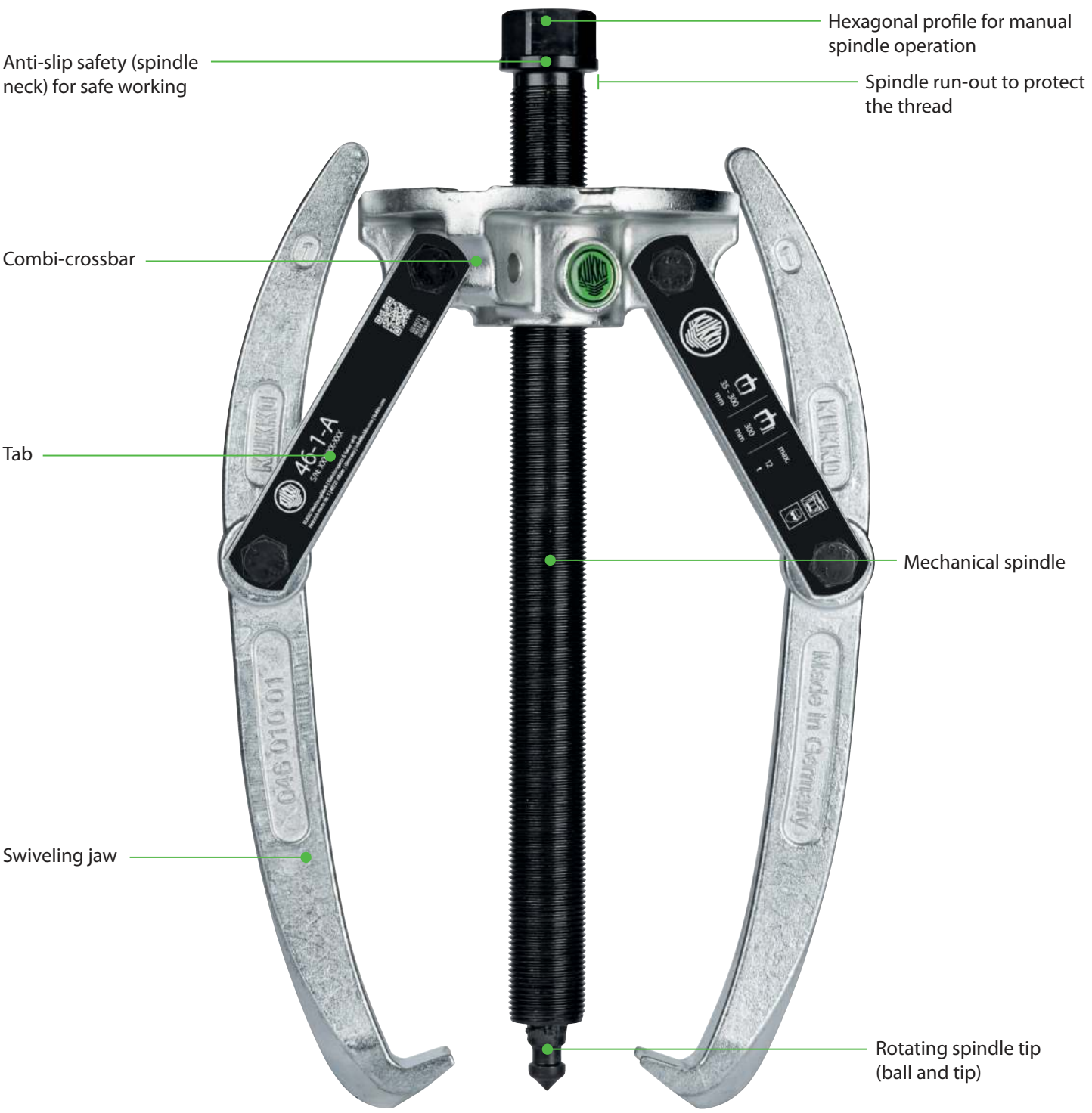

FEATURES OF THE SERIES

SERIES 46



Series 46 is suitable for pulling operations in confined environment conditions. The swiveling jaws guarantee precise adjustment of the required spread and reach.

SERIES 47



Series 47 is also used under confined environment conditions. Thanks to the 3-jaw design, force distribution is even further improved.

SERIES 46-B



Series 46-B is recommended for pulling operations in confined environment conditions, where a medium tension force of 15 t can be achieved with little effort.

SERIES 47-B



Series 47-B is used in tight spaces and offers all the advantages of hydraulics and the 3-jaw design.

COMBI-CROSSBAR – FROM 2 TO 3

SERIES 46

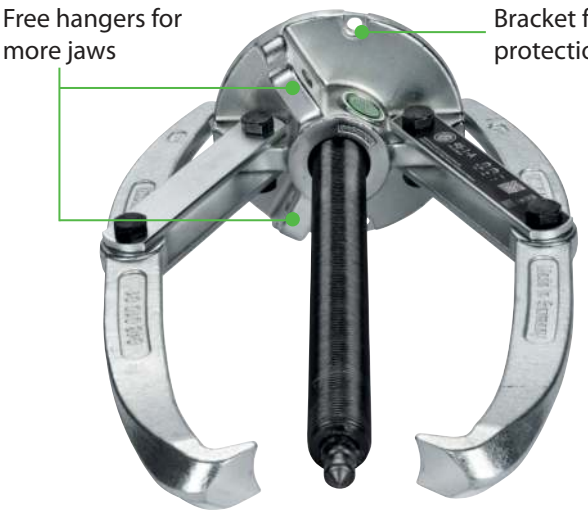

SERIES 47

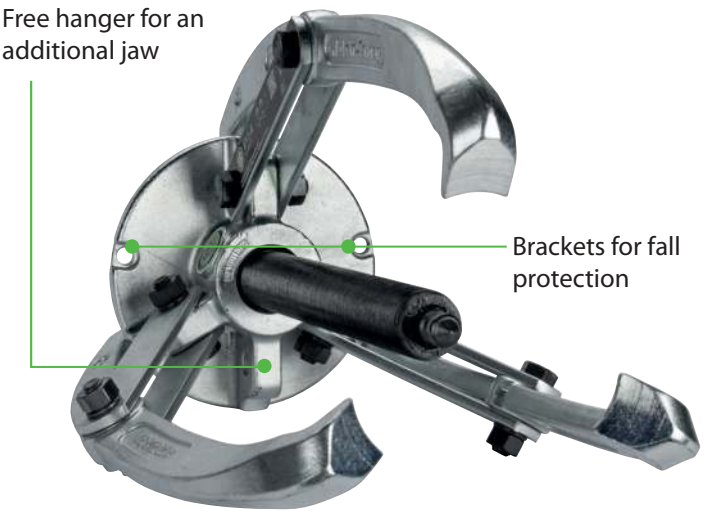

The combi-crossbar offers the advantage that it can be used as both a 2-jaw and a 3-jaw. Depending on the installation situation, the puller can be converted in just a few simple steps. Another special feature of the combi-crossbar are the brackets for the fall protection (Series 660).

APPLICATION EXAMPLE



Pulling a gearwheel with the 47-1-A

SERIES 46
HEAVY, 2-JAW UNIVERSAL PULLER WITH SWIVELING PULLER JAWS AND COMBINATION CROSSBAR

The heavy, 2-jaw universal puller with swiveling puller jaws and a combination crossbar is used to pull large bearings, gears, and discs in all common sizes. This allows for the removal of any component that sits on a shaft and is freely accessible from the outside.

BENEFITS

- Swiveling jaws allow for operation in the tightest spaces while simultaneously providing individual adjustment to the spread and depth.
- The crossbar can be used in both 2-jaw and 3-jaw versions.
- Anti-slip safety (spindle neck) at spindle head for safe working with wrench.
- Spindle outlet to protect the thread







TECHNICAL ATTRIBUTES

#	GTIN	mm/inch	mm/inch	SW mm/inch	Nm/ft lb	Max. tensile force kN	Max. tension force t/US t. sh.	kg/lb	
46-1-A	-016936	0 - 300 1 3/8 - 11 7/8	300 11 7/8	36 1 7/16	450 331.92	120	12 13.23	1,125 2.481	✓
46-2-A	-017193	0 - 500 1 3/8 - 19 3/4	450 17 3/4	36 1 7/16	450 331.92	120	12 13.23	12,235 26.978	✓

SERIES 46-B
HEAVY, 2-JAW UNIVERSAL PULLER WITH SWIVELING PULLER JAWS, COMBINATION CROSSBAR, AND HYDRAULIC SPINDLE



The heavy, 2-jaw universal puller with swiveling puller jaws, combination crossbar, and hydraulic spindle is used for pulling large, particularly tightly seated components. The hydraulic spindle achieves an average pulling force of up to 15 t. The swiveling puller jaws ensure maximum freedom of movement even in restricted environmental conditions. Thanks to the combination crossbar, the puller can be used as both a 2-jaw and 3-jaw tool.

BENEFITS

- Swiveling jaws allow for operation in the tightest spaces while simultaneously providing individual adjustment to the spread and depth.
- The crossbar can be used as both a 2-jaw and a 3-jaw.
- Hydraulic spindle ensures easy and controlled removal of particularly tight-fitting parts with minimal effort.
- In limited space conditions that require direct access to the component, the mechanical spindle can be used.
- The mechanical spindle has a rotatable spindle tip for secure placement on smooth surfaces and centering.

TECHNICAL ATTRIBUTES

#	GTIN	mm/inch	mm/inch	Nm/ft lb	Max. tensile force kN	Max. tension force t/US t. sh.	kg/lb	
46-1-B	-017018	0 - 300 1 3/8 - 11 7/8	300 11 7/8	450 331.92	150	15 16.53	19,22 42.380	✓
46-2-B	-017278	0 - 500 1 3/8 - 19 3/4	450 17 3/4	450 331.92	150	15 16.53	16 35.280	✓

SERIES 47
HEAVY 3-JAW UNIVERSAL PULLER WITH SWIVELING PULLER JAWS AND COMBINATION CROSSBAR



The heavy 3-jaw universal puller with swiveling jaws and combination crossbar is used for pulling large bearings, gears, and discs in all common sizes. This allows for the removal of any component that sits on a shaft and is freely accessible from the outside.

BENEFITS

- Swiveling jaws allow for operation in the tightest spaces while simultaneously providing individual adjustment to the spread and depth.
- The crossbar can be used as both a 2-jaw and a 3-jaw.
- 3-jaw ensures an even force distribution and allows for greater pulling forces.
- Anti-slip safety (spindle neck) for safe working with wrench
- Spindle outlet for protecting the thread





TECHNICAL ATTRIBUTES

#	GTIN	mm/inch	mm/inch	mm/inch	Nm/ft lb	Max. tensile force kN	Max. tension force t/US t. sh.	kg/lb	
47-1-A	-017681	0 - 300 1 3/8 - 11 7/8	300 11 7/8	36 1 7/16	450 331.92	120	12 13.23	12,25 27.011	✓
47-2-A	-017841	0 - 500 1 3/8 - 19 3/4	450 17 3/4	36 1 7/16	450 331.92	120	12 13.23	14,68 32.369	✓

SERIES 47-B
HEAVY 3-JAW UNIVERSAL PULLER WITH SWIVELING JAWS, COMBINATION CROSSBAR, AND HYDRAULIC SPINDLE



The heavy, 3-jaw universal puller with swiveling jaws, combo crossbar, and hydraulic spindle is used for pulling large, particularly seized components. The hydraulic spindle achieves an average pulling force of up to 15 tons. The swiveling jaws also ensure maximum freedom of movement even in restricted environmental conditions. Thanks to the combo crossbar, the puller can be used as both a 2-jaw and a 3-jaw tool.

BENEFITS

- Swiveling jaws allow for operation in the tightest spaces while simultaneously providing individual adjustment to the spread and depth.
- The crossbar can be used as both a 2-jaw and a 3-jaw.
- 3-jaw ensures an even force distribution and allows for greater pulling forces.
- Fat hydraulic spindle guarantees easy and controlled removal of particularly stubborn parts with minimal effort.
- In confined spaces that require direct access to the component, the mechanical spindle can be used.

TECHNICAL ATTRIBUTES

#	GTIN	mm/inch	mm/inch	Nm/ft lb	Max. tensile force kN	Max. tension force t/US t. sh.	kg/lb	
47-1-B	-017766	0 - 300 1 3/8 - 11 7/8	300 11 7/8	45 33.19	150	15 16.53	20,92 46.129	✓
47-2-B	-017926	0 - 500 1 3/8 - 19 3/4	450 17 3/4	45 33.19	150	15 16.53	20,14 44.409	✓

KUKKO // *Pull forward*

SERIES 201 | 202 | 203

PULLER



APPLICATION

The 2-jaw and 3-jaw pullers are equipped with oscillating and reversible jaws that are used for centric pulling of bearings, gears and discs in all common sizes for craftsmen, workshops and industry. This allows any component mounted on a shaft and freely accessible from the outside to be removed. The oscillating jaws with adjustable reach guarantee maximum flexibility and can be used on both sides. The shape of the claw differs depending on the design.

Benefits

- Adjustable and 180° rotatable jaws for individual adjustment of the reach
- Oscillating jaws offer a variety of adjustment options
- Jaws with different claw shapes for flexible operation
- Claw end with slot provides support for a screw for additional assistance during pulling
- 3-jaw design ensures even force distribution and allows for greater pulling forces (series 202 and 203)
- Thanks to the crossbar, the puller can be used for 2-jaw and 3-jaw pulling (series 203)

CONSTRUCTION OF A PULLER USING THE 201-2 AS AN EXAMPLE

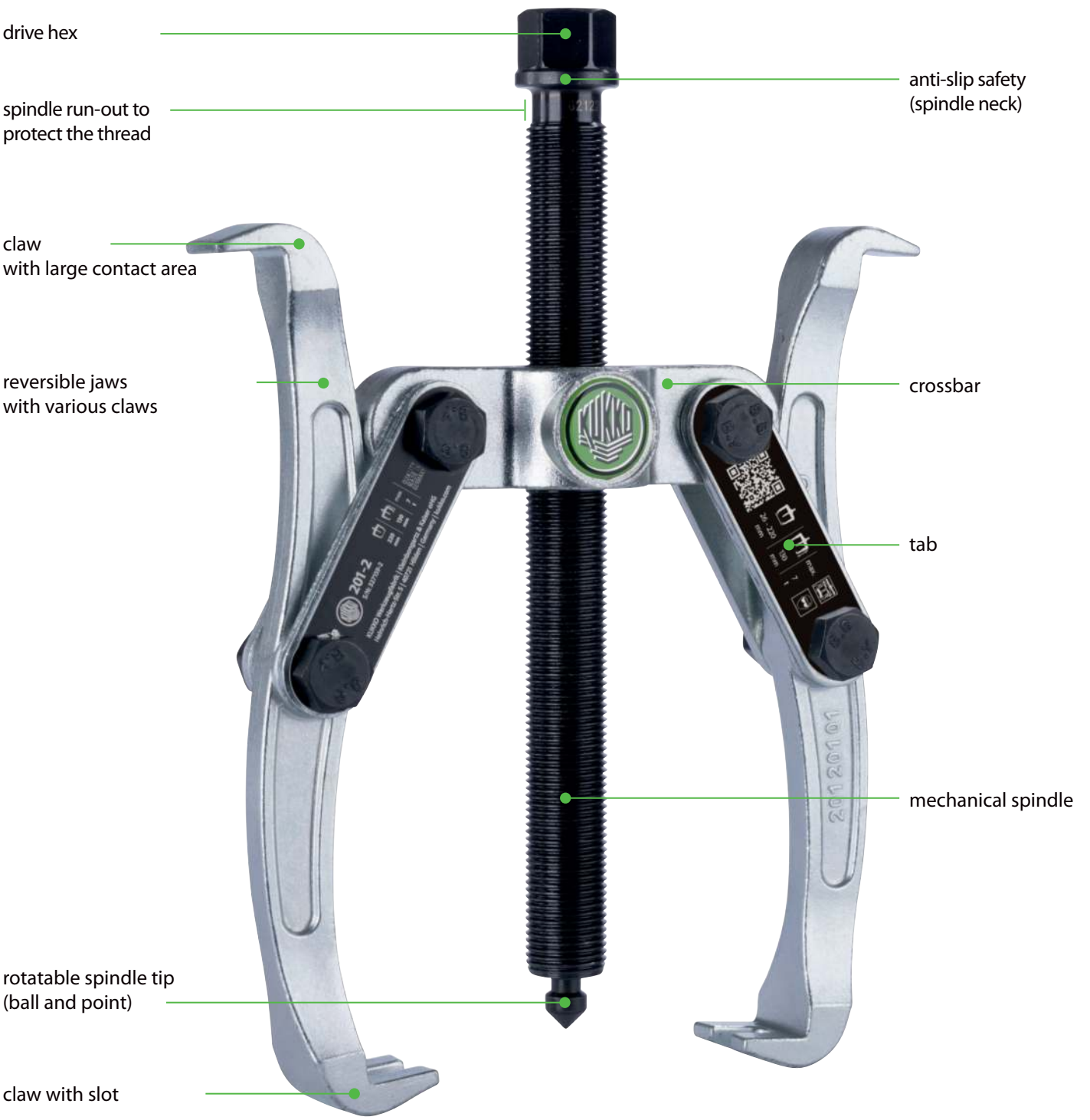

SPECIAL FEATURES OF THE SERIES

SERIES 201

2-jaw puller with oscillating and reversible jaws



201-1

The series 201 is suitable for pulling operations in confined spaces. The oscillating and reversible jaws guarantee various setting options for the jaws.

SERIES 202

3-jaw puller with oscillating and reversible jaws



202-2

The benefit of series 202 is the 3-jaw design, which enables particularly even force distribution. This allows for even higher pulling forces.

SERIES 203

3-jaw puller with oscillating and reversible jaws and crossbar



203-4

The special feature of series 203 is the crossbar, which allows the puller to be used for both 2-jaw and 3-jaw pulling.

CROSSBAR AND REVERSIBLE CLAWS



Crossbar with 3 claws



Crossbar with 2 claws

The pullers of series 203 have a crossbar, which is used for both 2-jaw and 3-jaw pulling operations.



The reversible jaws and different claw shapes guarantee maximum flexibility when pulling.

APPLICATION EXAMPLES



The oscillating jaws of series 201, 202 and 203 can be perfectly applied to the part to be pulled.



The multiple holes in the jaws allow quick adjustment to the desired reach.



3-jaw puller with crossbar when removing a gear from an electric motor.



Thanks to the crossbar, the 203-0 can also be used for 2-jaw pulling after a quick conversion.

SERIES 201
2-JAW TAB PULLER WITH OSCILLATING, REVERSIBLE PULLER JAWS



The 2-jaw puller with oscillating and reversible jaws is used for centric pulling of bearings, gears, and discs in all common sizes for craft, workshop, and industry. This allows for the loosening of any component that sits on a shaft and is freely accessible from the outside. The oscillating jaws with adjustable reach are applicable on both sides. Depending on the design, the claw shape varies.

BENEFITS

- Adjustable and 180° rotatable puller jaws for individual adjustment of the reach.
- Oscillating puller jaws offer versatile adjustment options
- Puller jaws with different claw shapes for flexible working
- Claw end with slot provides support for screw for additional support when pulling off
- Safe mounting of the spindle via a rotatable spindle tip on both smooth surfaces and during centering (Switch Technology)







TECHNICAL ATTRIBUTES

#	GTIN	mm/inch	mm/inch	mm/inch	Nm/ft lb	Claw end with slit	Max. tensile force kN	Max. tension force t/US t. sh.	kg/lb	
201-0	-026423	0 - 100 5/8 - 3 7/8	75 3	13 1/2	25 18.44	No	15	1.5 1.65	0,43 0.948	✓
201-1	-026591	0 - 150 3/4 - 5 7/8	85 3 3/8	17 11/16	75 55.32	No	50	5 5.51	0,86 1.896	✓
201-2	-026676	0 - 220 1 1/32 - 8 5/8	130 5 1/8	22 7/8	150 110.64	Yes	70	7 7.72	2,44 5.380	✓
201-3	-026751	0 - 300 1 1/2 - 11 7/8	260 10 1/4	27 1 1/16	250 184.40	Yes	100	10 11.02	5,28 11.642	✓
201-4	-026836	0 - 380 1 1/2 - 15	300 11 7/8	27 1 1/16	250 184.40	No	100	10 11.02	5,62 12.392	✓

SERIES 202
3-JAW PULLER WITH OSCILLATING, REVERSIBLE JAWS





The 3-jaw puller with oscillating and reversible jaws is used for centralized extraction of bearings, gears, and discs in all common sizes for crafts, workshops, and industry. This allows the loosening of any component that sits on a shaft and is freely accessible from the outside. The oscillating jaws with adjustable reach can be applied on both sides. Depending on the design, the claw shape varies. The 3-jawed design ensures even load distribution and a particularly safe grip on the part being extracted.

BENEFITS

- Adjustable and 180° rotatable puller jaws for individual adjustment of the reach.
- Oscillating puller jaws offer a variety of adjustment options
- Pulling jaws with different claw shapes for flexible working.
- Claw end with slot provides support for screw for additional support when pulling off
- 3-jaw design ensures an even distribution of force and allows for greater pulling forces.

TECHNICAL ATTRIBUTES

#	GTIN	mm/inch	mm/inch	SW mm/inch	Nm/ft lb	Claw end with slit	Max. tensile force kN	Max. tension force t/US t. sh.	kg/lb	
202-0	-027093	0 - 100 5/8 - 3 7/8	75 3	13 1/2	25 18.44	No	15	1.5 1.65	0,59 1.301	✓
202-1	-027178	0 - 150 3/4 - 5 7/8	85 3 3/8	17 11/16	75 55.32	No	50	5 5.51	1,17 2.580	✓
202-2	-027253	0 - 220 1 1/32 - 8 5/8	130 5 1/8	22 7/8	150 110.64	Yes	70	7 7.72	2,98 6.571	✓
202-3	-027338	0 - 300 1 3/16 - 11 7/8	260 10 1/4	27 1 1/16	250 184.40	Yes	100	10 11.02	6,775 14.939	✓

PRODUKTDETAILS

#	GTIN	mm/inch	mm/inch	mm/inch	Nm/ft lb	Claw end with slit	Max. tensile force kN	Max. tension force t/US t. sh.	kg/lb	
202-4	-027413	0 - 380 1 3/16 - 15	300 11 7/8	27 1 1/16	250 184.40	No	100	10 11.02	7,135 15.733	✓

SERIES 203
3-JAW PULLER WITH OSCILLATING, REVERSIBLE PULLER JAWS AND COMBINATION CROSSBAR



The 2-jaw and 3-jaw puller with combination crossbar features oscillating and reversible jaws and is used for concentric extraction of bearings, gears, and discs. This allows for loosening any component that sits on a shaft and is freely accessible from the outside.

BENEFITS

- Thanks to the combination crossbar, the puller can be used for 2-jaw and 3-jaw pulling.
- Adjustable and 180° rotatable puller jaws for individual adaptation of the reach.
- Oscillating jaws offer a variety of adjustment options.
- Pulling arms with different jaw shapes for flexible working.
- Claw end with slot provides support for screw for additional support when pulling off





TECHNICAL ATTRIBUTES

#	GTIN	mm/ inch	mm/inch	SW mm/inch	Nm/ft lb	Claw end with slit	Max. tensile force kN	Max. tension force t/US t. sh.	kg/lb	Included in the set	✓
203-0	-027666	0 - 120 5/8 - 4 3/4	75 3	13 1/2	25 18.44	No	15	1.5 1.65	0,66 1.455	-	✓
203-1	-027741	0 - 180 3/4 - 7 1/8	85 3 3/8	17 11/16	75 55.32	No	50	5 5.51	1,26 2.778	224-678	✓
203-2	-027826	0 - 280 1 1/32 - 11 1/32	130 5 1/8	22 7/8	150 110.64	Yes	70	7 7.72	3,1 6.836	224-677, 224-678	✓
203-3	-027901	0 - 350 1 1/2 - 13 3/4	260 10 1/4	27 1 1/16	250 184.40	Yes	100	10 11.02	6,86 15.126	-	✓

PRODUKTDETAILS

#	GTIN	mm/ inch	mm/inch	mm/inch	Nm/ft lb	Claw end with slit	Max. tensile force kN	Max. tension force t/US t. sh.	kg/lb	Included in the set	
203-4	-028083	0 - 400 1 1/2 - 15 3/4	300 11 7/8	27 1 1/16	250 184.40	No	100	10 11.02	7,225 15.931	-	✓

SERIES 201-F
NON-SPARKING PULLER





The 2-jaw, non-sparking tab pullers with oscillating and reversible jaws of series 201-F are used for centrally pulling components. Due to their manufacture from high-quality special alloys such as copper-beryllium or aluminum-bronze, non-sparking pullers are particularly suitable for use in explosive areas. The oscillating jaws with adjustable reach are usable on both sides, providing maximum flexibility when pulling.

BENEFITS

- Safe application in explosive areas (ATEX zones)
- Adjustable and 180° rotatable jaws for individual adjustment of the reach
- Oscillating puller jaws offer a variety of adjustment options.
- Anti-slip safety (spindle neck) for safe working with wrench
- Spindle outlet for thread protection

TECHNICAL ATTRIBUTES

#	GTIN		mm/ inch	mm/inch	mm/inch	Nm/ft lb	Claw end with slit	Max. tensile force kN	Max. tension force t/US t. sh.	kg/lb	
201-1-F	-010873	Yes	0 - 150 0 - 5 7/8	85 3 3/8	17 11/16	75 55.32	No	50	1.5 1.65	6,775 14.939	✓
201-2-F	-010897	Yes	0 - 220 0 - 8 11/16	130 5 1/8	22 7/8	150 110.64	Yes	70	7 7.72	2,45 5.402	✓

SERIES 202-F
NON-SPARKING PULLER





The 3-jaw, non-sparking pullers with oscillating and reversible jaws of series 201-F are used for the centric pulling of components. Due to their manufacture from high-quality special alloys such as copper-beryllium or aluminum-bronze, non-sparking pullers are particularly suitable for use in explosive environments. The oscillating jaws with adjustable reach can be used on both sides, offering maximum flexibility during pulling.

BENEFITS

- Safe application in explosive areas (ATEX zones)
- Adjustable and 180° rotatable jaws for individual adjustment of the reach
- Oscillating puller jaws offer a variety of adjustment options.
- Anti-slip safety (spindle neck) for safe working with wrench
- Spindle outlet for thread protection

TECHNICAL ATTRIBUTES

#	GTIN		mm/ inch	mm/inch	SW mm/inch	Nm/ft lb	Claw end with slit	Max. tensile force kN	Max. tension force t/US t. sh.	kg/lb	
202-1-F	-010880	Yes	0 - 150 0 - 5 7/8	85 3 3/8	17 11/16	75 55.32	No	50	3 3.31	6,775 14.939	✓
202-2-F	-024603	Yes	0 - 220 0 - 8 11/16	130 5 1/8	22 7/8	150 110.64	Yes	70	7 7.72	2,99 6.593	✓

KUKKO // *Pull forward*

SERIES 205 | 206 | 207 | Y205 | Y206 | Y208 | GOLIATH

HEAVY-DUTY PULLERS



APPLICATION

The heavy-duty pullers are equipped with oscillating jaws. The advantage of these swinging jaws is that they can be adapted to a wide variety of installation situations—even in confined spaces. This guarantees maximum freedom of movement for individual adjustment to the desired spread. In addition, the reach can be individually adjusted via hangers on the jaws.

Benefits

- Adjustable jaws for individual adjustment of reach
- Oscillating jaws offer a variety of adjustment options
- Jaws with different claw shapes for flexible operation
- Claw end with slot provides support for screw for additional assistance when pulling
- Thanks to the combination crossbar, the puller can be used for 2-jaw and 3-jaw pulling (series 207)
- 3-jaw design ensures even force distribution and enables higher pulling forces (series 206 and 207)

CONSTRUCTION OF A PULLER



FEATURES OF THE SERIES

SERIES 205

2-jaw pullers



205-00

Series 205 is suitable for pulling operations in restricted environments. The oscillating and height-adjustable jaws guarantee precise setting of the required spread and reach.

SERIES 206

3-jaw pullers



206-01

The benefit of series 206 is the 3-jaw design, which allows for particularly even force distribution. This enables even higher pulling forces.

SERIES 207

3-jaw pullers with combination crossbar



207-1

The distinguishing feature of series 207 is the combination crossbar, which allows the puller to be used for both 2-jaw and 3-jaw pulling.

SERIES 205-B

2-jaw hydraulic pullers



205-1-B

SERIES 206-B

3-jaw hydraulic pullers



206-02-B

SERIES 207-B

3-jaw hydraulic pullers with combination crossbar



207-1-B

The pullers are also available with a hydraulic spindle, achieving a tension force of up to 15 t. The hydraulic spindle guarantees easy and controlled removal of especially tight-fitting components with minimal effort.

APPLICATION EXAMPLES



Removing a transmission gear using the 205-01



Removing a ball bearing from a gear shaft using the hydraulic puller 206-1-B



Pulling a ball bearing using the heavy-duty puller 207-02



Pulling a gear using the heavy-duty puller 207-2

PULLERS WITH PUMP HYDRAULICS

Whenever manual force reaches its limits, hydraulics provide maximum force transmission. Hydraulic pullers are capable of solving even the most extreme pulling problems. For this purpose, the puller is combined with a hollow piston cylinder or a hydraulic pressure cylinder.

FEATURES OF THE SERIES

SERIES Y-205

Hydraulic 2-jaw puller



Y28-205

The hydraulic 2-jaw puller with adjustable reach and hydraulic hollow piston cylinder for pump drive is used for pulling especially large and tight-fitting bearings, gears, and discs of all common sizes. The hydraulic hollow piston cylinder delivers high tension force. The oscillating jaws adapt to any installation situation and are universally applicable thanks to the adjustable reach.

SERIES Y-206

Hydraulic 2- and 3-jaw puller



Y28-206

The hydraulic 2- and 3-jaw puller with adjustable reach and hydraulic hollow piston cylinder for pump drive is used for pulling especially large and tight-fitting bearings, gears, and discs of all common sizes. The hydraulic hollow piston cylinder delivers high tension force. The oscillating jaws adapt to any installation situation and are universally applicable thanks to the adjustable reach. The 3-jaw design ensures even load distribution and therefore a particularly secure grip.

SERIES Y-208

Hydraulic 3-jaw combination puller



Y18-208

The hydraulic 3-jaw puller with adjustable reach, hydraulic pressure cylinder for pump drive, and combination crossbar is used for pulling especially large and tight-fitting bearings, gears, and discs of all common sizes. The hydraulic pressure cylinder delivers high tension force. The oscillating jaws adapt to any installation situation and are universally applicable thanks to the adjustable reach. Thanks to the combination crossbar, the puller can be used as either a 2-jaw or 3-jaw device.

APPLICATION IMAGE



The hydraulic puller Y28-205 was mounted on the pulley and is ready for use

MOBILE HYDRAULIC PULLER "GOLIATH"

The mobile hydraulic puller "GOLIATH" is used for pulling large bearings, gears, and similar components in the heavy industry, railways, power plants, and other applications. With a pulling force of up to 50 t, the hydraulic puller is the ideal solution for truly large pulling jobs. The puller can be used as either a 2-jaw or 3-jaw device.

Benefits

- Hydraulics guarantee easy and controlled removal of particularly large and tight-fitting parts with minimal effort
- Y-shaped, mobile carrier frame with 4 smooth rolling rollers (including locking capability) enables easy and comfortable positioning of the puller and guarantees a secure stand
- Hydraulic puller can be used as either 2-jaw or 3-jaw device
- Hydraulic height adjustment guarantees comfortable operation
- Magnetic closure guarantees quick spindle tip exchange (series 140)

CONSTRUCTION



APPLICATION EXAMPLES



The mobile hydraulic puller "GOLIATH" Goliath-556 removing a tight-fitting wheel bearing from a harbor crane

SERIES 205
HEAVY 2-JAW PULLER WITH OSCILLATING AND HEIGHT-ADJUSTABLE PULLER JAWS





The heavy, 2-jaw puller with oscillating and height-adjustable jaws is used for the central extraction of large bearings, gears, and discs in all common sizes for crafts, workshops, and industry. This allows for loosening any component that is mounted on a shaft and accessible from the outside. The oscillating jaws adapt to any installation situation and can be universally used due to the adjustable reach. Depending on the version, the claw shape varies.

BENEFITS

- Adjustable puller jaws for individual adaptation of the reach.
- Oscillating puller jaws offer a variety of adjustment options
- Claw end with slot provides support for screw for additional support when pulling off
- Safe installation of the spindle using a rotatable spindle tip on both smooth surfaces and during centering (Switch Technology)

TECHNICAL ATTRIBUTES

#	GTIN	mm/inch	mm/inch	SW mm/inch	Nm/ft lb	Max. tensile force kN	Max. tension force t/US t. sh.	kg/lb	
205-00	-028571	0 - 100 5/8 - 3 7/8	100 3 7/8	13 1/2	50 36.88	35	3.5 3.86	0,485 1.069	✓
205-01	-028656	0 - 150 3/4 - 5 7/8	150 5 7/8	17 11/16	120 88.51	50	5 5.51	1,35 2.977	✓
205-02	-028731	0 - 250 1 1/32 - 9 7/8	220 8 5/8	22 7/8	150 110.64	70	7 7.72	2,545 5.612	✓
205-1	-028816	0 - 300 1 1/2 - 11 7/8	280 11 1/32	27 1 1/16	280 206.53	100	10 11.02	5,5 12.128	✓
205-2	-028991	0 - 400 1 1/2 - 15 3/4	400 15 3/4	27 1 1/16	300 221.28	100	10 11.02	6,71 14.796	✓

PRODUKTDETAILS

#	GTIN	mm/inch	mm/inch	mm/inch	Nm/ft lb	Max. tensile force kN	Max. tension force t/US t. sh.	kg/lb	
205-3	-029073	0 - 500 1 1/2 - 19 3/4	540 21	27 1 1/16	320 236.03	120	12 13.23	8,545 18.842	✓
205-4 New	-171949	0 - 500 0 - 16 9/16	450 17 11/16	36 1 7/16	400 295.04	120	12 13.23	15,5 34.178	✓
205-40 New	-034602	0 - 500 0 - 19 11/16	760 29 15/16	36 1 7/16	400 295.04	120	12 13.23	30 66.150	✓
205-5 New	-034619	0 - 700 0 - 19 11/16	700 27 9/16	41 1 5/8	650 479.44	200	20 22.05	30 66.150	✓

SERIES 205-B
HEAVY, 2-JAW PULLER WITH OSCILLATING, HEIGHT-ADJUSTABLE PULLER ARMS AND HYDRAULIC SPINDLE



The heavy 2-jaw puller with oscillating, height-adjustable puller jaws and hydraulic spindle is used for concentric pulling of large, particularly stuck bearings, gears, and discs. The hydraulic spindle achieves an average pulling force of up to 12 t. The oscillating puller jaws adapt to any installation situation and can be used universally due to the adjustable reach.

BENEFITS

- Adjustable puller jaws for individual reach adjustment
- Oscillating puller jaws offer a variety of adjustment options
- Puller jaws with different claw shapes for flexible working
- Claw end with slot provides support for screw for additional support when pulling off
- The hydraulic spindle guarantees easy and controlled removal of particularly tight-fitting parts with minimal effort.

TECHNICAL ATTRIBUTES

#	GTIN	mm/inch	mm/inch	Nm/ft lb	Max. tensile force kN	Max. tension force t/US t. sh.	kg/lb	
205-02-B	-886072	0 - 250 1 1/32 - 9 7/8	220 8 5/8	15 11.06	100	10 11.02	4,295 9.470	✓
205-1-B	-886089	0 - 300 1 1/2 - 11 7/8	280 11 1/32	20 14.75	120	12 13.23	7,595 16.747	✓
205-2-B	-886096	0 - 400 1 1/2 - 15 3/4	400 15 3/4	20 14.75	120	12 13.23	8,978 19.796	✓
205-3-B	-886102	0 - 500 1 1/2 - 19 3/4	540 21 1/4	20 14.75	120	12 13.23	1,46 3.219	✓

SERIES 206
HEAVY, 3-JAW PULLER WITH OSCILLATING AND HEIGHT-ADJUSTABLE JAWS

The heavy, 3-jaw puller with oscillating and height-adjustable puller jaws is used for centric pulling of large bearings, gears, and discs in all common sizes. It can be used to detach components that sit on shafts and are freely accessible from the outside.

BENEFITS

- Adjustable puller jaws for individual adjustment of reach depth
- Oscillating puller jaws offer a variety of adjustment options
- Puller jaws with different claw shapes for flexible working
- Claw end with slot provides support for screw for additional support when pulling off
- Safe installation of the spindle using a rotatable spindle tip on both smooth surfaces and during centering (Switch Technology)







TECHNICAL ATTRIBUTES

#	GTIN	mm/inch	mm/inch	SW mm/inch	Nm/ft lb	Max. tensile force kN	Max. tension force t/US t. sh.	kg/lb	
206-00	-029158	0 - 100 5/8 - 3 7/8	100 3 7/8	13 1/2	50 36.88	35	3.5 3.86	0,65 1.433	✓
206-01	-029233	0 - 150 3/4 - 5 7/8	150 5 7/8	17 11/16	120 88.51	50	5 5.51	1,42 3.131	✓
206-02	-029318	0 - 250 1 1/32 - 9 7/8	220 8 5/8	22 7/8	150 110.64	70	7 7.72	3,36 7.409	✓
206-1	-029493	0 - 300 1 1/2 - 11 7/8	280 11 1/32	27 1 1/16	280 206.53	100	10 11.02	7,25 15.986	✓
206-2	-029561	0 - 450 1 1/2 - 15 3/4	400 15 3/4	27 1 1/16	300 221.28	100	10 11.02	8,845 19.503	✓

PRODUKTDETAILS

#	GTIN	mm/inch	mm/inch	mm/inch	Nm/ft lb	Max. tensile force kN	Max. tension force t/US t. sh.	kg/lb	
206-3	-029646	0 - 500 1 1/2 - 19 3/4	540 21	27 1 1/16	320 236.03	120	12 13.23	12,75 28.114	✓
206-4 New	-034626	0 - 500 0 - 16 9/16	450 17 11/16	36 1 7/16	400 295.04	120	12 13.23	22,5 49.613	✓
206-40 New	-034633	0 - 500 0 - 19 11/16	760 29 15/16	36 1 7/16	400 295.04	120	12 13.23	30 66.150	✓
206-5 New	-034640	0 - 900 0 - 19 11/16	700 27 9/16	41 1 5/8	650 479.44	200	20 22.05	45 99.225	✓

SERIES 206-B
HEAVY 3-JAW PULLER WITH OSCILLATING, HEIGHT-ADJUSTABLE JAWS AND HYDRAULIC SPINDLE





The heavy, 3-jaw puller with oscillating, height-adjustable jaws and grease-hydraulic spindle is used for centric extraction of large, especially tight-fitting bearings, gears and discs. The grease-hydraulic spindle achieves an average tension force of up to 12 t. The oscillating jaws adapt to any installation situation and, thanks to the adjustability of the reach, are universally applicable.

BENEFITS

- Adjustable puller jaws for individual reach adjustment
- Oscillating puller jaws offer a variety of adjustment options
- Pulling jaws with different claw shapes for flexible working.
- Claw end with slot provides support for screw for additional support when pulling off
- Hydraulic spindle guarantees easy and controlled pulling of particularly tightly seated parts with minimal effort.

TECHNICAL ATTRIBUTES

#	GTIN	mm/inch	mm/inch	Nm/ft lb	Max. tensile force kN	Max. tension force t/US t. sh.	kg/lb	
206-02-B	-886119	0 - 250 1 1/32 - 9 7/8	220 8 5/8	15 11.06	100	10 11.02	5,24 11.554	✓
206-1-B	-412448	0 - 300 1 1/2 - 11 7/8	280 11 1/32	20 14.75	120	12 13.23	9,285 20.473	✓
206-2-B	-886126	0 - 450 1 1/2 - 15 3/4	400 15 3/4	20 14.75	120	12 13.23	9,42 20.771	✓
206-3-B	-886133	0 - 500 1 1/2 - 19 3/4	540 21 1/4	20 14.75	120	12 13.23	14,95 32.965	✓

SERIES 207
HEAVY, 3-JAW PULLER WITH OSCILLATING, HEIGHT-ADJUSTABLE PULLER ARMS AND COMBINED CROSSBAR





The heavy, 3-jaw puller with oscillating, height-adjustable puller jaws and combination crossbar is used for concentric extraction of large bearings, gears, and discs. This allows for the loosening of any component that sits on a shaft and is freely accessible from the outside.

BENEFITS

- Adjustable Puller Jaws for Individual Adjustment of Reach Depth
- Oscillating puller jaws offer a variety of adjustment options
- Pulling jaws with different claw shapes for flexible working.
- Thanks to the crossbar, the puller can be used for 2-jaw and 3-jaw pulling.
- The claw end with slot provides support for screw for additional support during pulling out.

TECHNICAL ATTRIBUTES

#	GTIN	mm/inch	mm/inch	SW mm/inch	Nm/ft lb	Max. tensile force kN	Max. tension force t/US t. sh.	kg/lb	
207-00	-029721	0 - 120 5/8 - 4 3/4	100 3 7/8	13 1/2	50 36.88	35	3.5 3.86	0,73 1.610	✓
207-01	-029806	0 - 200 3/4 - 7 7/8	150 5 7/8	17 11/16	120 88.51	50	5 5.51	1,495 3.296	✓
207-02	-029981	0 - 300 1 1/32 - 11 7/8	220 8 5/8	22 7/8	150 110.64	70	7 7.72	3,46 7.629	✓
207-1	-030048	0 - 400 1 1/2 - 15 3/4	280 11 1/32	27 1 1/16	280 206.53	100	10 11.02	7,45 16.427	✓
207-2	-030123	0 - 450 1 1/2 - 17 3/4	400 15 3/4	27 1 1/16	300 221.28	100	10 11.02	9,4 20.727	✓

PRODUKTDETAILS

#	GTIN	mm/inch	mm/inch	SW mm/inch	Nm/ft lb	Max. tensile force kN	Max. tension force t/US t. sh.	kg/lb	
207-3	-030208	0 - 550 1 1/2 - 21 5/8	540 21	27 1 1/16	320 236.03	120	12 13.23	12,45 27.452	✓

SERIES 207-B
HEAVY, 3-JAW PULLER WITH OSCILLATING, HEIGHT-ADJUSTABLE PULLER ARMS, COMBINATION CROSSBAR, AND HYDRAULIC SPINDLE

BENEFITS

- Adjustable puller jaws for individual reach adjustment
- Oscillating puller jaws offer a variety of adjustment options
- Puller jaws with different claw shapes for flexible working
- Thanks to the crossbar, the puller can be used for 2-jaw and 3-jaw pulling.
- Claw end with slot provides support for screw for additional support when pulling off





TECHNICAL ATTRIBUTES

#	GTIN	mm/inch	mm/inch	Nm/ft lb	Max. tensile force kN	Max. tension force t/US t. sh.	kg/lb	
207-02-B	-886140	0 - 300 1 1/32 - 11 7/8	170 6 3/4	15 11.06	100	10 11.02	4,99 11.003	✓
207-1-B	-886157	0 - 400 1 1/2 - 15 3/4	230 9 1/16	20 14.75	120	12 13.23	9,45 20.837	✓
207-2-B	-886164	0 - 450 1 1/2 - 17 3/4	350 13 3/4	20 14.75	120	12 13.23	1,8 3.969	✓
207-3-B	-886171	0 - 550 1 1/2 - 21 5/8	490 19 3/8	20 14.75	120	12 13.23	14,31 31.554	✓

SERIES Y-205
HYDRAULIC 2-JAW PULLER WITH ADJUSTABLE REACH AND HYDRAULIC HOLLOW PISTON CYLINDER



The hydraulic 2-jaw puller with adjustable reach and hydraulic hollow piston cylinder for pump drive is used for pulling particularly large and seized bearings, gears, and discs in all common sizes for trade, workshop, and industry. The hydraulic hollow piston cylinder achieves a high pulling force of up to 50 t. This allows for the loosening of any component that is mounted on a shaft and is freely accessible from the outside. The oscillating jaws adapt to any installation situation and can be universally used due to the adjustable reach.

BENEFITS

- A hydraulic hollow piston cylinder ensures easy and controlled removal of particularly large and stuck parts with minimal effort.
- Adjustable puller jaws for individual adjustment of the reach due to multiple drilling in the puller jaws
- Oscillating puller jaws offer a variety of adjustment options.





TECHNICAL ATTRIBUTES

#	GTIN	mm/inch	mm/inch	Max. tensile force kN	Max. tension force t/US t. sh.	bar	kg/lb	
Y28-205	-036088	0 - 420 0 - 16 9/16	300 11 13/16	200	20 22.05	700	21,5 47.408	✓
Y28-215	-833915	0 - 420 0 - 16 9/16	600 23 5/8	200	20 22.05	700	26 57.330	✓
Y38-205	-037078	0 - 700 0 - 27 9/16	520 20 1/2	300	30 33.07	700	41 90.405	✓
Y58-205	-038068	0 - 1.000 0 - 39 3/8	700 27 9/16	500	50 55.12	700	9 19.845	✓
Y58-215	-854675	0 - 1.000 0 - 39 3/8	1.200 47 1/4	500	50 55.12	700	0,3 0.662	✓

SERIES Y0-205
2-JAW PULLER WITH SWIVELING EXTRACTOR JAWS (WITHOUT HYDRAULIC HOLLOW PISTON CYLINDER FOR PUMP DRIVE)



The 2-jaw pullers with swiveling jaws of the Y-205 series are used for pulling particularly large and stuck bearings, gears, discs, etc. in crafts, industry, and workshops. Due to their simple adjustability, the puller is also suitable for various pulling situations. A hydraulic hollow piston cylinder of the YRH series is also required for use.

BENEFITS

- Universally usable thanks to adjustable reach
- The greater the pulling force, the stronger the grip of the jaws on the workpiece being pulled.

TECHNICAL ATTRIBUTES

#	GTIN	mm/inch	mm/inch	Max. tensile force kN	Max. tension force t/US t. sh.	kg/lb		
Y20-205	-035906	0 - 420 0 - 16 9/16	300 11 13/16	200	20 22.05	11,425 25.192	YRH-202, Y205-20, Y206-30	✓
Y20-215	-833892	0 - 420 0 - 16 9/16	600 23 5/8	200	20 22.05	0,3 0.662	YRH-202	✓
Y30-205	-036996	0 - 700 0 - 27 9/16	520 20 1/2	300	30 33.07	25 55.125	YRH-302, Y305-20, Y306-30	✓
Y50-205	-037986	0 - 1.000 0 - 39 3/8	700 27 9/16	500	50 55.12	5 11.025	YRH-603, Y505-20, Y506-30	✓
Y50-215	-854651	0 - 1.000 0 - 39 3/8	1.200 47 1/4	500	50 55.12	0,3 0.662	YRH-603	✓

SERIES Y-206
HYDRAULIC 2-JAW AND 3-JAW PULLER WITH ADJUSTABLE REACH AND HYDRAULIC HOLLOW PISTON CYLINDER



The hydraulic 2-jaw and 3-jaw puller with adjustable reach and hydraulic hollow piston cylinder for pump drive is used for pulling off particularly large and stuck components. The hydraulic hollow piston cylinder achieves a high pulling force of up to 50 t. The oscillating jaws adapt to any installation situation and are universally applicable due to the adjustable reach.

BENEFITS

- Hydraulic hollow piston cylinder ensures easy and controlled removal of particularly large and stuck parts with minimal effort.
- Adjustable puller jaws for individual adjustment of the reach due to multiple drilling in the puller jaws
- Oscillating jaws offer a variety of adjustment options.
- 3-jaw ensures an even force distribution and allows for greater pulling forces.
- The mobile puller can be used as both a 2-jaw and a 3-jaw puller.

TECHNICAL ATTRIBUTES

#	GTIN	mm/inch	mm/inch	bar	Max. tensile force kN	Max. tension force t/US t. sh.	kg/lb	Included in the set	
Y28-206	-036248	0 - 500 0 - 19 11/16	300 11 13/16	700	200	20 22.05	31,48 69.413	Y28-256, Y28-200	✓
Y38-206	-037238	0 - 900 0 - 35 7/16	520 20 1/2	700	300	30 33.07	54 119.070	Y38-356, Y38-300	✓
Y58-206	-038228	0 - 1.200 0 - 47 1/4	700 27 9/16	700	500	50 55.12	125 275.625	Y58-556, Y58-500	✓
Y28-216	-833922	0 - 500 0 - 19 11/16	600 23 5/8	700	200	20 22.05	37 81.585	-	✓
Y58-216	-854682	0 - 1.200 0 - 47 1/4	1.200 47 1/4	700	500	50 55.12	0,3 0.662	-	✓

SERIES Y0-206
3-JAW PULLER WITH SWIVELING EXTRACTOR JAWS (WITHOUT HYDRAULIC HOLLOW PISTON CYLINDER FOR PUMP DRIVE)



The 3-jaw pullers with swiveling puller jaws of the Y-206 series are used for pulling particularly large and stuck bearings, gears, discs, etc., in crafts, industry, and workshops. Due to their easy adjustability, the puller is also suitable for various pulling situations. A hydraulic hollow piston cylinder of the YRH series is also required for use.

BENEFITS

- Universally applicable thanks to adjustable reach
- The larger the pulling force, the stronger the grip of the jaws on the workpiece being pulled.

TECHNICAL ATTRIBUTES

#	GTIN	mm/inch	mm/inch	Max. tensile force kN	Max. tension force t/US t. sh.	kg/lb		
Y20-206	-036163	0 - 500 0 - 19 11/16	300 11 13/16	200	20 22.05	16,44 36.250	YRH-202, Y205-20, Y206-30	✓
Y30-206	-037153	0 - 900 0 - 35 7/16	520 20 1/2	300	30 33.07	4 8.820	YRH-302, Y305-20, Y306-30	✓
Y50-206	-038143	0 - 1.200 0 - 47 1/4	700 27 9/16	500	50 55.12	8 17.640	YRH-603, Y505-20, Y506-30	✓
Y20-216	-833908	0 - 500 0 - 19 11/16	600 23 5/8	200	20 22.05	0,3 0.662	YRH-202	✓
Y50-216	-854668	0 - 1.200 0 - 47 1/4	1.200 47 1/4	500	50 55.12	0,3 0.662	YRH-603	✓

SERIES Y-208
MOBILE, 2-JAW AND 3-JAW PULLERS WITH PUMP HYDRAULIC AND ADJUSTABLE REACH





BENEFITS

- Hydraulic hollow piston cylinder ensures easy and controlled removal of particularly large and stuck parts with minimal effort.
- Adjustable puller jaws for individual adjustment of the reach due to multiple drilling in the puller jaws
- Oscillating jaws offer a variety of adjustment options.
- Thanks to the crossbar, the puller can be used for 2-jaw and 3-jaw pulling.
- 3-jaw ensures an even force distribution and allows for greater pulling forces

TECHNICAL ATTRIBUTES

#	GTIN	mm/inch	mm/inch	bar	Max. tensile force kN	Max. tension force t/US t. sh.	kg/lb	
Y08-208	-461774	0 - 250 0 - 9 13/16	215 8 7/16	625	45	4.5 4.96	5,39 11.885	✓
Y18-208	-461699	0 - 500 0 - 19 11/16	500 19 11/16	561	100	10 11.02	17,41 38.389	✓

SERIES Y0-208
3-JAW PULLER WITH SWIVELING JAWS (WITHOUT HYDRAULIC PRESSURE CYLINDER FOR PUMP DRIVE)



The 3-jaw combination pullers with swiveling puller jaws from series Y-208 are used for pulling particularly large and tight-fitting bearings, gears, discs, etc. in craft, industry, and workshops. Combination pullers can be used both as 3-jaw and 2-jaw. A hydraulic pressure cylinder with collar thread from series YRE is also required for application.

BENEFITS

- Universally applicable thanks to adjustable reach and number of hooks
- The larger the pull force, the stronger the grip of the jaws on the workpiece being pulled.

TECHNICAL ATTRIBUTES

#	GTIN	mm/inch	mm/inch	Max. tensile force kN	Max. tension force t/US t. sh.	kg/lb		
Y05-208	-172366	0 - 250 0 - 9 13/16	215 8 7/16	45	4.5 4.96	3,29 7.254	YRE-050	✓
Y10-208	-172441	0 - 500 0 - 19 11/16	500 19 11/16	100	10 11.02	1,32 2.911	YRE-101	✓

SERIES YX8-X00
HYDRAULIC UNIVERSAL PULLER SET



The 18-piece hydraulic universal puller sets of series YXB-X00 are used for pulling, separating, and internal extraction of particularly large and tightly seated bearings, gears, discs, etc. in industry and commercial vehicles. The set requires no additional accessories for application. In addition to a hollow piston cylinder with hand pump, pressure gauge, and hose, the set includes 2-jaw and 3-jaw pullers, separating knives, internal extractors, counter stays, and extensions to ensure a universal solution for every situation.

BENEFITS

- By storing it in the metal box, the completeness of the set can be easily overviewed.
- Energy-saving and gentle removal even during heavy work
- The combination of hydraulics and the respective devices enables the easy and controlled removal of particularly stubborn parts.

TECHNICAL ATTRIBUTES

#	GTIN	mm/ inch	mm/ inch	mm/ inch	mm/ inch	mm/ inch	mm/ inch	bar	Max. tensile force kN	Max. tension force t/US t. sh.	kg/lb	Consists of	DEUTSCHES WERKZEUG FWI
Y28-200	-870828	50 - 500 1 15/16 - 19 11/16	0 - 300 0 - 11 13/16	30 - 180 1 3/16 - 7 1/16	25 - 155 1 - 6 1/8	135 - 300 5 5/16 - 11 13/16	1.000 39 3/8	700	200	20 22.05	85 187.425	Y-221-E, YHP-325, Y-215-3, YDB-27E, YRH-202, Y20-180, Y20-206, Y218-06-P, Y218-08-P, Y218-31-P, Y218-33, Y205-20, Y218-10, Y218-11, Y20-216	✓
Y38-300	-870835	50 - 900 1 15/16 - 35 7/16	0 - 520 0 - 20 1/2	75 - 230 2 15/16 - 9 1/16	30 - 250 1 3/16 - 9 13/16	180 - 420 7 1/16 - 16 9/16	1.200 47 1/4	700	300	30 33.07	188 414.540	Y-321-E, YHP-325, Y-315-5, YDB-33E, YRH-302, Y30-180, Y30-206, Y318-36-P, Y318-33, Y318-38-P, Y318-41-P, Y305-20, Y318-10, Y318-11	✓

PRODUKTDETAILS

#	GTIN	mm/ inch	mm/ inch	mm/ inch	mm/ inch	mm/ inch	mm/ inch	bar	Max. tensile force kN	Max. tension force t/US t. sh.	kg/lb	Consists of	
Y58-500	-870842	460 - 1.200 18 1/8 - 47 1/4	0 - 700 0 - 27 9/16	75 - 230 2 15/16 - 9 1/16	75 - 330 2 15/16 - 12 1	235 - 540 9 1/4 - 21 1/4	1.500 59 1/16	498	500	50 55.12	335 738.675	Y-521-E, YHP-325, Y-515-6, YDB-55E, YRH-603, Y50-180, Y50-206, Y518-08-P, Y518-31-P, Y518-33, Y505-20, Y518-10, Y518-11, Y50-216	✓

SERIES YX8-X56
HYDRAULIC EXTERNAL PULLER SETS



The 9- and 15-piece hydraulic puller sets are used for extracting particularly large and stubborn bearings, gears, discs, etc. in industry and commercial vehicles. The set does not require any additional accessories for use. In addition to a hydraulic hollow piston cylinder with hand pump, pressure gauge, and hose, the set includes 2-jaw and 3-jaw pullers to provide a solution for various situations during external extraction.

BENEFITS

- Application-oriented assembly for universal use
- Through the storage in the metal box, the completeness of the set can be easily overviewed.
- Energy-saving and gentle extraction even for heavy-duty tasks
- The combination of hydraulics and the respective devices enables the easy and controlled removal of particularly stubborn parts.

TECHNICAL ATTRIBUTES

#	GTIN	mm/inch	mm/inch	bar	Max. tensile force kN	Max. tension force t/US t. sh.	kg/lb	Consists of	
Y28-256	-036811	50 - 500 1 15/16 - 19 11/16	0 - 300 0 - 11 13/16	700	200	20 22.05	68 149.940	YHP-325, YRH-202, Y20-206, Y205-20, Y218-10, Y218-11, Y20-216	✓
Y38-356	-037801	50 - 900 1 15/16 - 35 7/16	0 - 520 0 - 20 1/2	700	300	30 33.07	93,42 205.991	YHP-325, YRH-302, Y30-206, Y305-20, Y318-10, Y318-11	✓
Y58-556	-038631	100 - 1.200 3 15/16 - 47 1/4	0 - 700 0 - 27 9/16	498	500	50 55.12	175 385.875	YHP-325, YRH-603, Y50-206, Y505-20, Y518-10, Y518-11, Y50-216	✓

SERIES GOLIATH
MOBILE HYDRAULIC PULLER "GOLIATH" WITH ADJUSTABLE REACH



The mobile hydraulic puller “GOLIATH” is used for pulling off large bearings, gears, and similar components in the heavy industry, railway, power plants, and other applications. With a pulling force of up to 50 tons, the hydraulic puller is the ideal solution for truly large pulling processes. The application of the pulling force on the pressure cylinder equipped with a central pressure spindle is performed by a two-stage electric-hydraulic pump, which is operated via remote control. The puller can be used as both a 2-jaw and a 3-jaw puller.

BENEFITS

- Hydraulics ensure easy and controlled removal of particularly large and seized parts with minimal effort.
- Hydraulic height adjustment guarantees comfortable working
- The Y-shaped, mobile supporting frame with the 4 smooth rolling rollers (including locking capability) allows for easy and comfortable attachment of the puller and guarantees a secure stance.
- The hydraulic puller can be used as both a 2-jaw and a 3-jaw tool.







TECHNICAL ATTRIBUTES

#	GTIN	mm/inch	mm/inch	mm/inch	bar	V	Max. tensile force kN	Max. tension force t/US t. sh.	kg/lb	
Goliath-256	-102714	0 - 500 0 - 19 11/16	300 11 13/16	400 - 1000 15 3/4-39 3/8	700	230 V	200	20 22.05	225 496.125	✓
Goliath-356	-102752	0 - 900 0 - 35 7/16	520 20 1/2	400 - 1000 15 3/4-39 3/8	700	230 V	300	30 33.07	257 566.685	✓
Goliath-556	-102783	0 - 1.200 0 - 47 1/4	700 27 9/16	400 - 1000 15 3/4-39 3/8	700	230 V	500	50 55.12	328 723.240	✓

SERIES YRH
HOLLOW PISTON CYLINDER

The hydraulic hollow piston cylinders of the YRH series are used for application with the KUKKO hydraulic program in crafts, industry, and workshops. They can be used both as pressure and traction cylinders, enabling a force-saving and versatile operation even in challenging extraction situations or when a lot of force is needed.



BENEFITS

- All models feature a CR-400 coupling sleeve with dust cap.
- External threads on the cylinder head, internal threads on the piston rod, and mounting threads on the cylinder base allow for easy assembly.
- Tensioned retractable spring increases the insertion speed and thereby enhances the performance.
- The integrated scraper removes contaminants from the piston, thereby extending the life of the cylinder.







TECHNICAL ATTRIBUTES

#	GTIN	mm/ inch	mm/ inch	mm/ inch				mm/ inch	bar	cm³	Max. tensile force kN	Max. tension force t/US t. sh.	kg/lb	DEUTSCHES WERKZEUG DFWI
YRH-132	-854460	73 2 7/8	133 5 1/4	60 2 3/8	2 3/4"-12 UN	3/4"-16 UN	-	8 5/16	700	0.00001 m³	130	13 14.33	2,4 5.292	✓
YRH-202	-046711	99 3 7/8	160 6 5/16	162 6 3/8	3 7/8"-12 UN	1 9/16"-16 UN	1"-8 UNC	50 1 15/16	700	0.000173 m³	200	20 22.05	7,575 16.703	-
YRH-206	-870934	99 3 7/8	160 6 5/16	306 12 1/16	3 7/8"-12 UN	1 9/16"-16 UN	1"-8 UNC	150 5 7/8	700	0.000527 m³	200	20 22.05	14,185 31.278	✓
YRH-302	-046896	117 4 5/8	177 6 15/16	178,5 7 1/32	4 1/2"-12 UN	1 7/8"-16 UN	1 1/4"-7 UNC	65 2 1/2	700	0.00031 m³	300	30 33.07	1,7 3.749	-
YRH-603	-046971	159 6 1/4	219 8 5/8	247,5 9 3/4	6 1/4"-12 UN	2 3/4"-16 UN	1 5/8"-5 1/2 UNS	75 2 15/16	700	0.00068 m³	600	60 66.14	3 6.615	-

SERIES YRE
HYDRAULIC PRESSURE CYLINDERS WITH COLLAR THREAD

The hydraulic pressure cylinders with collar threads of the YRE series are used with the KUKKO hydraulic program for application in all situations in crafts, industry, and workshops. The model with a large stroke length allows for energy-saving and versatile work even in difficult pulling situations or when a lot of force is required.

BENEFITS

- All models have a CR-400 coupling sleeve with dust cap.
- External threads on the cylinder head, internal threads on the piston rod, and fastening threads on the cylinder bottom enable easy assembly.
- The prestressed retractable spring increases the retraction speed and thus boosts performance.
- The integrated wiper removes contaminants from the piston and thereby extends the lifespan of the cylinder.







TECHNICAL ATTRIBUTES

#	GTIN	mm/ inch	mm/ inch	mm/ inch	mm/ inch		mm/inch	bar	cm³	Max. tensile force kN	Max. tension force t/US t. sh.	kg/lb	
YRE-050	-046551	38 1 1/2	98 3 7/8	216 8 1/2	25 1	1 1/2"-16UN	125 4 15/16	700	0.0001 m³	50	5 5.51	2,2 4.851	✓
YRE-101	-870927	57 2 1/4	117 4 5/8	350 13 3/4	40 1 9/16	2.1/4"-14 UNS	250 9 13/16	700	0.000406 m³	100	10 11.02	6,4 14.112	✓
YRE-106	-879401	57 2 1/4	117 4 5/8	247 9 3/4	40 1 9/16	2.1/4"-14 UNS	155 6 1/8	700	0.000242 m³	100	10 11.02	4,375 9.647	-
YRE-701	-021251	152 5 1	212 8 3/8	285 11 1/4	70 2 3/4	5.3/4"-12 UN	155 6 1/8	700	0.001752 m³	750	75 82.67	32 70.560	✓

SERIES YHP
ACCESSORIES FOR HYDRAULIC PULLING









The YHP series offers a versatile range of accessories for hydraulic pulling. The assortment includes hydraulic hand pumps, hydraulic hoses, pressure gauges, and adapters. All components are available both individually and in various combinations. The hydraulic hand pump is available in several versions - such as a standalone device (YHP-320), in combination with a hydraulic hose (YHP-321), with a pressure gauge (YHP-324), with hose and pressure gauge (YHP-325), as well as a complete set with hose, pressure gauge, and metal case. Furthermore, the hand pump is available in two different variants, each with varying usable oil volumes depending on the application area.

BENEFITS

- The entire series is equipped with numerous safety features that ensure reliable performance while guaranteeing high occupational safety.
- Compatible with common hydraulic puller devices and systems

TECHNICAL ATTRIBUTES

#	GTIN	cm³	bar	Max. tension force t/US t. sh.	kg/lb	Consists of	✓
YHP-320	-045721	0.0006 m³	700	50 55.12	7,28 16.052	YHP-320	✓
YHP-321	-111198	0.0006 m³	700	50 55.12	8,375 18.467	YHP-320, YF-200	✓
YHP-324	-045806	0.0006 m³	700	50 55.12	9,65 21.278	YHP-320, YM-235, YGA-2	✓
YHP-325	-045981	0.0006 m³	700	50 55.12	1,5 3.308	YHP-320, YF-200, YM-235, YGA-2	✓
YHP-326	-046483	0.0006 m³	700	50 55.12	16,13 35.567	YHP-320, YF-200, YM-235, YGA-2	✓
YHP-420	-609688	0.002 m³	700	75 82.67	13,6 29.988	YHP-420	✓
YHP-421	-022968	0.002 m³	700	75 82.67	0,3 0.662	YHP-420, YF-200	✓
YHP-424	-103988	0.002 m³	700	75 82.67	13,6 29.988	YHP-420, YM-235, YGA-2	✓
YHP-425	-103995	0.002 m³	700	75 82.67	9,65 21.278	YHP-420, YF-200, YM-235, YGA-2	✓
YF-200	-045646	-	700	75 82.67	1,6 3.528	YF-200	✓
YM-235	-157769	-	700	75 82.67	1,65 3.638	YM-235	✓
YGA-2	-458644	-	-	75 82.67	0,21 0.463	YGA-2	✓

SERIES Y-X00
MOUNTING FOR HYDRAULIC CYLINDER



The recordings of hydraulic cylinders from the series Y-X00 are used to secure tools in the hydraulic program of KUKKO in crafts, industry, and workshops. The adapters in various sizes secure heavy equipment to the respective hydraulic device and are suitable for the GOLIATH series, among others.

TECHNICAL ATTRIBUTES

#	GTIN			
Y200-00	-507724	3 7/8"-12 UN	Y28-180, Y28-205, Y28-206, Y28-200, Y28-218, Y28-256, Goliath-200, Goliath-218, Goliath-256, YRH-202, YRH-206	✓
Y300-00	-507748	4 1/2"-12 UN	Y38-180, Y38-205, Y38-206, Y38-300, Y38-318, Y38-356, Goliath-300, Goliath-318, Goliath-356, YRH-302	✓
Y500-00	-507755	6 1/4"-12 UN	Y58-180, Y58-205, Y58-206, Y58-500, Y58-518, Y58-556, Goliath-500, Goliath-518, Goliath-556, YRH-603	✓

SERIES Y-10-11
ACCESSORIES FOR HYDRAULIC PULLING

The accessories for hollow piston cylinders are used for compatibility with the pullers from the KUKKO hydraulic program in crafts, industry, and workshops. The hand cranks and center spindle are designed for the hollow piston cylinders of the YRH series.



TECHNICAL ATTRIBUTES

#	GTIN	mm/inch	mm/inch	Max. tension force t/US t. sh.	kg/lb		
Y218-10	-040368	120 4 3/4	17,5 11/16	20 22.05	1,865 4.112	YRH-202, YRH-206	✓
Y218-11	-040443	514 20 1/4	17,5 11/16	20 22.05	1,69 3.726	YRH-206, YRH-202	✓
Y318-10	-041761	150 5 7/8	20,5 13/16	30 33.07	0,88 1.940	YRH-302	✓
Y318-11	-041846	610 24 1/64	20,5 13/16	30 33.07	3,25 7.166	YRH-302	✓
Y318-12	-749865	400 15 3/4	20,5 13/16	30 33.07	8 17.640	YRH-302	✓
Y518-10	-044243	240 9 7/16	25,4 1	50 55.12	2,1 4.631	YRH-603	✓
Y518-11	-044328	750 29 1/2	25,4 1	50 55.12	6,745 14.873	YRH-603	✓

SERIES YD
PRESSURE PIECE FOR HOLLOW PISTON CYLINDER



The pressure pieces for hollow piston cylinders are screwed into the internal thread of the piston rod of the hollow piston cylinder. The center spindle can be inserted directly into the threaded piece or secured and adjusted using a quick adjustment nut when using a pressure piece with a smooth bore. When using the closed pressure piece, the cylinders can be used as lifting jacks.

BENEFITS

- Pressure pieces enable the versatile application of the hollow piston cylinder from KUKKO as a pressure or pull cylinder.

TECHNICAL ATTRIBUTES

#	GTIN	mm/inch			Max. tension force t/US t. sh.		kg/lb	
YDB-33E	-400308	58 2 5/16	-	1 7/8"-16 UN	30 33.07	YRH-302	0,21 0.463	✓
YDB-55E	-400483	85 3 3/8	-	2 3/4"-16 UN	50 55.12	YRH-603	0,5 1.103	✓
YDG-20E	-399091	50 1 15/16	1"-8 UNC	1 9/16"-16 UN	20 22.05	YRH-202, YRH-206	0,18 0.397	✓
YDG-30E	-399176	60 2 3/8	1 1/4"-7 UNC	1 7/8"-16 UN	30 33.07	YRH-302	0,285 0.628	✓
YDG-50E	-399251	85 3 3/8	1 5/8"-5 1/2 UNS	2 3/4"-16 UN	50 55.12	YRH-603	0,85 1.874	✓
YDM-20E	-414183	50 1 15/16	-	1 9/16"-16 UN	20 22.05	YRH-202, YRH-206	0,28 0.617	✓
YDM-30E	-414268	58 2 5/16	-	1 7/8"-16 UN	30 33.07	YRH-302	0,38 0.838	✓
YDM-50E	-414343	85 3 3/8	-	2 3/4"-16 UN	50 55.12	YRH-603	1,6 3.528	✓
YDB-27E	-400223	50 1 15/16	-	1 9/16"-16 UN	20 22.05	YRH-202, YRH-206	0,17 0.375	✓

SERIES Y-17
PRESSURE PIECE FOR AXLE BORES



The pressure pieces for axle bores are used for pulling bearings and gears in craft, industry, and workshops that are mounted on hollow shafts or in housings. The spindle pressure piece serves as a counter-axis to the puller, transferring the force onto the pressure piece through the spindle.

BENEFITS

- Broader application possibilities for various extraction situations
- The set is available in both 12-piece and 6-piece versions, and if needed, the pressure pieces are also available individually.

TECHNICAL ATTRIBUTES

#	GTIN	mm/inch	Number of parts	kg/lb	
Y-01-17	-233173	20 - 23 13/16-7/8	1	0,6 1.323	✓
Y-02-17	-233258	23 - 26 7/8-1 1/32	1	0,4 0.882	✓
Y-03-17	-233333	26 - 30 1 1/32-1 3/16	1	0,5 1.103	✓
Y-04-17	-233418	29 - 33 1 1/8-1 5/16	1	0,6 1.323	✓
Y-05-17	-233586	33 - 39 1 5/16-1 9/16	1	0,165 0.364	✓
Y-06-17	-233661	36 - 42 1 7/16-1 5/8	1	0,2 0.441	✓
Y-07-17	-233746	39 - 46 1 9/16-1 13/16	1	0,22 0.485	✓
Y-08-17	-233821	42 - 48 1 5/8-1 7/8	1	0,288 0.635	✓
Y-09-17	-233906	45 - 52 1 3/4-2 1/16	1	0,26 0.573	✓
Y-10-17	-234163	49 - 58 1 15/16-2 5/16	1	0,26 0.573	✓
Y-11-17	-234248	51 - 62 2 1/64-2 7/16	1	0,52 1.147	✓
Y-12-17	-234408	55 - 65 2 3/16-2 9/16	1	0,26 0.573	✓
Y-13-17	-234576	58 - 68 2 5/16-2 11/16	1	0,65 1.433	✓
Y-14-17	-234651	61 - 71 2 3/8-2 13/16	1	0,26 0.573	✓
Y-15-17	-234736	65 - 74 2 9/16-2 15/16	1	0,3 0.662	✓
Y-16-17	-234811	71 - 81 2 13/16-3 3/16	1	0,3 0.662	✓
Y-17-17	-234996	77 - 88 3 1/32-3 7/16	1	0,3 0.662	✓

PRODUKTDETAILS

#	GTIN	mm/inch	Number of parts	kg/lb	
Y-18-17	-235078	20 - 62 13/16-2 7/16	11	2,235 4.928	✓
Y-19-17	-235153	33 - 81 1 5/16-3 3/16	12	5,7 12.569	✓
Y-20-17	-235238	55 - 88 2 3/16-3 7/16	6	4,9 10.805	✓
Y-60-100-17	-120466	64 - 70 2 1/2-2 3/4	3	4,455 9.823	✓

SERIES 208 | 209

PULLER "ECONOMY"



APPLICATION

The 2-jaw and 3-jaw Puller "Economy" of series 208 and 209 feature oscillating, height adjustable jaws. The bent and swiveling jaws adapt to any installation situation. In addition, the possibility to adjust the spread and reach provides maximum flexibility during pulling.

Benefits

- Adjustable jaws for individual adjustment of the reach thanks to multiple holes in the jaws
- Oscillating jaws offer a variety of adjustment options
- Jaws with different claw shapes for flexible working (depending on model size)
- Secure positioning of the spindle due to the rotatable spindle tip, both on smooth surfaces and for centering (not valid for items 208-0 and 209-0)
- 3-jaw design ensures uniform force distribution and allows for greater pulling forces (series 209)
- Grease-hydraulic spindle guarantees easy and controlled removal of particularly tight parts with minimal effort (items 208-2-B and 209-2-B)

STRUCTURE OF A PULLER USING THE EXAMPLE 208-0



Hexagonal profile for manual operation of the spindle

Spindle outlet to protect the thread

Tab

Suspension to increase the reach

Claw with large contact surface for particularly secure pulling

Anti-slip safety (spindle neck) for safe working

Crossbar

Mechanical spindle

Oscillating jaws

Ball

DISTINCTIVE FEATURES OF THE SERIES

SERIES 208



The 2-jaw Puller "Economy" is suitable for pulling operations in restricted environments. The oscillating and height adjustable jaws guarantee precise adjustment of the spread and reach.

SERIES 208 (HYDRAULIC)



The 2-jaw Puller "Economy" with a grease-hydraulic spindle guarantees easy removal of particularly tight components without much effort. The 2-jaw design enables work in confined spaces.

SERIES 209



The 3-jaw Puller "Economy" guarantees particularly uniform force distribution and allows for even higher pulling forces. The oscillating and height adjustable jaws guarantee precise adjustment of the spread and reach.

SERIES 209 (HYDRAULIC)



The 3-jaw Puller "Economy" with grease-hydraulic spindle guarantees easy removal of particularly tight components without much effort. The 3-jaw design also ensures even force distribution.

EXAMPLES OF APPLICATION



Pulling a ball bearing from a shaft with the 208-01.



Pulling a fan impeller with the 209-0.



Pulling the hand wheel from a shut-off valve with the 209-02.



Conversion to adjust the reach and spread using the example of the 208-01.

SERIES 208
2- AND 3-JAW PULLERS “ECONOMY” WITH OSCILLATING AND HEIGHT-ADJUSTABLE PULLER JAWS

The 2-jaw puller "Economy" with oscillating and height-adjustable jaws is used for pulling bearings, gears, and discs in all common sizes for crafts, workshops, and industry. The oscillating and curved jaws adapt to any installation situation and are universally applicable due to the adjustable reach and spread.

BENEFITS

- Adjustable puller jaws for individual adaptation of the reach due to multiple drilling in the puller jaws.
- Oscillating puller jaws offer a variety of adjustment options.
- Safe installation of the spindle with a rotatable spindle tip on both smooth surfaces and during centering (Switch Technology)
- Anti-slip safety (spindle neck) at the spindle head for safe working with a wrench.
- Spindle outlet for thread protection









TECHNICAL ATTRIBUTES

#	GTIN	mm/inch	mm/inch	SW mm/inch	Nm/ft lb	Max. tensile force kN	Max. tension force t/US t. sh.	kg/lb	
208-01	-432408	0 - 170 3/4 - 6 3/4	95 4 7/8	17 11/16	20 14.75	20	2 2.20	1 2.205	✓
208-02	-432651	0 - 230 3/4 - 9 1/16	150 7 1/2	22 7/8	50 36.88	25	2.5 2.76	2,49 5.490	✓
208-0	-432248	12 - 100 1 3/16 - 3 7/8	50 3 7/8	13 1/2	20 14.75	10	1 1.10	0,5 1.103	✓
208-2-B	-432811	64 - 400 4 3/8 - 15 3/4	225 15 3/4	12 1/2	20 14.75	120	12 13.23	0,3 0.662	✓

SERIES 209
3-JAW PULLER "ECONOMY" WITH OSCILLATING AND HEIGHT-ADJUSTABLE JAWS

The 3-jaw puller "Economy" with oscillating and height-adjustable jaws is used for pulling bearings, gears, and discs in all common sizes for craft, workshop, and industry. The oscillating and curved jaws adapt to any installation situation and are universally applicable due to the adjustability of the reach and spread. The 3-jaw design ensures an even load distribution, providing a particularly secure hold on the part being pulled.



209-01
209-02

209-0

209-2-B

BENEFITS

- Adjustable puller jaws for individual adjustment of the reach due to multiple drilling in the puller jaws
- Oscillating puller jaws offer a variety of adjustment options
- Secure setup of the spindle through a rotatable spindle tip both on smooth surfaces and during centering (Switch Technology)
- 3-jaw ensures an even distribution of force and allows for greater pulling forces.
- Anti-slip safety (spindle neck) at the spindle head for safe working with a wrench.





TECHNICAL ATTRIBUTES

#	GTIN	mm/inch	mm/inch	SW mm/inch	Nm/ft lb	Max. tensile force kN	Max. tension force t/US t. sh.	kg/lb	
209-01	-432576	0 - 170 3/4 - 6 3/4	95 4 7/8	17 11/16	20 14.75	20	2 2.20	1,32 2.911	✓
209-02	-432736	160 - 230 7 7/8 - 9 1/16	150 7 1/2	22 7/8	50 36.88	25	2.5 2.76	3,1 6.836	✓
209-0	-432323	12 - 100 1 3/16 - 3 7/8	50 3 7/8	13 1/2	20 14.75	10	1 1.10	0,485 1.069	✓
209-2-B	-432996	64 - 450 4 3/8 - 19 3/4	400 15 3/4		45 33.19	150	15 16.53	15,45 34.067	✓

SERIES 201-S | 202-S

PULLER FOR FAN WHEELS



APPLICATION

Thanks to the particularly slim design of the jaws, the puller is used for dismantling fan wheels. The swiveling jaws adapt to any installation situation. In addition, the jaws are 180° rotatable and can be used on both sides, providing access to different claw sizes.

Benefits
- Adjustable jaws for individual adaptation of the reach thanks to multiple boreholes in the jaws
- Oscillating jaws offer a variety of adjustment options
- Jaws are 180° rotatable and can be used on both sides
- Jaws with different claw sizes for flexible working
- 3-jaw design ensures even force distribution and enables greater pulling forces (Series 202-S)

CONSTRUCTION OF A PULLER USING THE EXAMPLE 201-S



SPECIAL FEATURES OF THE SERIES

SERIES 201-S



The 2-jaw puller for fan wheels is universally applicable even in confined spaces.

SERIES 202-S



The 3-jaw puller for fan wheels ensures even force distribution and thus enables even greater pulling forces.

APPLICATION EXAMPLES



The multiple boreholes in the jaws guarantee individual adjustment to the reach



By rotating the jaws 180°, a different claw size can be used for pulling.

SERIES 201-S
2-JAW PULLER FOR FAN WHEELS WITH OSCILLATING AND HEIGHT-ADJUSTABLE PULLER JAWS



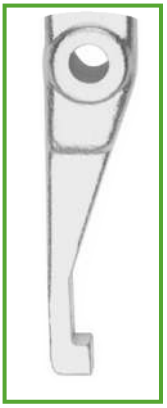



The 2-jaw puller with oscillating and adjustable-height puller jaws is used for pulling off fan wheels and ship propellers in all common sizes. The oscillating puller jaws adapt to any installation situation and are universally applicable due to the adjustable reach.

BENEFITS

- Adjustable puller jaws for individual adjustment of the reach due to multiple drilling in the puller jaws
- Oscillating puller jaws offer a variety of adjustment options.
- Jaws are rotatable by 180° and can be used on both sides.
- Puller jaws with varying claw sizes for flexible work
- Secure setup of the spindle with a swiveling spindle tip on both smooth surfaces and during centering (Switch Technology)

TECHNICAL ATTRIBUTES

#	GTIN	mm/inch	mm/inch	mm/inch	Nm/ft lb	Max. tensile force kN	Max. tension force t/US t. sh.	kg/lb	
201-S	-026911	11 - 200 3/4 - 7 7/8	200 7 7/8	17 11/16	30 22.13	15	1.5 1.65	1,16 2.558	✓

SERIES 202-S
3-JAW PULLER FOR FAN WHEELS WITH OSCILLATING AND HEIGHT-ADJUSTABLE PULLER JAWS



The 3-jaw puller with oscillating and height-adjustable jaws is used to remove fan wheels and ship propellers in all common sizes. Thanks to its particularly slender design, the jaws grip through the two slots and engage the flange of the fan.

BENEFITS

- Adjustable puller jaws for individual adjustment of the reach due to multiple drilling in the puller jaws
- Oscillating puller jaws offer a variety of adjustment options.
- The jaws are rotatable by 180° and can be used on both sides.
- Jaws with different claw sizes for flexible work
- Secure setup of the spindle with a swiveling spindle tip on both smooth surfaces and during centering (Switch Technology)

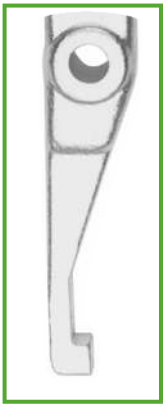





TECHNICAL ATTRIBUTES

#	GTIN	mm/inch	mm/inch	SW mm/inch	Nm/ft lb	Max. tensile force kN	Max. tension force t/US t. sh.	kg/lb	
202-S	-027581	11 - 200 3/4 - 7 7/8	200 7 7/8	17 11/16	35 25.82	20	2 2.20	1,74 3.837	✓



KUKKO // *Pull forward*

SERIES 43 | 44 | 45

PULLERS WITH FORCE-AMPLIFYING AND SELF-CENTERING JAWS

APPLICATION

This product group includes both the handy small part Pullers of series 43 and 43-1 as well as the especially robust industrial Pullers of series 44 and 45. The common feature of these Pullers is the force-amplifying, self-centering jaws, which are positioned by manually tightening the spindle.

Benefits

- Self-centering of the jaws by manual tightening of the spindle (Autogrip Technology)
- Slim design of the jaws enables access to areas with limited space (series 43 and 43-1)
- Integrated, freely movable pin on the T-handle ensures manual spindle operation in confined spaces (series 43 and 43-1)
- Safe placement of the spindle thanks to the rotating spindle tip on both smooth surfaces and centers (Switch Technology) (series 44 and 45)
- 3-jaw design ensures even force distribution and enables greater extraction forces (series 43-1 and 45)

STRUCTURE OF A PULLER USING 45-1 AS AN EXAMPLE



Hexagonal profile for manual operation of the spindle

Anti-slip safety (spindle neck) for safe operation

Spindle run-out to protect the thread

Crossbar

Mechanical spindle

Force-amplifying, self-centering jaws

Claw with large contact area for especially secure pulling

Rotating spindle tip (ball and tip)

SPECIAL FEATURES OF THE SERIES

SERIES 43



The handy 2-jaw small part Puller of series 43 is used for sensitive pulling of small components. The slim design as well as the freely movable pin on the T-handle guarantee pulling in confined spaces.

SERIES 43-10



The handy 3-jaw small part Puller of series 43-1 has the same characteristics as series 43. Additionally, the 3-jaw design ensures more even force distribution and greater extraction forces.

SERIES 44



The robust 2-jaw industrial Pullers of series 44 are used for powerful pulling of larger components. As the spindle pressure increases, the part being pulled is increasingly and securely gripped by the interconnected jaws.

SERIES 45



The robust 3-jaw industrial Pullers of series 45 offer the same functionality as series 44. The difference lies in the 3-jaw design, resulting in more even force distribution and higher extraction forces.

HYDRAULIC UPGRADE: SPINDLE REPLACEMENT (45-8)

With just a few steps, the mechanical spindle can be removed and replaced with a hydraulic spindle. This is demonstrated here using the example of the industrial Puller 45-8:



45-8 with mechanical spindle



Removing the mechanical spindle



Inserting the hydraulic spindle



45-8 with hydraulic spindle

EXAMPLES OF APPLICATION



Pulling a pulley using the 45-8 with a mechanical spindle. For locking and holding, the Puller is attached to the URANUS.



Pulling a pulley using the 45-8 with hydraulic spindle



Use of the 45-8 with a safety tarpaulin



An additional lashing strap secures the jaws

SERIES 43
HANDY, 2-JAW SMALL PARTS PULLER WITH FORCE-AMPLIFYING, SELF-CENTERING JAWS





The handy 2-jaw small parts puller with force-amplifying and self-centering jaws is used for sensitive pulling of small ball bearings, gears and washers for tight, hard-to-reach gaps. The compact and space-saving design of the puller with narrow jaws that widen toward the claw is particularly suitable for electric motors. The freely movable pin on the T-handle guarantees comfortable one-handed tightening of the spindle in the tightest space.

BENEFITS

- Self-centering of the jaws through manual tightening of the spindle (Autogrip Technology)
- Integrated, freely movable pen on the T-handle ensures manual spindle drive in tight spaces
- The slim design of the jaws allows access to hard-to-reach areas.
- No additional tool is needed for the pulling process.

TECHNICAL ATTRIBUTES

#	GTIN	mm/inch	mm/inch	Max. tensile force kN	Max. tension force t/US t. sh.	kg/lb	Included in the set	
43-1	-015458	0 - 60 3/8 - 2 3/4	50 2 3/4	10	1 1.10	0,22 0.485	24-A, K-142/4, 24-B, K-142/6, K-22-A	✓
43-2	-015861	0 - 70 3/8 - 2 3/8	70 2	10	1 1.10	0,24 0.529	-	✓
43-3	-015946	0 - 80 3/8 - 3 3/16	80 3 3/16	10	1 1.10	0,265 0.584	-	✓

SERIES 43-10
HANDY, 3-JAW SMALL PARTS PULLER WITH FORCE-AMPLIFYING, SELF-CENTERING JAWS



The handy 3-jaw small parts puller with force-amplifying and self-centering jaws is used for sensitive Pulling of small bearings, gears and washers in tight, hard-to-reach gaps. The compact and space-saving design of the puller with slender jaws that become wider towards the claw is particularly suitable for electric motors. The freely movable pin on the T-handle guarantees comfortable one-handed tightening of the spindle in the tightest spaces.

BENEFITS

- Self-centering of the jaws through manual tightening of the spindle (Autogrip Technology)
- Integrated, free-moving pen on the T-handle guarantees manual spindle drive in tight spaces
- The slim design of the jaws allows access to hard-to-reach places.
- No additional tool is required for the pulling process.

TECHNICAL ATTRIBUTES

#	GTIN	mm/inch	mm/inch	Max. tensile force kN	Max. tension force t/US t. sh.	kg/lb	
43-11	-015526	0 - 60 3/8 - 2 3/8	50 2	15	1.5 1.65	0,275 0.606	✓
43-12	-015601	0 - 70 3/8 - 2 3/4	70 2 3/4	15	1.5 1.65	0,35 0.772	✓
43-13	-015786	0 - 80 3/8 - 3 3/16	80 3 3/16	15	1.5 1.65	0,335 0.739	✓

SERIES 43-0
HANDY 2-JAW AND 3-JAW SMALL PARTS PULLER WITH FORCE-AMPLIFYING AND SELF-CENTERING JAWS

The handy 2-jaw and 3-jaw small parts puller with force-amplifying and self-centering jaws is used for sensitive pulling of small bearings, gears and washers in narrow, hard-to-reach gaps. The compact and space-saving design of the puller with narrow jaws that widen toward the claw is particularly suitable for electric motors. The freely movable pin on the T-handle guarantees comfortable one-handed tightening of the spindle in the tightest spaces.



43-0-1



43-0-11



BENEFITS

- Self-centering of the jaws through manual tightening of the spindle (Autogrip Technology)
- Integrated, freely movable pen on the T-handle ensures manual spindle drive in tight spaces
- The slim design of the jaws allows access to hard-to-reach places.
- No additional tool is needed for the pulling process.

TECHNICAL ATTRIBUTES

#	GTIN	mm/inch	mm/inch	Max. tensile force kN	Max. tension force t/US t. sh.	kg/lb	Included in the set	
43-0-1	-023330	0 - 60 3/8 - 2 3/8	50 2	10	1 1.10	0,25 0.551	27-A	✓
43-0-11	-023347	0 - 60 3/8 - 2 3/8	50 2	15	1.5 1.65	0,3 0.662	-	✓

SERIES 44
HANDY, 2-JAW INDUSTRIAL PULLER WITH FORCE-AMPLIFYING, SELF-CENTERING JAWS

The handy 2-jaw industrial puller with force-amplifying and self-centering jaws is used for pulling ball bearings, gears and discs in all common sizes for trade, workshop and industry. This allows any component to be released that sits on a shaft and is freely accessible from the outside. When the spindle pressure is applied, the part to be pulled is gripped ever more firmly by the interconnected jaws.



44-1
44-2
44-3
44-4

44-5
44-6
44-7
44-8

BENEFITS

- Self-centering of the jaws through manual tightening of the spindle (Autogrip Technology)
- Safe setup of the spindle through a swiveling spindle tip on both smooth surfaces and during centering (Switch Technology)
- Anti-slip safety (spindle neck) at the spindle head for safe working with a wrench
- Spindle outlet to protect the thread





TECHNICAL ATTRIBUTES

#	GTIN	mm/ inch	mm/inch	mm/inch		Nm/ft lb	Max. tensile force kN	Max. tension force t/US t. sh.	kg/lb		
44-1	-016028	0 - 100 1/2 - 3 7/8	100 3 7/8	13 1/2	M12 x 1,5	50 36.88	30	3 3.31	0,525 1.158	-	✓
44-2	-016103	0 - 120 3/4 - 4 3/4	120 4 3/4	17 11/16	M14 x 1,5	85 62.70	50	5 5.51	1 2.205	-	✓
44-3	-016288	0 - 160 7/8 - 6 3/8	160 6 3/8	19 3/4	M18 x 1,5	140 103.26	60	6 6.61	1,9 4.190	-	✓
44-4	-016363	0 - 250 7/8 - 9 7/8	200 7 7/8	24 15/16	G 5/8 inch	190 140.14	70	7 7.72	3,28 7.232	8-HP-623, K-8-HP-623	✓

#	GTIN	mm/ inch	mm/inch	SW mm/inch		Nm/ft lb	Max. tensile force kN	Max. tension force t/US t. sh.	kg/lb		
44-5	-815133	45 - 300 1 3/4 - 11 13/16	250 9 7/8	27 1 1/16	G 3/4 inch	200 147.52	95	9.5 10.47	5,2 11.466	8-HP-626, K-8-HP-626, 8-0-626	✓
44-6	-815218	55 - 375 2 3/16 - 14 3/4	280 11	27 1 1/16	G 3/4 inch	200 147.52	95	9.5 10.47	5,32 11.731	8-HP-626, K-8-HP-626, 8-0-626	✓
44-7	-007125	40 - 450 1 9/16 - 17 11/16	380 14 15/16	36 1 7/16	G 1 inch	400 295.04	120	12 13.23	11,86 26.151	8-HP-633, K-8-HP-633, 8-1-B, 8-1-F	✓
44-8	-007132	100 - 650 3 15/16 - 25 9/16	500 19 11/16	36 1 7/16	G 1 inch	450 331.92	150	15 16.53	14,5 31.973	8-HP-633, K-8-HP-633, 8-1-B, 8-1-F	✓

SERIES 45
HANDY, FORCE-AMPLIFYING, SELF-CENTERING 3-JAW INDUSTRIAL PULLER WITH FORCE-AMPLIFYING, SELF-CENTERING JAWS





45-1
45-2
45-3
45-4

45-5
45-6
45-7
45-8

The handy, 3-jaw industrial puller with force-amplifying and self-centering jaws is used for pulling off bearings, gears and discs in all common sizes for trades, workshops and industry. This makes it possible to remove any component that sits on a shaft and is freely accessible from the outside. When spindle pressure is applied, the part to be pulled off is gripped ever more tightly by the interconnected jaws. The 3-jaw design guarantees even load distribution and therefore a particularly secure hold on the part to be pulled off.

BENEFITS

- Self-centering of the jaws through manual tightening of the spindle (Autogrip Technology)
- Safe positioning of the spindle through a rotatable spindle tip on both smooth surfaces and during centerings (Switch Technology)
- 3-jaw ensures an even force distribution and allows for greater pulling forces.
- Anti-slip safety (spindle neck) at the spindle head for safe working with a wrench.
- Spindle outlet to protect the thread







TECHNICAL ATTRIBUTES

#	GTIN	mm/ inch	mm/inch	SW mm/inch		Nm/ft lb	Max. tensile force kN	Max. tension force t/US t. sh.	kg/lb		DEUTSCHES WERKZEUG FWI
45-1	-016448	0 - 100 1/2 - 3 7/8	100 3 7/8	13 1/2	M12 x 1,5	50 36.88	40	4 4.41	0,665 1.466	-	✓
45-2	-016516	0 - 120 3/4 - 4 3/4	120 4 3/4	17 11/16	M14 x 1,5	120 88.51	60	6 6.61	1,124 2.478	-	✓
45-3	-016691	0 - 160 7/8 - 6 3/8	160 6 3/8	19 3/4	M18 x 1,5	180 132.77	80	8 8.82	2,45 5.402	-	✓
45-4	-016776	0 - 250 7/8 - 9 7/8	200 7 7/8	24 15/16	G 5/8 inch	200 147.52	95	9.5 10.47	4,18 9.217	8-HP-623, K-8-HP-623	✓
45-5	-815393	45 - 300 1 3/4 - 11 13/16	250 9 13/16	27 1 1/16	G 3/4 inch	200 147.52	95	9.5 10.47	6,51 14.355	8-HP-626, K-8-HP-626, 8-0-626	✓

#	GTIN	mm/ inch	mm/inch	mm/inch		Nm/ft lb	Max. tensile force kN	Max. tension force t/US t. sh.	kg/lb		
45-6	-815478	55 - 375 2 3/16 - 14 3/4	280 11 1/32	27 1 1/16	G 3/4 inch	200 147.52	95	9.5 10.47	6,95 15.325	8-HP-626, K-8-HP-626, 8-0-626	✓
45-7	-821646	40 - 450 1 9/16 - 17 11/16	380 14 15/16	36 1 7/16	G 1 inch	400 295.04	120	12 13.23	15,75 34.729	8-HP-633, K-8-HP-633, 8-1-B, 8-1-F	✓
45-8	-007149	100 - 650 3 15/16 - 25 9/16	500 19 11/16	36 1 7/16	G 1 inch	450 331.92	150	15 16.53	19,71 43.461	8-HP-633, K-8-HP-633, 8-1-B, 8-1-F	✓

SERIES 114

Kombi-Puller



APPLICATION

The adjustable, 2-jaw/3-jaw Kombi-Pullers of Series 114 with self-centering jaws (Autogrip Technology) are versatile for external extraction as well as internal extraction of ball bearings, gears, discs and similar components in all common sizes for craft, workshop and industry. For contactless and especially gentle extraction, the puller can be combined with a sliding hammer using a suitable thread adapter. The 3-jaw design guarantees an even load distribution and thus particularly secure retention on the part being removed. If there is little space around the component, the 3-jaw puller can be converted to a 2-jaw puller thanks to the crossbar.

Benefits

- Self-centering jaws with spring tension (Autogrip Technology)
- Crossbar enables both 2-jaw and 3-jaw extraction
- Optionally convertible from an external extractor to an internal extractor by reversing the jaws
- 3-jaw design ensures even force distribution and allows for higher pulling forces

CONSTRUCTION



DETAILED VIEWS



Opening the bayonet lock on the Kombi-Puller of Series 114



The mounting points of the jaws are located beneath the spring plate



The Kombi-Puller of Series 114 when changing the hook position on the crossbar



Quick conversion from external to internal extractor

APPLICATION EXAMPLES



The 2-jaw Kombi-Puller of Series 114 during external extraction of a ball bearing from a gearbox component



The 3-jaw Kombi-Puller of Series 114 during external extraction of a ball bearing from a gearbox component



The 114-2 as an internal extractor in combination with a sliding hammer for extracting a cylindrical roller bearing from a housing

SERIES 114
COMBINATION PULLER WITH SELF-CENTERING JAWS



The adjustable, 2-jaw/3-jaw combination Pullers of series 114 with self-centering jaws (Autogrip Technology) are versatile for external extraction as well as internal extractor of bearings, gears, discs, and similar components. For non-contact and particularly gentle extraction, the Puller can be combined with a sliding hammer using a suitable thread adapter. The 3-jaw design ensures even load distribution and thus particularly secure hold on the part to be pulled off. If there is little space around the component, the 3-jaw Puller can be converted into a 2-jaw Puller thanks to the crossbar.

BENEFITS

- Self-centering jaws with spring tension (Autogrip Technology)
- Optional convertible from an external puller to an internal extractor by reversing the jaws.
- The combination crossbar allows for both 2-jaw and 3-jaw Pulling.
- 3-jaw ensures an even distribution of force and allows for greater pulling forces.







TECHNICAL ATTRIBUTES

#	GTIN	mm/ inch	mm/inch	mm/inch	SW mm/inch		Nm/ft lb	Max. tensile force kN	Max. tension force t/US t. sh.	kg/lb	
114-1 New	-892400	0 - 75 0 - 2 15/16	75 2 15/16			M12 x 1,5	0.00	20	2 2.20	0,835 1.841	✓
114-2 New	-009372	0 - 100 0 - 3 15/16	100 3 15/16	62 - 100 2 7/16 - 3 15/16	13 1/2	M14 x 1,5	60 44.26	50	5 5.51	0,3 0.662	✓
114-3 New	-010941	0 - 175 0 - 6 7/8	175 6 7/8	40 - 110 1 9/16 - 4 5/16	17 11/16	M16 x 1,5	115 84.82	70	7 7.72	0,3 0.662	✓

SERIES 482 | 483 | 48

HANDY PULLERS WITH FORCE-AMPLIFYING, SELF-CENTERING AND CLAMPING JAWS



APPLICATION

The handy 2-jaw and 3-jaw pullers with force-amplifying, self-centering and clamping jaws are used for pulling ball bearings, gears, and discs in narrow, hard-to-reach spaces. Due to the integrated force transmission with a spring mechanism, the clamping force increases proportionally with the pulling force. By tightening the spindle, the jaws are automatically centered.

Benefits

- Self-centering jaws by manual tightening of the spindle (Autogrip Technology)
- Integrated, freely movable pin on the T-handle guarantees manual spindle drive in tight spaces
- Slim design of the jaws enables access to hard-to-reach areas
- Thread design enables quick tightening of the spindle, as fewer turns are required (series 482)
- Hexagon on the spindle suitable for use with powered tools (482-3 to 482-5, 483-3 to 483-5)

STRUCTURE OF A PULLER, EXAMPLE: 482-3



FEATURES OF THE SERIES

SERIES 482

2-jaw puller with self-centering jaws



The handy, 2-jaw puller of series 482 is used for dismantling hard-to-reach components.

SERIES 483

3-jaw puller with self-centering jaws



Thanks to the 3-jaw design, the pullers of series 483 ensure uniform force distribution, allowing for even greater pulling forces.

SERIES 48

Battery terminal puller with one-hand clamping



The handy, 2-jaw puller with self-centering jaws is used for pulling battery terminals.

APPLICATION EXAMPLES



Positioning the jaws on the component to be removed



Removal of a ball bearing from a gear wheel

SERIES 482
HANDY 2-JAW PULLER WITH FORCE-AMPLIFYING, SELF-CENTERING, TENSIONING JAWS

The handy 2-jaw puller with force-amplifying, self-centering and clamping jaws is used for pulling bearings, gear wheels and discs in tight clearances. This makes it possible to loosen components that sit on shafts and are freely accessible from the outside.

BENEFITS

- Self-centering of the jaws through manual tightening of the spindle (Autogrip Technology)
- An integrated, free-moving pen at the T-handle ensures manual spindle drive in the tightest spaces.
- The slim design of the jaws allows access to poorly accessible areas.
- The thread design allows for a quick tightening of the spindle, as fewer rotations are required.
- No additional tools are needed for the pulling process.



482-1 482-2 482-3 482-4 482-5







TECHNICAL ATTRIBUTES

#	GTIN	mm/inch	mm/inch	mm/inch	Nm/ft lb	Max. tensile force kN	Max. tension force t/US t. sh.	kg/lb	Included in the set	
482-1	-479779	0 - 60 5/8 - 2 3/8	40 1 5/8	T-handle	0.00	15	1.5 1.65	0,235 0.518	K-482	✓
482-2	-479854	4 - 85 3/4 - 3 3/8	90 4	T-handle	0.00	15	1.5 1.65	0,36 0.794	K-482	✓
482-3	-479939	4 - 150 3/4 - 5 7/8	150 5 7/8	13 1/2	35 25.82	25	2.5 2.76	0,875 1.929	K-482	✓
482-4	-480096	0 - 200 3/4 - 7 7/8	200 7 7/8	17 11/16	40 29.50	30	3 3.31	1,68 3.704	-	✓
482-5	-480171	0 - 250 3/4 - 9 7/8	250 9 7/8	17 11/16	40 29.50	30	3 3.31	1,92 4.234	-	✓

SERIES 483
HANDY, 3-JAW PULLER WITH FORCE-AMPLIFYING, SELF-CENTERING, CLAMPING JAWS



483-2 483-3 483-4 483-5



The handy 3-jaw puller with force-amplifying, self-centering and tensioning jaws is used for pulling off bearings, gears and discs in tight spaces. This makes it possible to loosen any component that sits on a shaft and is freely accessible from the outside.

BENEFITS

- Self-centering of the jaws through manual tightening of the spindle (Autogrip Technology)
- The slim design of the jaws enables access to difficult-to-reach areas.
- 3-jaw ensures an even distribution of force and allows for greater pulling forces.
- Anti-slip safety (spindle neck) at the spindle head for safe working with a wrench.
- The thread shape allows for quick tightening of the spindle, as fewer rotations are required.

TECHNICAL ATTRIBUTES

#	GTIN	mm/inch	mm/inch	SW mm/inch	Nm/ft lb	Max. tensile force kN	Max. tension force t/US t. sh.	kg/lb	
483-2	-480331	4 - 85 3/4 - 3 3/8	90 4	T-handle	0.00	15	1.5 1.65	0,425 0.937	✓
483-3	-480416	4 - 150 3/4 - 5 7/8	150 5 7/8	13 1/2	35 25.82	25	2.5 2.76	1,16 2.558	✓
483-4	-480584	0 - 200 3/4 - 7 7/8	200 7 7/8	17 11/16	40 29.50	30	3 3.31	1,72 3.793	✓
483-5	-480669	0 - 250 3/4 - 9 7/8	250 9 7/8	17 11/16	40 29.50	30	3 3.31	2,395 5.281	✓

SERIES 48
SINGLE-HANDED TENSIONING PULLER



The handy 2-jaw puller with self-centering jaws is used to remove battery terminals. It can loosen any component that sits on a shaft and is freely accessible from the outside. The narrow jaws are suitable for tight, hard-to-reach spots. The freely movable pin on the T-handle ensures comfortable one-handed tightening of the spindle in confined spaces. The pulling process occurs in direct contact with the part to be tightened, thereby ensuring a controlled application of force.

BENEFITS

- Self-centering of the jaws by manually tightening the spindle (Autogrip Technology)
- Integrated, freely movable pen on the T-handle ensures manual spindle drive in the tightest spaces
- Easy one-handed operation for flexible working
- The slim design of the jaws allows access to hard-to-reach places. No additional tool is required for the pulling process.

TECHNICAL ATTRIBUTES

#	GTIN	mm/inch	mm/inch	Max. tensile force kN	Max. tension force t/US t. sh.	kg/lb	
48	-170539	0 - 60 0 - 2 3/8	40 1 5/8	15	1.5 1.65	0,225 0.496	✓

SERIES K-482
HANDY 2-JAW PULLER SET





The 3-piece, handy puller with force-amplifying, self-centering and tensioning jaws in the set is used for 2-jaw pulling of bearings, gears, and discs in tight and poorly accessible spaces. This allows for loosening externally accessible parts.

BENEFITS

- Application-oriented assembly for universal use
- By storing it in the box, the completeness of the set can be easily overviewed.
- Self-centering of the jaws through manual tightening of the spindle (Autogrip Technology)
- Integrated, freely movable T-handle guarantees manual spindle drive in tight spaces.
- The slim design of the jaws allows access to hard-to-reach areas.

TECHNICAL ATTRIBUTES

#	GTIN	mm/inch	mm/inch	SW mm/inch	Max. tensile force kN	Max. tension force t/US t. sh.	kg/lb	Consists of	
K-482	-123245	0 - 150 0 - 5 7/8	0 - 150 0 - 5 7/8	13 1/2	25	2.5 2.76	2,44 5.380	482-1, 482-2, 482-3	✓

SERIES 844-B | 845-B

PULLER WITH FORCE-AMPLIFYING, SELF-CENTERING JAWS AND GREASE HYDRAULIC SPINDLE



APPLICATION

The handy 2-jaw and 3-jaw Pullers with force-amplifying, self-centering jaws and grease hydraulic spindle are used for pulling especially tight ball bearings, gears, and discs in all common sizes for craft, workshop, and industry. By tightening the spindle, the jaws are automatically centered.

Benefits

- Self-centering of the jaws by manual tightening of the spindle (Autogrip Technology)
- Spindle extensions allow quick adaptation to a wide variety of requirements
- Hydraulic spindle guarantees easy and controlled removal of particularly tight parts with minimal effort
- Slim design of the jaws enables access to poorly accessible areas

CONSTRUCTION OF A PULLER USING THE EXAMPLE 844-3-B



SPECIAL FEATURES OF THE SERIES

SERIES 844-B



The grease hydraulic spindle of the Series 800 is the motor of the puller and achieves a tension force of 10 t. The spindle is knurled on the sides to provide particularly good grip for the fingers when readjusting.

SERIES 845-B



The 3-jaw design guarantees even load distribution and thus particularly secure hold on the part to be pulled.

APPLICATION EXAMPLES



Pulling a ball bearing from the gear wheel



Removal of a ball bearing from drive flange

SERIES 844-B
HANDY 2-JAW PULLER WITH FORCE-AMPLIFYING, SELF-CENTERING JAWS AND HYDRAULIC SPINDLE



The handy 2-jaw puller with force-amplifying, self-centering jaws and a grease-hydraulic spindle is used for pulling particularly tight bearings, gears and discs. The spindle stands out for its compact design and ease of use.

BENEFITS

- Self-centering of the jaws through manual tightening of the spindle (Autogrip Technology)
- Spindle extensions allow for a quick adaptation to a wide range of requirements.
- The hydraulic spindle guarantees easy and controlled removal of especially stuck parts with little effort.
- The slim design of the jaws allows access to hard-to-reach places.
- No additional tools are needed for the pulling process.







TECHNICAL ATTRIBUTES

#	GTIN	mm/inch	mm/inch	Nm/ft lb	Max. tensile force kN	Max. tension force t/US t. sh.	kg/lb	Included in the set	
844-1-B	-031601	26 - 100 2 - 3 7/8	100 3 7/8	40 29.50	100	10 11.02	3,39 7.475	845-150, 845-855, 845-858, 845-851	✓
844-2-B	-031946	51 - 150 3 - 5 7/8	150 5 7/8	40 29.50	100	10 11.02	4,45 9.812	845-150, 845-855, 845-858, 845-851	✓
844-3-B	-032448	39 - 150 3 - 5 7/8	250 9 7/8	40 29.50	100	10 11.02	4,92 10.849	845-851, 845-855, 845-858, 845-250	✓
844-4-B	-076091	64 - 200 3 7/8 - 7 7/8	200 7 7/8	40 29.50	100	10 11.02	4,9 10.805	845-250, 845-855, 845-858, 845-851	✓

PRODUKTDETAILS

#	GTIN	mm/inch	mm/inch	Nm/ft lb	Max. tensile force kN	Max. tension force t/US t. sh.	kg/lb	Included in the set	
844-5-B	-032776	96 - 250 5 1/8 - 9 7/8	250 9 7/8	40 29.50	100	10 11.02	5,12 11.290	845-250, 845-851, 845-855, 845-858	✓

SERIES 845-B
HANDY, 3-JAW PULLER WITH FORCE-AMPLIFYING, SELF-CENTERING JAWS AND HYDRAULIC SPINDLE



The handy 2-jaw and 3-jaw pullers with force-amplifying, self-centering jaws and a grease-hydraulic spindle are used for pulling particularly tight bearings, gears and discs in all common sizes for trades, workshops and industry. The grease-hydraulic spindle achieves a tension force of 10 t. This allows any component to be loosened that is seated on a shaft and is freely accessible from the outside. When tightening the spindle, the jaws are automatically centered.

BENEFITS

- Self-centering of the jaws through manual tightening of the spindle (Autogrip Technology)
- Spindle extensions allow for a quick adaptation to a wide range of requirements.
- The hydraulic spindle guarantees easy and controlled removal of especially stuck parts with little effort.
- The slim design of the jaws allows access to hard-to-reach places.
- No additional tools are needed for the pulling process.





TECHNICAL ATTRIBUTES

#	GTIN	mm/inch	mm/inch	Nm/ft lb	Max. tensile force kN	Max. tension force t/US t. sh.	kg/lb	Included in the set	
845-1-B	-033278	26 - 100 2 - 3 7/8	100 3 7/8	40 29.50	100	10 11.02	4,11 9.063	845-150, 845-855, 845-858, 845-851	✓
845-2-B	-033438	75 - 150 3 - 5 7/8	150 5 7/8	40 29.50	100	10 11.02	2 4.410	845-150, 845-855, 845-858, 845-851	✓
845-3-B	-033681	39 - 150 3 - 5 7/8	250 9 7/8	40 29.50	100	10 11.02	5,99 13.208	845-250, 845-851, 845-855, 845-858	✓

PRODUKTDETAILS

#	GTIN	mm/inch	mm/inch	Nm/ft lb	Max. tensile force kN	Max. tension force t/US t. sh.	kg/lb	Included in the set	
845-4-B	-033841	64 - 200 3 7/8 - 7 7/8	200 7 7/8	40 29.50	100	10 11.02	5,96 13.142	845-250, 845-855, 845-858, 845-851	✓
845-5-B	-034008	96 - 250 5 1/8 - 9 7/8	250 9 7/8	40 29.50	100	10 11.02	6,6 14.553	845-851	✓

SERIES 845-150
HYDRAULIC "4 PULLER" SET WITH SELF-CENTERING PULLER JAWS

The 11-piece hydraulic "4 Puller" set with self-centering jaws is used for pulling bearings, gears, discs, etc. in crafts, industry, and workshops. The set includes pullers, hydraulic spindle, jaws, as well as 2-jaw and 3-jaw combo crossbars that can be combined into four different pullers through the easily interchangeable, multiple combinable individual parts.



BENEFITS

- Application-oriented assembly for universal use
- Pullers of series 800 use the same hydraulic spindle and require no additional accessories.
- For the series 800, there are numerous easily exchangeable and combinable individual parts and supplements.
- Through the various pullers, spans of 50-150 mm are covered, thus providing suitable pullers for most pulling situations.





TECHNICAL ATTRIBUTES

#	GTIN	mm/inch	mm/inch	Max. tensile force kN	Max. tension force t/US t. sh.	kg/lb	Consists of	✓
845-150	-717871	26 - 150 1 1/32 - 5 7/8	0 - 150 0 - 5 7/8	100	10 11.02	9,66 21.300	800, 845-004, 844-020, 800-050, 800-100, 844-100, 844-150	✓

SERIES 845-250
HYDRAULIC "6 PULLER" SET WITH SELF-CENTERING PULLER JAWS

The 15-piece hydraulic "6 Puller" set with self-centering jaws is used for pulling bearings, gears, discs, etc. in craft, industry, and workshops. The set includes pullers, hydraulic spindle, hooks, as well as 2-jaw and 3-jaw combination crossbars that can be combined into six different pullers through easily interchangeable, multifunctional individual components.



BENEFITS

- Application-oriented assembly for universal use
- By storing it in the box, the completeness of the set can be easily overviewed.
- The pullers of the series 800 use the same hydraulic spindle and require no additional accessories.
- For the series 800, there are numerous easily exchangeable and combinable individual parts and supplements.
- Through the various pullers, span widths of 50-150 mm are covered, making suitable pullers available for most pulling situations.







TECHNICAL ATTRIBUTES

#	GTIN	mm/inch	mm/inch	Max. tensile force kN	Max. tension force t/US t. sh.	kg/lb	Consists of	
845-250	-717956	39 - 250 1 9/16 - 9 13/16	0 - 250 0 - 9 13/16	100	10 11.02	15,57 34.332	800, 845-004, 844-020, 800-050, 800-100, 800-150, 844-200, 844-250, 844-251	✓

SERIES 845-851
HYDRAULIC "10 PULLER" SET WITH SELF-CENTERING PULLER JAWS

The 21-piece hydraulic "10 Puller" set with self-centering puller jaws is used for pulling bearings, gears, discs, etc. in crafts, industry, and workshops. The set includes pullers, hydraulic spindles, jaws, as well as 2-jaw and 3-jaw combo crossbars, which can be combined into ten different pullers through the easily interchangeable, multiple combinable individual parts.



BENEFITS

- Application-oriented assembly for universal use
- The pullers of the series 800 use the same hydraulic spindle and require no additional accessories.
- For the series 800, there are numerous easily exchangeable and combinable individual parts and supplements.
- Through the various pullers, span widths of 50-150 mm are covered, making suitable pullers available for most pulling situations.







TECHNICAL ATTRIBUTES

#	GTIN	mm/inch	mm/inch	Max. tensile force kN	Max. tension force t/US t. sh.	kg/lb	Consists of	DEUTSCHES WERKZEUG FWI
845-851	-172854	26 - 250 1 1/32 - 9 13/16	0 - 250 0 - 9 13/16	100	10 11.02	19,72 43.483	800, 845-004, 844-020, 800-050, 800-100, 800-150, 844-100, 844-150, 844-200, 844-250, 844-251	✓

SERIES 845-855
HYDRAULIC UNIVERSAL PULLER SET









The 29-piece hydraulic universal puller set with a pulling device and self-centering jaws is used for Pulling and Separation of bearings, gears, discs, etc. As a set of the 800 series, it enables a variety of hydraulic Pulling options with consistent modularity.

BENEFITS

- Application-oriented assembly for universal use
- Pullers of series 800 use the same hydraulic spindle and do not require additional accessories.
- For the series 800, there are numerous easily exchangeable and combinable individual parts and supplements.
- Through the ten different pullers, spans of 50-250 mm are covered, making suitable pullers available for most pulling situations.

TECHNICAL ATTRIBUTES

#	GTIN	mm/ inch	mm/inch	mm/inch	mm/inch	mm/inch	Max. tensile force kN	Max. tension force t/US t. sh.	kg/lb	Consists of	
845-855	-172939	26 - 250 1 1/32 - 9 13/16	0 - 250 0 - 9 13/16	85 - 270 3 3/8 - 10 5/8	780 30 11/16	25 - 155 1 - 6 1/8	100	10 11.02	37 81.585	800, 800-050, 800-100, 800-150, 844-020, 844-100, 844-150, 844-200, 844-250, 844-251, 845-004, Y-215-3, 818-820, 818-250, 818-280	✓

SERIES 845-858
HYDRAULIC UNIVERSAL PULLER AND EXTRACTOR SET





The 34-piece hydraulic universal puller and extractor set with self-centering jaws and pulling device is used for Pulling, Separation, and internal extraction of bearings, gears, discs, etc. As a set of the 800 series, it enables hydraulic Pulling capabilities with high modularity.

BENEFITS

- Application-oriented assembly for universal use
- By storing it in the box, the completeness of the set can be easily overviewed.
- Pullers of series 800 use the same hydraulic spindle and do not require any additional accessories.
- For the series 800, there are numerous easily interchangeable and combinable individual parts and enhancements.
- Through the ten different pullers, spans of 50-250 mm are covered, thus making suitable pullers available for most extraction situations.







TECHNICAL ATTRIBUTES

#	GTIN	mm/ inch	mm/inch	mm/inch	mm/inch	mm/inch	mm/inch	Max. tensile force kN	Max. tension force t/US t. sh.	kg/lb	Consists of	
845-858	-173011	26 - 250 1 1/32 - 9 13/16	0 - 250 0 - 9 13/16	30 - 180 1 3/16 - 7 1/16	85 - 270 3 3/8 - 10 5/8	780 30 11/16	25 - 155 1 - 6 1/8	100	10 11.02	37 81.585	800, 800-050, 800-100, 800-150, 844-020, 844-100, 844-150, 844-200, 844-250, 844-251, 845-004, Y-215-3, 818-820, 818-250, 818-280, 818-021	✓

SERIES 820
2-JAW PULLER WITH HYDRAULIC SPINDLE



The 2-jaw puller with hydraulic spindle is used for safely pulling particularly stubborn bearings, gears, and discs in all common sizes for handcraft, workshop, and industry. The hydraulic spindle of series 800 is the motor of the puller and achieves a tension force of 10 t. As a true powerhouse, the spindle impresses with a compact design, easy usability, and portable application. The spindle is ribbed on the sides to provide particularly good grip for the fingers when resetting.

BENEFITS

- The screw connection allows easy loosening and particularly tight fastening of the jaws with an allen key
- The hydraulic spindle guarantees easy and controlled pulling of particularly stubborn parts with minimal effort.
- Application also for eccentric components through free-moving, sliding puller jaws on the crossbar.
- Variable adjustment for any spread between 85 mm – 225 mm
- Optional convertible from an external puller to an internal extractor by reversing the jaws.

TECHNICAL ATTRIBUTES

#	GTIN	mm/inch	mm/inch	Nm/ft lb	Max. tensile force kN	Max. tension force t/US t. sh.	kg/lb	Included in the set	
820-0	-173684	85 - 225 3 3/8 - 8 7/8	225 8 7/8	40 29.50	100	10 11.02	7,24 15.964	818-215	✓

SERIES 818-215
HYDRAULIC BEARING PULLER AND EXTRACTOR SET



The 20-piece hydraulic bearing puller and extractor set is used for pulling and internal extraction of ball bearings, roller bearings, internal rings, and other flush-mounted parts when there is insufficient space for puller jaws. As a set of series 800, it allows for high modularity.

BENEFITS

- Application-oriented assembly for universal use
- By storing it in the box, the completeness of the set can be easily overviewed.
- Pullers of series 800 use the same hydraulic spindle and do not require any additional accessories.
- For the series 800, there are numerous easily interchangeable and combinable individual parts and enhancements.
- The hydraulics enable high pulling performance with low effort.



TECHNICAL ATTRIBUTES

#	GTIN	mm/ inch	mm/inch	mm/inch	mm/inch	mm/inch	mm/inch	Max. tensile force kN	Max. tension force t/US t. sh.	kg/lb	Consists of	
818-215	-173271	85 - 225 3 3/8 - 8 7/8	225 8 7/8	30 - 180 1 3/16 - 7 1/16	85 - 270 3 3/8 - 10 5/8	780 30 11/16	22 - 155 7/8 - 6 1/8	100	10 11.02	27,12 59.800	800, 800-050, 800-100, 800-150, 818-250, 818-279, 818-280, 818-820, 820-225-P, Y-215-2, Y-215-3, 818-021	✓

KUKKO // *Pull forward*

SERIES 12

„ALLIGATOR“ PULLER WITH FIXED JAWS



APPLICATION

The 3-jaw „Alligator“ pullers with fixed jaws and anti-slip safety (spindle neck) are used for pulling particularly stubborn bearings, gears, disks, etc. in all common sizes for trades, workshops, and industry. This allows any component mounted on a shaft and freely accessible from the outside to be removed. By tightening the key, the jaws are automatically centered and firmly clamped. This prevents slipping and movement of the jaws.

Benefits

- The Alligator mechanism ensures that the jaws can only be opened and closed by operating the adjustment key
- Key ensures a force-locked fixing of the puller without the jaws slipping off or shifting
- Self-centering of the jaws by tightening the key
- Secure placement of the spindle thanks to the rotating spindle tip (ball and tip) both on smooth surfaces and for centerings (Switch Technology)
- Anti-slip safety (spindle neck) at the spindle head for safe operation using a wrench

CONSTRUCTION OF THE PULLER USING THE 12-1 AS AN EXAMPLE



SPECIAL FEATURES OF THE SERIES

SERIES 12



The 3-jaw „Alligator“ puller with fixed jaws and anti-slip safety (spindle neck) is used for pulling particularly stubborn bearings, gears, and disks.

SERIES 12-A



The 3-jaw „Alligator“ puller with presettable jaws is equipped with a hook rest on the inside and outside. This makes it universally usable as both an external puller and an internal extractor.

APPLICATION EXAMPLES



Removing a pulley from a car alternator



Dismantling a propeller with the 12-2

SERIES 12
3-JAW PULLER "ALLIGATOR" WITH FIXED PULLER JAWS AND ANTI-SLIP SAFETY



The 3-jaw puller "Alligator" with fixed jaws and anti-slip safety is used for pulling particularly stubborn bearings, gears, and discs in all common sizes for craft, workshop, and industry. This allows for loosening any component that is seated on a shaft and is freely accessible from the outside. By tightening the key, the puller jaws are forced to be centered and tightened securely. This prevents slipping or movement of the jaws.

BENEFITS

- The Alligator puller guarantees that the jaws can only be opened and closed by operating the tensioning key.
- The key ensures a force-strong fixing of the puller without dropping off or deviating of the jaws.
- Self-centering of the jaws by tightening the key
- Secure attachment of the spindle through a rotatable spindle tip on both smooth surfaces and during centering (Switch Technology)
- In models starting from size 12-4, there is a hook support on both the inside and outside, allowing the puller to be used for both external extraction and internal extraction (the use as a mobile press is also possible).





TECHNICAL ATTRIBUTES

#	GTIN	mm/inch	mm/inch	SW mm/inch	Nm/ft lb	Max. tensile force kN	Max. tension force t/US t. sh.	kg/lb	
12-1	-006616	0 - 100 3/4 - 3 7/8	100 3 7/8	17 11/16	180 132.77	80	8 8.82	1,24 2.734	✓
12-2	-006791	9 - 150 1 3/8 - 5 7/8	125 4 7/8	19 3/4	190 140.14	90	9 9.92	1,72 3.793	✓
12-3	-006876	16 - 200 2 - 7 7/8	165 6 1/2	24 15/16	250 184.40	100	10 11.02	3,5 7.718	✓

SERIES 12-A
3-JAW PULLER WITH ADJUSTABLE EXTRACTION JAWS FOR INTERNAL AND EXTERNAL PULLING









The 3-jaw puller with adjustable puller jaws for external and internal extraction is used for pulling bearings, gears, discs, etc. in all common sizes for crafts, workshops, and industry. This allows for the loosening of any component that either sits on a shaft and is freely accessible from the outside or is fitted internally and thus needs to be pulled differently. The models are equipped with one jaw support on the inside and the outside, allowing them to be used for both external pulling and internal extraction.

BENEFITS

- The cross hooks ensure maximum stability for suspending the jaws in the sliding piece (Armlock Technology)
- The three-jaw design ensures even load distribution and a particularly secure hold.
- Smooth adjustment of the symmetrically tensioning arms to the required spread with a key allows for variable application.
- Also usable as a mobile press

TECHNICAL ATTRIBUTES

#	GTIN	mm/inch	mm/inch	SW mm/inch	Nm/ft lb	Max. tensile force kN	Max. tension force t/US t. sh.	kg/lb	
12-4	-850509	0 - 250 0 - 9 7/8	225 8 7/8	27 1 1/16	300 221.28	100	10 11.02	11,99 26.438	✓
12-5	-850684	0 - 350 0 - 13 3/4	275 10 7/8	27 1 1/16	300 221.28	100	10 11.02	13,485 29.734	✓
12-6	-850769	0 - 450 0 - 17 3/4	300 11 7/8	36 1 7/16	280 206.53	150	15 16.53	32,5 71.663	✓
12-7	-850844	0 - 650 0 - 25 5/8	350 13 3/4	36 1 7/16	280 206.53	150	15 16.53	4 8.820	✓

SERIES 14

PULLER WITH SELF-TENSIONING, CROSSING JAWS

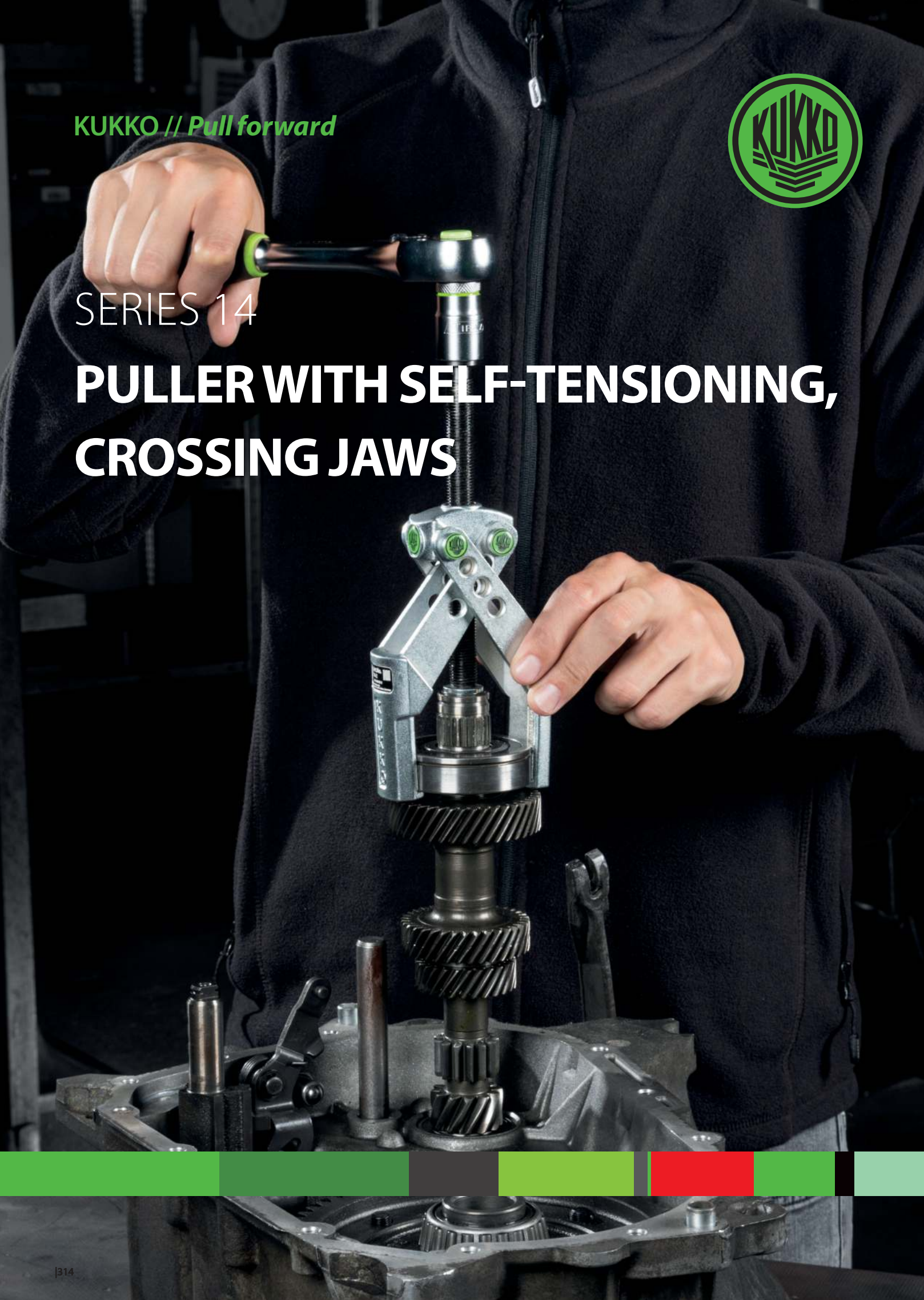

APPLICATION

The special feature of the series 14 is the intersecting jaws with claw feet. During the pulling process, the scissor-like hook guide presses the claw feet against the part to be pulled. This means that even the narrowest gaps between pinions, bearings and similar components can be reached. Due to their design, the pullers are also characterized by an extremely wide clamping range.

Benefits
- Quick and easy assembly of the jaws
- Extremely wide spread due to variable mounting of the jaws
- Spread and reach can be individually adjusted
- If space is limited, the two jaws can be fitted first, before they are fitted in the second step with Crossbar and holding pins can be fixed

STRUCTURE OF THE PULLER USING EXAMPLE 14-1

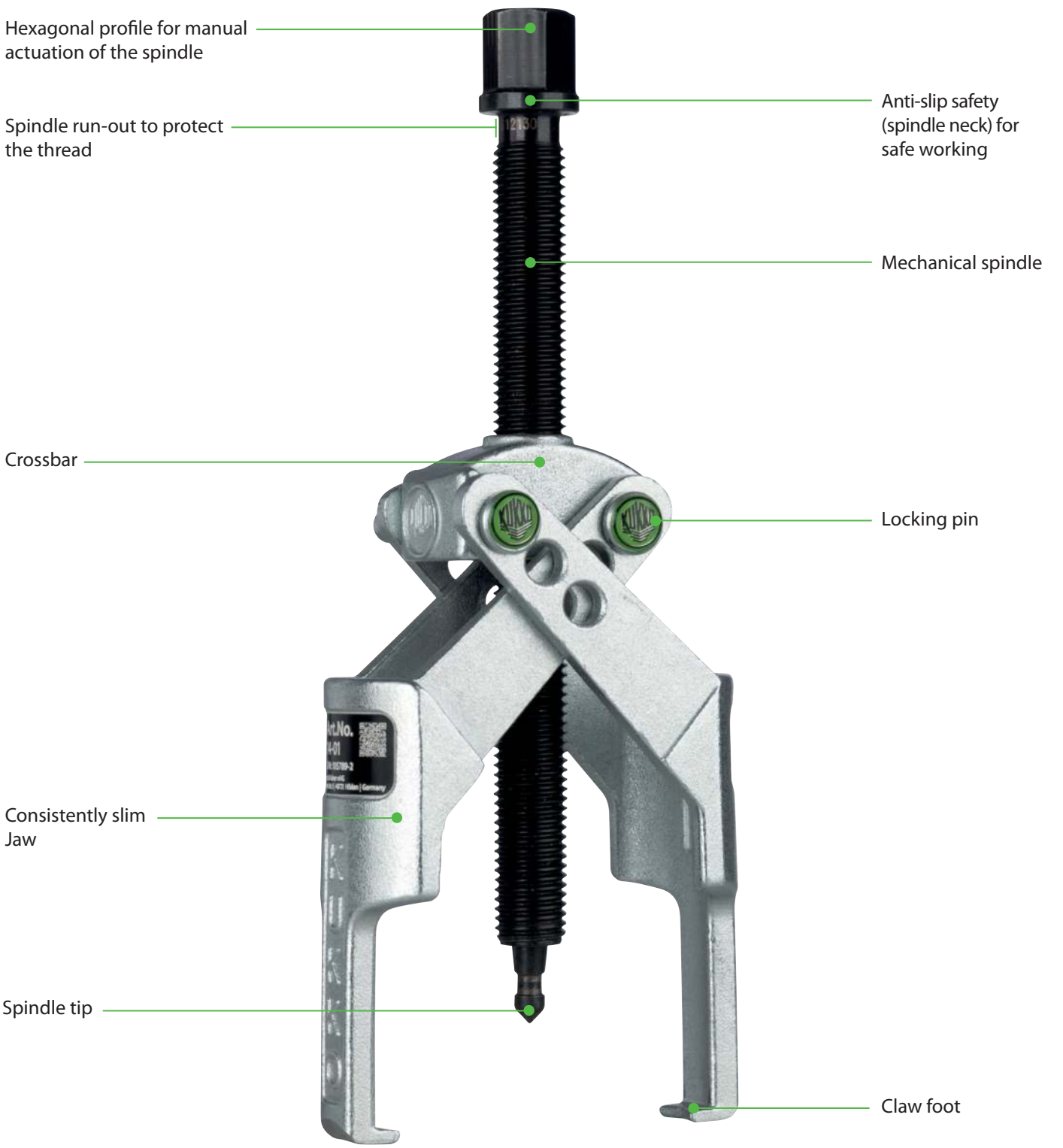

LOCKING PIN

The self-locking retaining pins guarantee quick and easy adjustment for variable span width ranges. The spread and reach can thus be individually adjusted.



Manually removable locking pins



Reassembling the individual components and reversing the jaws



Legs are adjusted and locking pin is inserted

APPLICATION EXAMPLES



The scissor-like hook guide ensures a secure hold. The claw feet enclose the pulley



Pulling a ball bearing from a gear shaft



The crossover of the jaws increases the span range many times over

SERIES 14
2-JAW PULLER WITH SELF-CLAMPING, CROSSING PULLER JAWS





The 2-jaw puller with self-gripping, intersecting puller arms is used for extracting sprockets, pulleys, bearings, and similar components in tight spaces. Self-locking retaining pins ensure quick and easy adjustment for variable spread ranges. The puller is self-gripping and simple to handle. During the pulling process, the scissor-like arm guidance firmly presses the claws against the part to be pulled. This provides a secure hold at all times.

BENEFITS

- Fast and easy assembly of the jaws
- Extremely high spread range due to variable mounting of the jaws
- Span width and span depth can be individually adjusted.
- In confined spaces, the two jaws can be mounted first and then fixed in the second step with a crossbar and retaining pins.
- Self-locking stop pins that do not fall out while working thanks to ball retention.

TECHNICAL ATTRIBUTES

#	GTIN	mm/inch	mm/inch	mm/inch	Nm/ft lb	Max. tensile force kN	Max. tension force t/US t. sh.	kg/lb	
14-1	-455421	0 - 100 1/4 - 3 7/8	85 3 3/8	13 1/2	50 36.88	25	2.5 2.76	0,475 1.047	✓
14-2	-248443	2 - 140 3/8 - 5 1/2	125 4 7/8	17 11/16	80 59.01	35	3.5 3.86	1,6 3.528	✓
14-3	-248511	5 - 140 5/8 - 5 1/2	160 6 3/8	17 11/16	100 73.76	45	4.5 4.96	1,28 2.822	✓

SERIES 14-S
2-JAW PULLER WITH NARROW, SELF-CLAMPING, CROSSING PULLER JAWS



The 2-jaw puller with narrow, self-gripping, intersecting jaws is used for extracting sprockets, pulleys, bearings, and similar components in tight spaces. Self-locking retaining pins ensure quick and easy adjustment for variable span ranges. The puller is self-gripping and easy to handle. During the extraction process, the scissor-like arm guidance presses the claws firmly against the part being pulled. This ensures a secure grip at all times.

BENEFITS

- Fast and easy assembly of the jaws
- Extremely high spread range due to variable mounting of the jaws
- Span width and span depth can be individually adjusted.
- In confined spaces, the two jaws can be mounted first and then fixed in the second step with a crossbar and retaining pins.
- Self-locking stop pins that do not fall out while working thanks to ball retention.







TECHNICAL ATTRIBUTES

#	GTIN	mm/inch	mm/inch	SW mm/inch	Nm/ft lb	Max. tensile force kN	Max. tension force t/US t. sh.	kg/lb	
14-01	-459559	0 - 100 1/4 - 3 7/8	85 3 3/8	13 1/2	30 22.13	10	1 1.10	0,45 0.992	✓
14-02	-774300	0 - 140 1/4 - 5 1/2	125 6 3/8	17 11/16	30 22.13	10	1 1.10	1,6 3.528	✓
14-03	-460111	0 - 140 1/4 - 5 1/2	160 6 3/8	17 11/16	40 29.50	20	2 2.20	1,12 2.470	✓

SERIES 112 | 113

PULLER FOR ROLLER BEARINGS WITH CONE KNOB

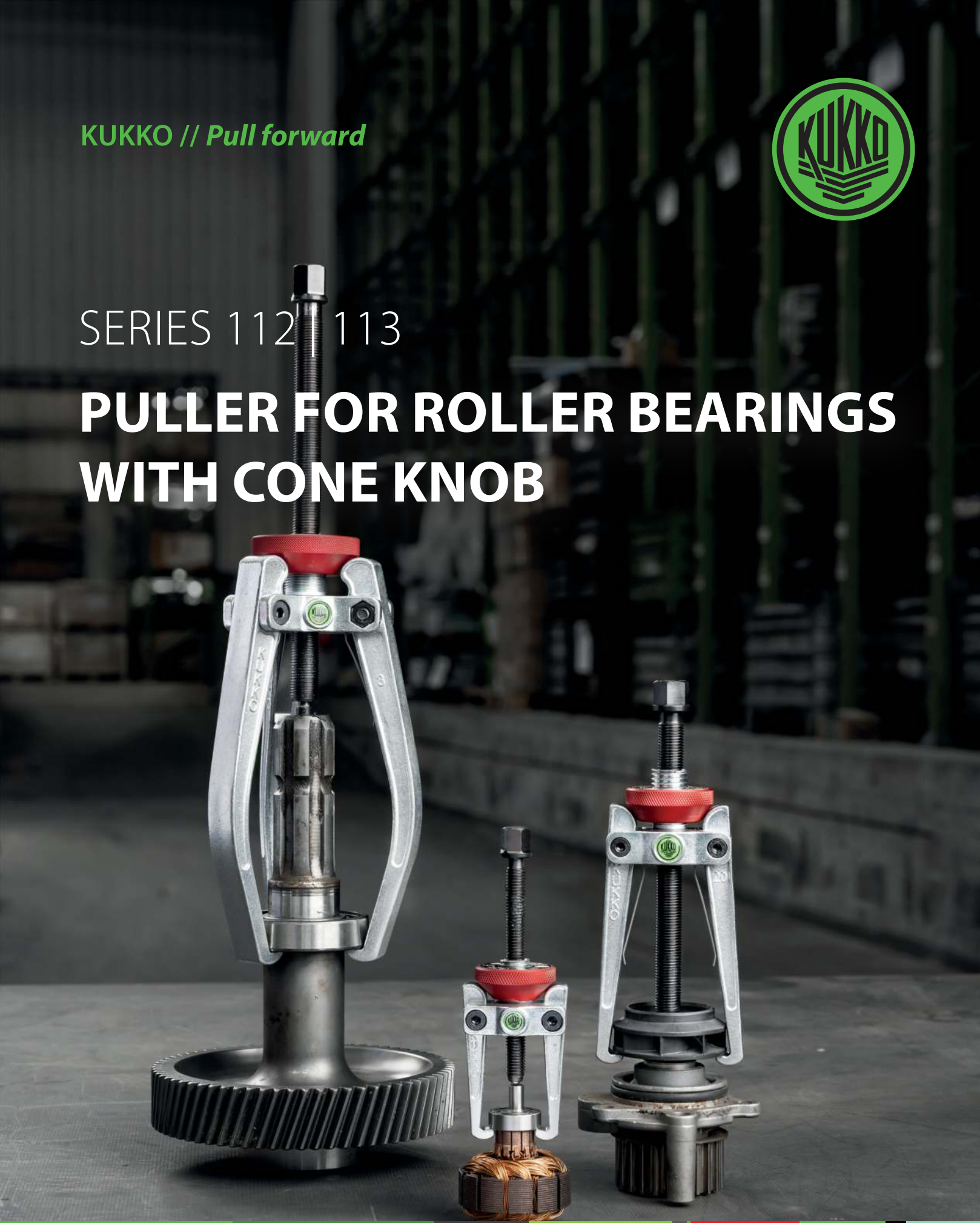

APPLICATION

The 2-jaw and 3-jaw Pullers with cone knob were developed in cooperation with a Scandinavian ball bearing manufacturer for the proper removal of roller bearings. Both the proportions and the consistently straight jaws are specially designed to meet the requirements for centric extraction of small and medium-sized bearings.

Benefits

- Automatic self-centering of the jaws by tightening the reach adjusting knob
- Reach adjusting knob and spring ensure a secure fixing of the Puller without slipping or skidding of the jaws
- Claw-like end of the jaws grips the bearing positively
- For identical extraction operations, the spread only needs to be set once
- Spindle run-out to protect the thread

CONSTRUCTION OF A PULLER USING 113-3 AS AN EXAMPLE



SPECIAL FEATURES OF THE SERIES

SERIES 112



The central, manual fixation by the user-friendly reach adjusting knob ensures that the bearing seat of the shaft and the bearing are removed safely and gently.

SERIES 113



The 3-jaw design guarantees an even load distribution and thus an especially secure hold on the part to be removed.

APPLICATION EXAMPLES



The 2-jaw Puller for roller bearings 112-20 with cone knob when removing a ball bearing on a water pump



The 3-jaw Puller for roller bearings 113-3 with cone knob when removing a ball bearing on a gearbox

SERIES 112
2-JAW PULLER FOR BALL BEARINGS (SWEDISH MODEL) WITH CONE KNOB



The 2-jaw pullers with cone knob of series 112 have been developed for the proper removal of rolling bearings in collaboration with a Scandinavian ball bearing manufacturer. Both the proportions of the puller and the consistently straight jaws are specially tailored to the requirements for central pulling of small and medium-sized bearings in limited environmental conditions. This counteracts possible damage to the bearing and bearing seat during removal.

BENEFITS

- Automatic self-centering of the jaws by tightening the tension ring
- The tension ring and spring ensure a force-fitting fixation of the puller without slipping or deflection of the jaws.
- Claw-shaped leg end grasps the bearing in a form-fit manner.
- The spread only needs to be set once for identical pull-off processes.
- Anti-slip safety (spindle neck) at the spindle head for safe working with a wrench.



TECHNICAL ATTRIBUTES

#	GTIN	mm/inch	mm/inch	SW mm/inch	Nm/ft lb	Max. tensile force kN	Max. tension force t/US t. sh.	kg/lb	
112-1	-418143	0 - 55 3/8 - 2 3/16	45 1 3/4	13 1/2	25 18.44	15	1.5 1.65	0,45 0.992	✓
112-10	-418891	0 - 65 3/8 - 2 5/8	70 2 3/4	13 1/2	25 18.44	15	1.5 1.65	0,46 1.014	✓
112-2	-419218	0 - 90 5/8 - 4	70 2 3/4	17 11/16	55 40.57	30	3 3.31	0,86 1.896	✓
112-20	-420283	0 - 100 5/8 - 3 7/8	100 3 7/8	17 11/16	55 40.57	30	3 3.31	0,945 2.084	✓
112-3	-420368	3 - 185 1 - 7 1/4	165 6 1/2	17 11/16	65 47.94	40	4 4.41	2,17 4.785	✓

SERIES 113
3-JAW PULLER FOR ROLLING BEARINGS (SWEDISH MODEL) WITH CONE KNOB





The 3-jaw Pullers with cone knob of series 113 were developed for the correct removal of rolling bearings in collaboration with a Scandinavian ball bearing manufacturer. Both the proportions of the Puller and the consistently straight jaws are specifically tailored to meet the requirements for centric extraction of small and medium-sized bearings under limited surrounding conditions. This prevents possible damage to the bearing and bearing seat during removal. The 3-jaw design guarantees an even load distribution.

BENEFITS

- Automatic self-centering of the jaws by tightening the tension ring
- The tension ring and spring ensure a force-fitting fixation of the puller without slipping or deflection of the jaws.
- Claw-shaped leg end grasps the bearing in a form-fit manner.
- The spread only needs to be set once for identical pull-off processes.
- Anti-slip safety (spindle neck) at the spindle head for safe working with a wrench.

TECHNICAL ATTRIBUTES

#	GTIN	mm/inch	mm/inch	SW mm/inch	Nm/ft lb	Max. tensile force kN	Max. tension force t/US t. sh.	kg/lb	
113-20	-422423	1 - 125 3/4 - 4 7/8	100 3 7/8	17 11/16	45 33.19	30	3 3.31	1,23 2.712	✓
113-3	-422751	3 - 185 1 - 7 1/4	165 6 1/2	17 11/16	60 44.26	40	4 4.41	2,94 6.483	✓

SERIES 220 | 221

PULLER WITH CONICAL SELF-CLAMPING DEVICE

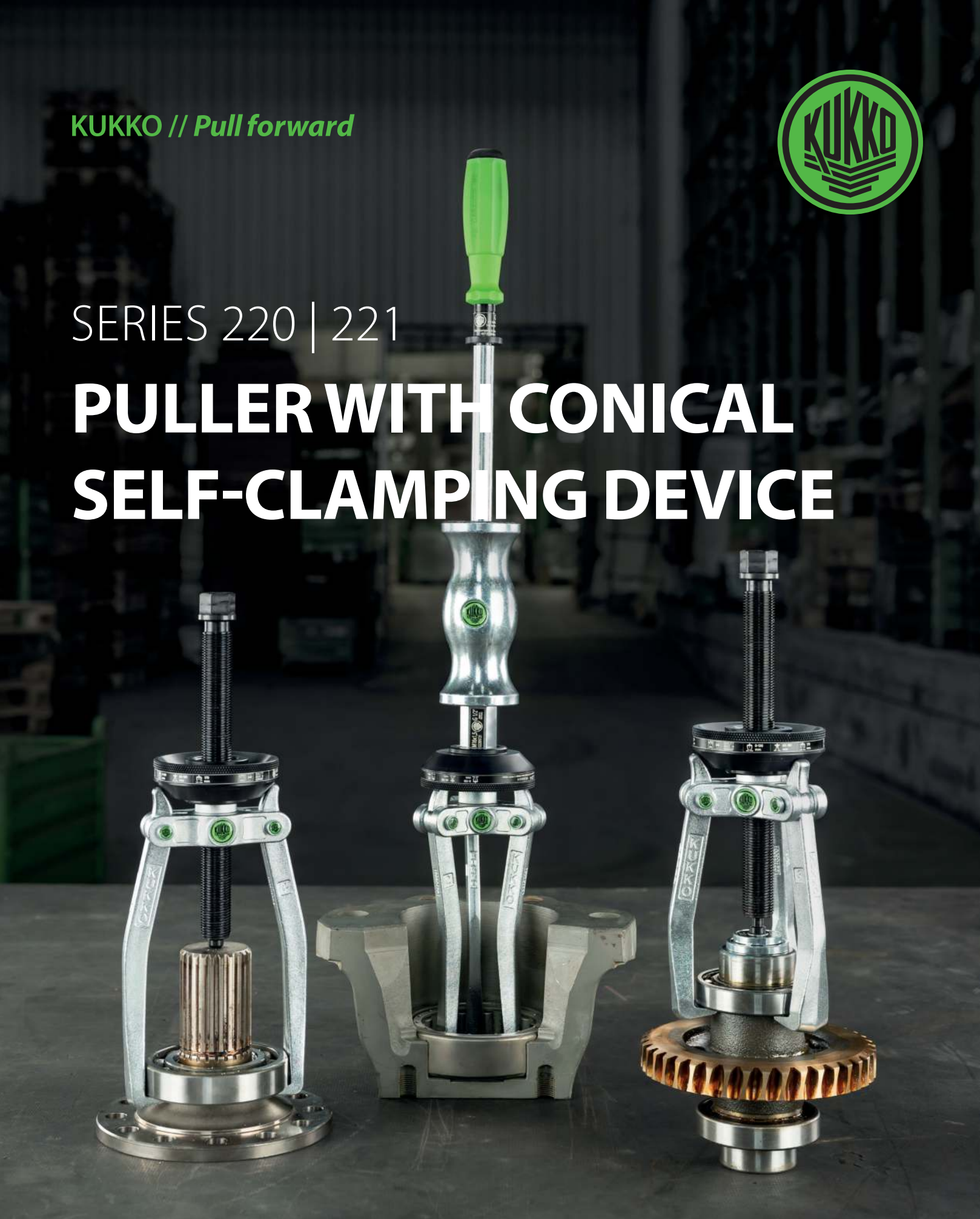

USE

The 2- and 3-jaw pullers with conical self-clamping of the 220 and 221 series are used for centric pulling of bearings, gears and pulleys in all common sizes for trade, workshop and industry. They can be used to remove any component that sits on a shaft and is freely accessible from the outside. The jaws are automatically centered when the clamping cone is tightened. The desired spread can be set by operating the clamping cone. The jaws can also be pre-tensioned using the cone to prevent them from slipping. Can be used both as an external extractor and an internal extractor (in combination with a sliding hammer) by simply turning the jaws and the clamping cone. Depending on the model, there are jaws of different lengths, resulting in a total of 24 possible uses.

Benefits
- Self-centering of the legs by tightening the clamping cone
- Clamping cone regulates the setting of the desired clamping depth
- Can be optionally converted from an external extractor to an internal extractor by reversing the jaws and the clamping cone

DESIGN OF A PULLER WITH CONICAL SELF-CLAMPING



SPECIAL FEATURES OF THE SERIES

SERIES 220 | 221

2- and 3-jaw pullers with conical self-clamping



220-1



221-1

The 2- and 3-jaw pullers with conical self-clamping of the 220-0 and 221-0 series can be used universally, even in confined spaces. The pullers are available in four different sizes. Depending on the model, the pullers have different jaws for even more specific machining of the workpiece.

K-220 SERIES

Puller with conical self-clamping in Set



K-220-221-A

The 19-piece puller set for universal puller solutions is used for centric pulling of bearings, gears and washers in all common sizes. It can be used to remove any component that sits on a shaft and is freely accessible from the outside. Eight different pullers can be assembled with this 8-in-1 set.

SERIES 220 / 221



The pullers in the 220 series are used for pulling gears, ball bearings, bearing rings, sealing rings and other parts in confined spaces, for example in aircraft, ships or electric cars. Can be used as an external extractor, internal extractor and for pulling parts with threaded holes. The use of the puller with sliding hammer is particularly recommended when there is no support surface or it is too sensitive.

X-SB-224 SERIES



224-676

The equipped tool cabinets made of sturdy solid sheet metal are used to store tools safely and clearly. The tool cabinet contains various pullers and separators, a sliding hammer, two 3-jaw pullers with interchangeable hooks and various internal extractors with counter stays. This makes the range suitable for external extraction, internal extractors and also for Separation.

STEP-BY-STEP INSTRUCTIONS FOR CONVERTING THE 220-1


Removing the clamping cone


Removing the socket pins


Turning the jaws over


Inserting the socket pins


Fitting the clamping cone rotated by 180


The internal extractor is ready for use

PRINCIPLE SKETCH: EXTERNAL PULLER AND INTERNAL EXTRACTOR

The jaws are pretensioned exclusively via the clamping cone. The cone sits on an external thread on the crossbar and has no contact with the spindle. The mechanical spindle is used to generate the pulling force.

External puller:

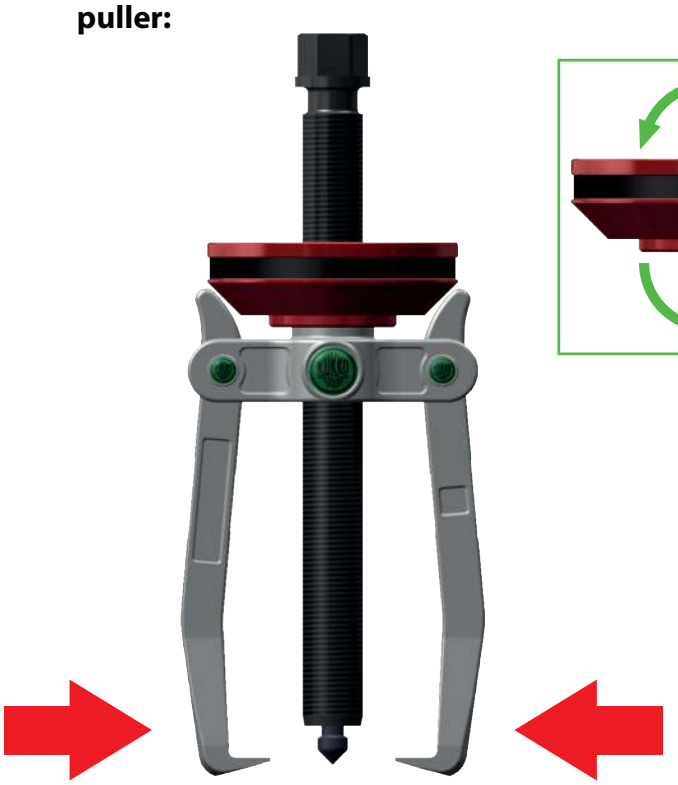

By tightening the clamping cone, the jaws are guided inwards as the outer cone presses against the legs.



The clamping cone is rotated by 180°. The legs can be removed and reversed by loosening the bolts.

Internal extractor:

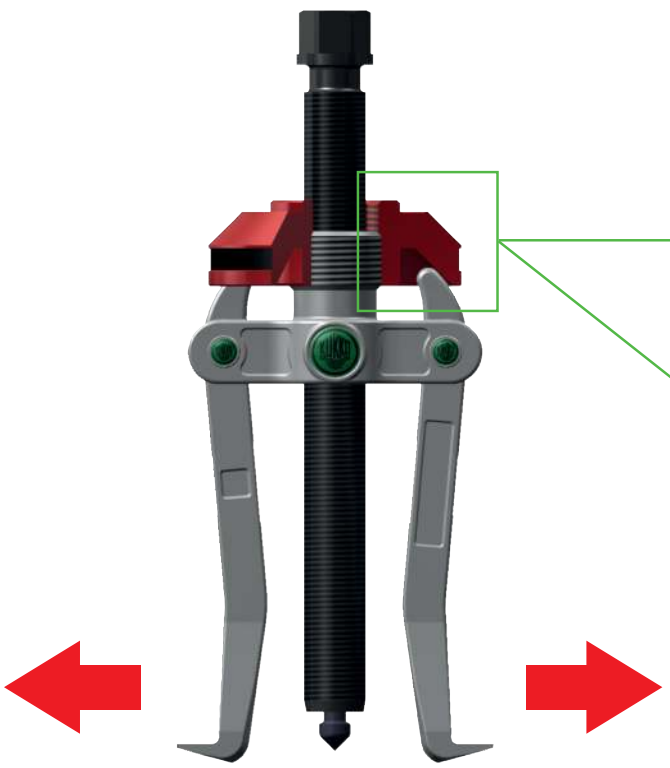

The jaws are guided outwards via the inner cone. This serves to pretension the legs to prevent them from slipping.



Detailed view:
During internal extractor, the jaws are guided outwards through the inner contour of the clamping cone.

APPLICATION EXAMPLES



External extraction of a ball bearing from a drive shaft



External extraction of a ball bearing from a gear shaft



Internal extractor of a ball bearing from a housing



The 224-676 tool cabinet offers secure storage

SERIES 220
2-JAW PULLER WITH CONICAL SELF-TENSIONING



The 2-jaw pullers with conical self-tensioning are used for the concentric removal of bearings, gears, and discs. By tightening the tension cone, the puller jaws are automatically centered. By operating the tension cone, the desired spread can be adjusted. Usable as both external extractors and internal extractors (in combination with a sliding hammer or a counter stay) by simply flipping the puller jaws and the tension cone.

BENEFITS

- Self-centering of the jaws by tightening the tension cone
- The clamping cone regulates the setting of the desired reach.
- Optional convertible from an external puller to an internal extractor by reversing the puller jaws and the tension cone.







TECHNICAL ATTRIBUTES

#	GTIN	mm/ inch	mm/inch	mm/inch	mm/inch	Nm/ft lb	Max. tensile force kN	Max. tension force t/US t. sh.	kg/lb	Included in the set	
220-1	-080128	0 - 120 0 - 4 3/4	120 4 3/4	60 - 150 2 3/8 - 5 7/8	22 7/8	120 88.51	50	5 5.51	2,45 5.402	K-220-221-A	✓
220-2	-080135	0 - 150 0 - 5 7/8	170 6 11/16	60 - 180 2 3/8 - 7 1/16	22 7/8	120 88.51	50	5 5.51	2,45 5.402	224-178, K-220-221-A	✓
220-3	-080142	0 - 120 0 - 4 3/4	120 4 3/4	60 - 150 2 3/8 - 5 7/8	22 7/8	120 88.51	50	5 5.51	2,45 5.402	K-220-221-A	✓
220-4	-080159	0 - 150 0 - 5 7/8	170 6 11/16	60 - 180 2 3/8 - 7 1/16	22 7/8	150 110.64	70	7 7.72	2,45 5.402	K-220-221-A	✓

SERIES 221
3-JAW PULLER WITH CONICAL SELF-TENSIONING



The 3-jaw pullers with conical self-tightening are used for centric pulling of bearings, gears, and discs. By tightening the tension cone, the puller jaws are automatically centered. By operating the tension cone, the desired spread can be adjusted. Usable as both external pullers and internal extractors (in combination with a sliding hammer or a counter stay) by simply flipping the puller jaws and the tension cone. The 3-jaw design ensures even load distribution and thus a particularly secure grip on the part to be pulled.

BENEFITS

- Self-centering of the jaws by tightening the tension cone
- The clamping cone regulates the setting of the desired reach.
- Optional convertible from an external puller to an internal extractor by reversing the puller jaws and the tension cone.
- 3-jaw ensures an even distribution of force and allows for greater pulling forces.







TECHNICAL ATTRIBUTES

#	GTIN	mm/ inch	mm/inch	mm/inch	SW mm/inch	Nm/ft lb	Max. tensile force kN	Max. tension force t/US t. sh.	kg/lb	Included in the set	✓
221-1	-080166	0 - 120 0 - 4 3/4	120 4 3/4	60 - 150 2 3/8 - 5 7/8	22 7/8	130 95.89	65	6.5 7.17	2,45 5.402	K-220-221-A	✓
221-2	-080173	0 - 150 0 - 5 7/8	170 6 11/16	60 - 180 2 3/8 - 7 1/16	22 7/8	130 95.89	65	6.5 7.17	2,45 5.402	224-178, K-220-221-A	✓
221-3	-080180	0 - 120 0 - 4 3/4	120 4 3/4	60 - 150 2 3/8 - 5 7/8	22 7/8	130 95.89	65	6.5 7.17	2,45 5.402	K-220-221-A	✓
221-4	-080197	0 - 150 0 - 5 7/8	170 6 11/16	60 - 180 2 3/8 - 7 1/16	22 7/8	150 110.64	70	7 7.72	2,45 5.402	K-220-221-A	✓

SERIES 220/221
UNIVERSAL PULLER WITH SLIDING HAMMER



The 2-jaw and 3-jaw pullers with conical self-tensioning are used for the centric removal of bearings, gears, and discs in all common sizes for crafts, workshops, and industry. This allows for the removal of any component that sits on a shaft and is freely accessible from the outside. By tightening the tension cone, the puller jaws are automatically centered. By operating the tension cone, the desired spread can be adjusted. Additionally, the puller jaws can be pre-tensioned using the cone to prevent possible slipping.

BENEFITS

- By modifying the puller jaws, various pulling methods are ensured.
- The internal puller can be designed either as a 2-jaw or 3-jaw tool, providing a flexible grip for the respective part.
- The jaws self-center and secure themselves tightly to the part being pulled off.
- The cone-directed span width adjustment makes the universal puller also variable depending on the size of the part and allows for quick adjustment to the pulling situation.
- The shape of the sliding piece allows for a high impact weight of the sliding hammer with simple application.







TECHNICAL ATTRIBUTES

#	GTIN	mm/inch	mm/inch	mm/inch	mm/inch	mm/inch	kg	kg/lb	Included in the set	
220+	-009754	0 - 150 0 - 5 7/8	170 6 11/16	60 - 180 2 3/8 - 7 1/16	500 19 11/16	250 9 13/16	1.7	1,855 4.090	K-220	✓

SERIES K-220
UNIVERSAL PULLER WITH SLIDING HAMMER IN CASE



The 13-piece universal puller set with 2-jaw and 3-jaw Puller and sliding hammer is used for centered Pulling of bearings, gears, and discs. This allows any component that sits on a shaft and is freely accessible from the outside to be released. Tightening the clamping cone automatically centers the jaws. By operating the clamping cone, the desired spread can be set. In addition, the jaws can be pre-tensioned using the cone to prevent possible slipping.

BENEFITS

- By modifying the puller jaws, various pulling methods are ensured.
- The internal puller can be designed either as a 2-jaw or 3-jaw tool, providing a flexible grip for the respective part.
- The jaws self-center and secure themselves tightly to the part being pulled off.
- The cone-directed span width adjustment makes the universal puller also variable depending on the size of the part and allows for quick adjustment to the pulling situation.
- The shape of the sliding piece allows for a high impact weight of the sliding hammer with simple application.







TECHNICAL ATTRIBUTES

#	GTIN	mm/ inch	mm/inch	mm/inch	mm/inch	mm/inch	kg	kg/lb	Consists of	
K-220	-023231	0 - 150 0 - 5 7/8	170 6 11/16	60 - 180 2 3/8 - 7 1/16	500 19 11/16	250 9 13/16	1.7	1,855 4.090	220-221-GH, 221-2-165-S, 221-4-165-S, 220-1-T, 221-1-T, 220-1-33	✓

SERIES K-220-221
PULLERS AND SETS FOR UNIVERSAL PULL-OFF APPLICATIONS



The 19-piece puller set for universal pulling solutions in the K-220-221 series is used for central Pulling of bearings, gears and discs in all common sizes for trade, workshop and industry. With this 8-in-1 set, eight different Puller can be assembled: 220-1 and 221-1, 220-2 and 221-2, 220-3 and 221-3 as well as 220-4 and 221-4. By tightening the clamping cone, the jaws are automatically centered.

BENEFITS

- Self-centering of the jaws by tightening the tension cone
- The clamping cone regulates the setting of the desired reach.
- Optional convertible from an external puller to an internal extractor by reversing the puller jaws and the tension cone.

TECHNICAL ATTRIBUTES

#	GTIN	mm/ inch	mm/inch	mm/inch	mm/inch	mm/inch	Max. tensile force kN	Max. tension force t/US t. sh.	kg/lb	Consists of	
K-220-221-A	-023248	0 - 150 0 - 5 7/8	{9796} {10132}	60 - 180 2 3/8 - 7 1/16	22 7/8	{8768} {9968}	70	7 7.72	1,855 4.090	221-1-120-S, 221-2-165-S, 221-3-120-S, 221-4-165-S, 220-1-T, 221-1-T, 621220, 220-1-33	✓

SERIES 224-178
PULLER SET IN SLIDING HAMMER



The 20-piece puller set with sliding hammer 224-178 is used for centric Pulling of bearings, gears, and discs. Tightening the clamping cone automatically centers the jaws. By operating the clamping cone, the desired spread can be set. Can be used both as an external puller and as an internal extractor by simply reversing the jaws and the clamping cone.

TECHNICAL ATTRIBUTES

#	GTIN	mm/ inch	mm/inch	mm/inch	kg	mm/inch	mm/inch	Max. tension force t/US t. sh.	kg/lb	Consists of	
224-178	-446603	0 - 150 0 - 5 7/8	0 - 170 0 - 6 11/16	60 - 180 2 3/8 - 7 1/16	1.7	250 9 13/16	500 19 11/16	0.00	7,4 16.317	221-3, 22-0+17, 220-1-T, 221-1-T	✓

SERIES 224-675
PULLER SET WITH SLIDING HAMMER



During external extraction, the part to be removed, which is seated on a shaft and is accessible from the outside, is gripped from the outside with the jaws. By tightening the spindle, the component is secured. Subsequently, the hexagon on the spindle head is moved with an actuation tool until the component is released.

TECHNICAL ATTRIBUTES

#	GTIN	mm/ inch	mm/ inch	mm/ inch	mm/ inch	mm/ inch	kg	mm/ inch	mm/ inch	Max. tensile force kN	Max. tension force t/US t. sh.	kg/lb	Consists of	
224-675	-061158	0 - 400 0 - 15 3/4	280 11 1/32	14 - 150 9/16 - 5 7/8	0 - 280 0 - 11 1/32	6 - 115 1/4 - 4 1/2	1.7	250 9 13/16	470 18 1/2	130	13 14.33	28,1 61.961	207-1, 201-1, 201-2, 220-3, 221-3, 21-2, 21-4, 21-5, 21-6, 68-0, 68-2, 15-00, 15-2, GA7-10, 220-1-T, 221-1-T, 22-0-17, G-22, 022-206	✓

SERIES WT-220 BLACKBOARDS



The puller assortment Universal WT-220 is a wall panel equipped with matching tools for application and storage in workshops and industries. The assortment includes a 3-jaw tab puller with oscillating, height adjustable jaws and combination crossbar (series 207) as well as 2-jaw and 3-jaw pullers with conical self-tightening and sliding hammer.

BENEFITS

- Assembly based on years of experience for application in various industries
- Central availability of the products for every employee
- Through the storage on the wall board, the completeness of the range is visible at a glance.

TECHNICAL ATTRIBUTES

#	GTIN	mm/inch	mm/inch	kg/lb	Consists of	DEUTSCHES WERKZEUG DFWI
WT-220	-023255	500 19 11/16	1000 39 3/8	1,855 4.090	220-2, 221-4, 207-2, 22-0+17, 699915, WT-000	✓

SERIES 140 | MICRO

MICRO PULLER



APPLICATION

Micro Pullers are used when the smallest components need to be removed. This includes, for example, pulling off pressure gauges, speedometer cables, clocks, or similar parts. The Micro Puller is also used particularly frequently in model making.

Benefits
- Integrated, freely movable pin on the T-handle guarantees manual spindle drive in the tightest spaces
- Handy, compact design for precise work in confined spaces
- Slim jaws reach even the tightest gaps
- Magnetic closure guarantees quick replacement of the spindle tip (Series 140)

CONSTRUCTION OF A MICRO PULLER



FEATURES OF THE SERIES

SERIES 140

Micro Puller for small parts and model making



The handy and space-saving small-parts puller has slim jaws that are particularly suitable for tight, hard-to-reach places.

SERIES MICRO

Micro Puller for small parts and model making



The handy and space-saving model features slim jaws and a particularly fine spindle tip, which are suitable for very tight and hard-to-reach places.

REPLACING THE SPINDLE TIP



The spindle tip of the Micro Puller is magnetically attached to the spindle and can therefore be replaced effortlessly. Simply pull out the spindle tip and replace it with another one. This interchangeability makes the puller even more versatile.

APPLICATION EXAMPLE



Removing a ball bearing from a model car tire with the 140-3

SERIES MICRO
MICRO PULLER FOR SMALL PARTS AND MODEL BUILDING





The micro puller is used for removing speedometer cables, pressure gauges, clocks, and similar parts. Especially in model making, the small parts puller is a helpful and reliable tool. The handy and space-saving model features narrow gripping jaws and a particularly fine spindle tip, making it suitable for very tight, hard-to-reach areas. The freely movable pin on the T-handle ensures comfortable one-handed tightening of the spindle in confined spaces.

BENEFITS

- Integrated, free-moving pen on the T handle ensures manual spindle drive in the tightest spaces
- Compact and handy design for precise work in tight spaces
- Narrow gripping jaws reach even the tightest spaces.
- Particularly fine spindle tip for delicate extraction

TECHNICAL ATTRIBUTES

#	GTIN	mm/inch	mm/inch	mm/inch	kg/lb	
MICRO	-974755	2,5 - 10 1/8 - 3/8	10 3/8	1 1/32	0,85 1.874	✓

SERIES 140
MICRO PULLER FOR SMALL PARTS AND MODEL BUILDING



The micro puller is used for removing speedometer cables, pressure gauges, clocks, and similar parts. Especially in model making, the small parts puller is a helpful and reliable tool. The handy and space-saving model features narrow jaws that are particularly suitable for tight, hard-to-reach areas. The freely movable pin on the T-handle ensures comfortable one-handed tightening of the spindle in cramped spaces. The spindle tip can be easily replaced using a magnetic closure.

BENEFITS

- Integrated, free-moving pen on the T handle ensures manual spindle drive in the tightest spaces
- Compact and handy design for precise work in tight spaces
- Narrow gripping jaws reach even the tightest spaces.
- The magnetic closure ensures a quick exchange of the spindle tip.







TECHNICAL ATTRIBUTES

#	GTIN	mm/inch	mm/inch	mm/inch	kg/lb	Included in the set	
140-1	-266720	2,5 - 10 1/8 - 3/8	10 3/8	0,9, 1,3, 1,8 1/16	0,35 0.772	140-S	✓
140-2	-266737	3,5 - 15 3/16 - 5/8	15 5/8	0,9, 1,3, 1,8, 2,0 1/16	0,4 0.882	140-S	✓
140-3	-266751	5,5 - 18 1/4 - 3/4	18 3/4	0,9, 1,3, 1,8, 2,0, 3,0 1/16, 1/8	0,35 0.772	140-S	✓

SERIES 140-S
MICRO PULLER FOR SMALL PARTS AND MODEL MAKING IN A SET



The 11-piece micro puller set is used for pulling speedometer cables, pressure gauges, clocks, and similar parts. Especially in model building, the handy and space-saving small parts puller is a helpful and reliable tool for tight, hard-to-reach places.

BENEFITS

- Application-oriented assembly for universal use
- By storing it in the box, the completeness of the set can be easily overviewed.
- Integrated, freely movable T-handle ensures manual spindle drive in confined spaces.
- Compact, handy design for precise work in the tightest spaces.
- Narrow gripping jaws reach even the tightest spaces







TECHNICAL ATTRIBUTES

#	GTIN	mm/inch	mm/inch	mm/inch	kg/lb	Consists of	
140-S	-951138	2,5 - 18 1/8 - 11/16	18 11/16	0,9, 1,3, 1,8, 2,0, 3,0 1/16, 1/16, 1/16, 1/16, 1/8	0,625 1.378	140-1, 140-2, 140-3	✓

SERIES 204 | 210

BEARING SEPARATORS AND PULLERS

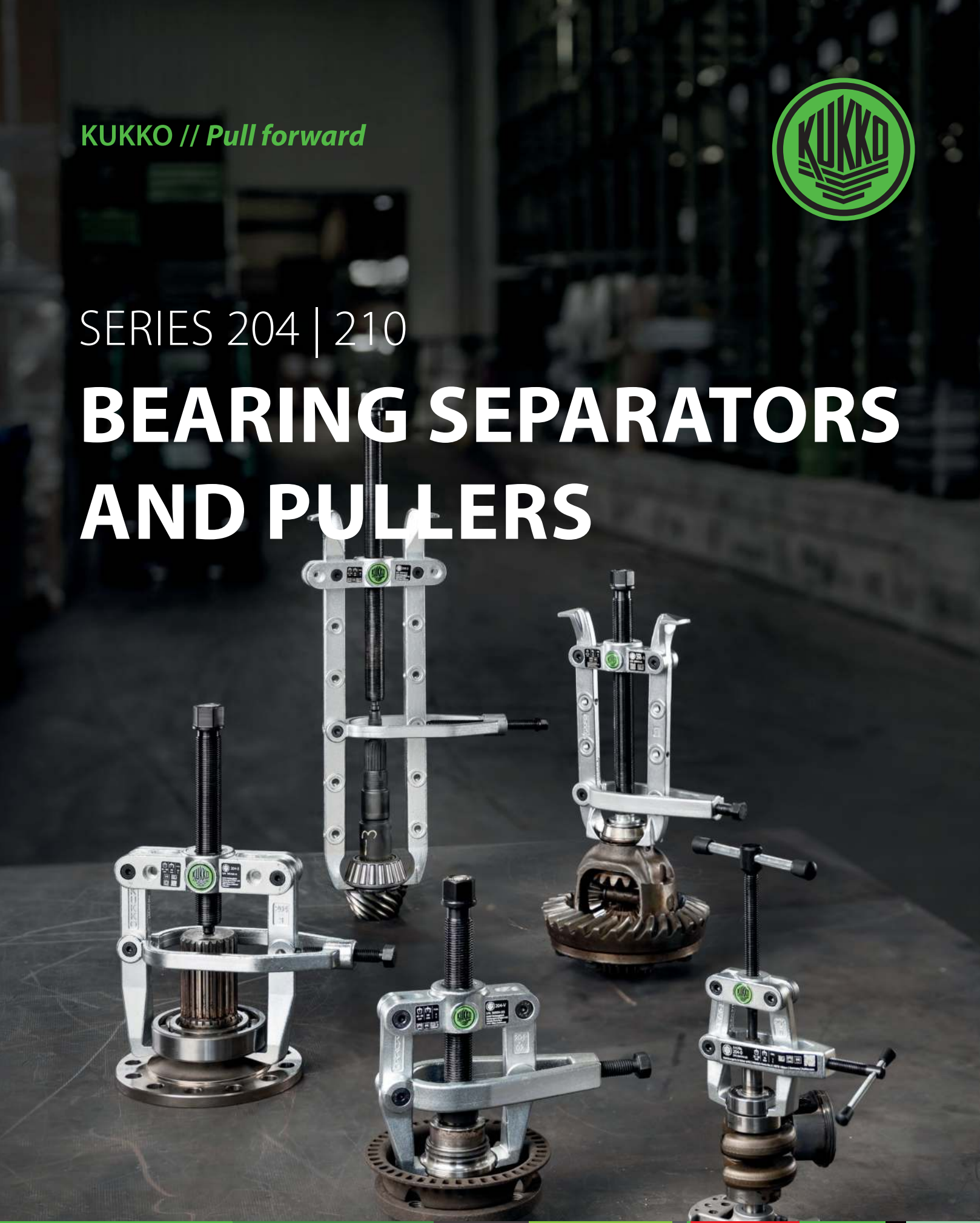

APPLICATION

The 2-jaw pullers with side clamp of series 204 and 210 are used for pulling particularly tight-fitting or flush-mounted components. A typical application example in the automotive sector is the replacement of wheel bearings. It may happen that the inner ring of the bearing remains on the shaft. The sharp claws of the puller grip under the part to be pulled and release it, even before the actual pulling process. At the same time, the side clamp increases the contact pressure of the jaws.

Benefits

· Side clamp ensures that the jaws are pressed especially firmly against the part to be pulled
· Double force application from both above and the side guarantees a 100% secure grip
· Jaws with extra sharp claws release the part to be pulled even before the actual pulling process
· Anti-slip safety (spindle neck) on the spindle head for safe working with a wrench
· Spindle run-out for thread protection

STRUCTURE OF A BEARING PULLER (EXAMPLE 210-2)



FEATURES OF THE SERIES

SERIES 204

2-jaw bearing pullers with side clamp



204-0 (with T-handle)

The 2-jaw bearing puller with side clamp and separating claw is used for pulling flush-mounted ball bearings, bearing rings, and workpieces. The special claw shape of the jaws grips under the part to be pulled when the clamp is tightened and releases it even before the actual pulling process.

SERIES 210

2-jaw bearing separator "Cobra" with adjustable reach and side clamp



210-1

The 2-jaw bearing separator "Cobra" features jaws that can be rotated 180° and used on both sides. One side has standard claws, the other side is equipped with special separating claws. Thanks to multiple holes in the jaws, different reaches can be set for flexible working.

EXTENDING THE SPREAD AND REACH



The holes in the crossbar allow for individual adjustment of spread and reach.



By reversing the jaws, the claws can be changed to suit the application.

SPECIAL APPLICATION: WHEEL BEARING REPLACEMENT



First, the dust cap is removed from the wheel hub using the puller from series 225-SK



Thanks to the large support surface of the bearing puller (series 204-V), the adapter fits perfectly onto the hollow shaft



Subsequently, the bearing inner ring on the wheel bearing can be easily removed

APPLICATION EXAMPLES



Pulling a ball bearing from a chainsaw crankshaft using the 204-0



The clamp presses the jaws tightly against the part to be pulled



Jaws with different claw shapes on the 210-1



Pulling a tapered roller bearing from a gear shaft using the 210-3

SERIES 204-0
2-JAW BEARING PULLER "COBRA" WITH LATERAL CLAMPING JAW AND SEPARATING CLAW



The 2-jaw bearing puller "Cobra" with lateral clamp and separating claw is used for pulling flush-mounted ball bearings, bearing rings, and workpieces. The special claw shape of the puller jaws grips under the part to be removed and loosens it before the actual pulling process.

BENEFITS

- Integrated, freely movable pen on the T-handle guarantees manual spindle drive in the tightest of spaces.
- The side clamp ensures that the puller jaws are pressed particularly tightly against the part being pulled off.
- Double force application from above and side guarantees 100% secure grip
- The slim design of the jaws allows access to hard-to-reach places.





TECHNICAL ATTRIBUTES

#	GTIN	mm/inch	mm/inch	SW mm/inch	Nm/ft lb	Max. tensile force kN	Max. tension force t/US t. sh.	kg/lb	Included in the set	
204-0	-028168	12 - 50 1 - 2	70 2 3/4	T-handle	0.00	10	1 1.10	0,69 1.521	27-A	✓
204-02	-339516	26 - 90 1 5/8 - 4	100 3 7/8	22 7/8	75 55.32	40	4 4.41	1,985 4.377	K-204-V-210-1	✓

SERIES 204
2-JAW BEARING PULLER WITH FIXED ARMS AND LATERAL CLAMPING LEVER



The 2-jaw bearing puller "Cobra" with side clamp is used for pulling particularly stuck ball bearings, bearing rings, and workpieces. With this, it is possible to loosen any component that is mounted on a shaft and is freely accessible from the outside. Thanks to the clamp, the contact pressure of the puller jaws is increased manifold. When the clamp is tightened, the sharp claws of the puller jaws grip underneath the part to be pulled off and loosen it even before the actual pulling process.

BENEFITS

- The lateral clamp ensures that the puller jaws are pressed particularly firmly against the part to be pulled off.
- The slim design of the jaws allows access to hard-to-reach places.
- Anti-slip safety (spindle neck) at the spindle head for safe working with a wrench.
- Spindle output for the protection of the thread







TECHNICAL ATTRIBUTES

#	GTIN	mm/inch	mm/inch	SW mm/inch	Nm/ft lb	Max. tensile force kN	Max. tension force t/US t. sh.	kg/lb	Included in the set	DEUTSCHES WERKZEUG FWI
204-1	-028243	6 - 80 1 3/16 - 3 3/16	90 4	19 3/4	100 73.76	50	5 5.51	1,385 3.054	K-127-A/6	✓
204-2	-028328	16 - 100 1 5/8 - 3 7/8	100 3 7/8	22 7/8	120 88.51	60	6 6.61	2,4 5.292	-	✓
204-3	-028403	6 - 150 2 - 5 7/8	140 5 1/2	24 15/16	175 129.08	75	7.5 8.27	3,16 6.968	-	✓

SERIES 210
2-JAW BEARING SEPARATOR "COBRA" WITH ADJUSTABLE REACH AND SIDE CLAMP



The 2-jaw bearing seperator "Cobra" with adjustable reach and side clamp is used to pull off flush-mounted bearings, gear wheels and discs in all common sizes. This makes it possible to remove any component that sits on a shaft and is freely accessible from the outside.

BENEFITS

- Adjustable and 180° rotatable jaws for individual adjustment of the reach due to multiple drilling in the jaws.
- Puller jaws with different support surfaces for flexible work
- The side clamp ensures that the puller jaws are pressed particularly tightly against the part to be pulled.
- Anti-slip safety (spindle neck) at the spindle head for safe working with a wrench.







TECHNICAL ATTRIBUTES

#	GTIN	mm/inch	mm/inch	SW mm/inch	Nm/ft lb	Max. tensile force kN	Max. tension force t/US t. sh.	kg/lb	Included in the set	
210-1	-030383	20 - 95 2 - 3 3/4	170 6 3/4	22 7/8	100 73.76	50	5 5.51	2,645 5.832	K-204-V-210-1	✓
210-2	-030468	20 - 135 2 - 5 3/8	270 10 5/8	24 15/16	140 103.26	80	8 8.82	4,325 9.537	-	✓
210-3	-030536	20 - 150 2 - 5 7/8	325 12 7/8	24 15/16	200 147.52	100	10 11.02	4,64 10.231	-	✓

KUKKO // *Pull forward*

SERIES 225

PULLER WITH SELF-CENTERING JAWS

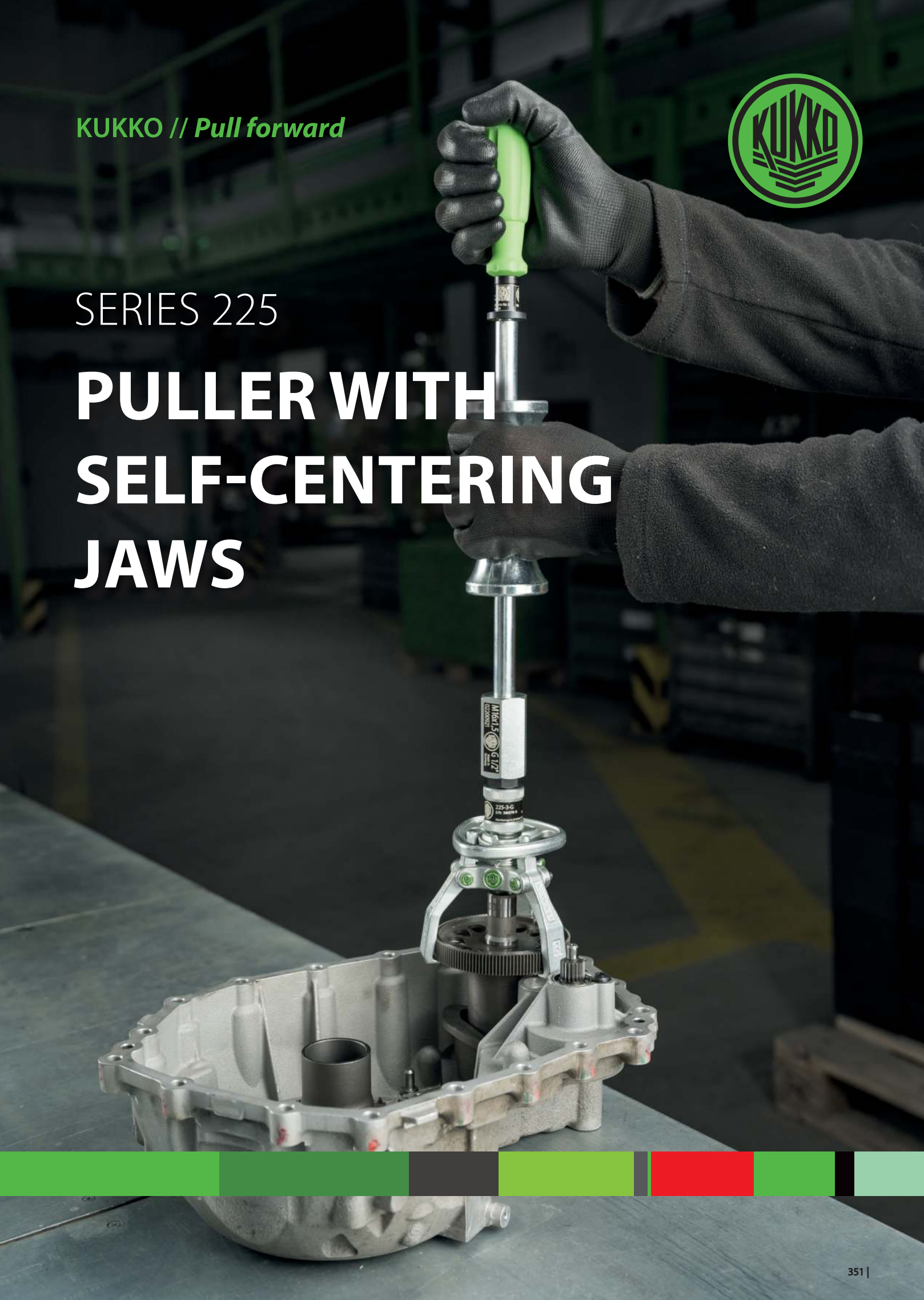

APPLICATION

The 3-jaw pullers of the 225 series with self-centering jaws are used for pulling bearings, gears, and discs. The specially shaped jaws are connected by a spring. This ensures the self-tightening of the jaws and prevents possible slipping during the pulling process. Thanks to the quick-release fastener, the jaws can be quickly attached to the part to be removed.

Benefits

- Spring ensures self-tightening of the jaws
- Plug-in bolts guarantee quick replacement of the jaws
- The 3-jaw design ensures even distribution of force and enables greater extraction forces

STRUCTURE OF A PULLER USING THE EXAMPLE OF 225-1



SPECIAL FEATURES OF THE SERIES

SERIES 225

3-jaw puller with self-centering jaws



225-1

The 3-jaw puller with self-centering jaws is used for pulling bearings, gears, and discs. This allows any component that is mounted on a shaft and accessible from the outside to be removed.

SERIES 225-G

3-jaw puller with sliding hammer



225-2

The 3-jaw puller with self-centering jaws and sliding hammer is used for pulling bearings, gears, and discs. The sliding hammer guarantees space-saving and material-friendly extraction.

SERIES 225-SK

3-jaw puller with self-centering jaws



225-SK-2

The 3-jaw puller with self-centering, extra fine jaws is used for the safe and damage-free removal of push-on hubcaps, wheel covers, as well as dust and grease caps.

SERIES 225-SK-G

3-jaw puller with self-centering jaws



225-SK-G-2

The extra fine jaws enable the disassembly of push-on hubcaps, wheel covers, as well as dust and grease caps. The sliding hammer guarantees space-saving and material-friendly extraction.

SERIES 225-S

Bolt extractor device set with thread adapters



225

The bolt extractor device set with thread adapters of the 225 series is used for extracting bolts, e.g., brake shoe bolts or spring bolts on commercial vehicles.

SPECIAL APPLICATION: WHEEL BEARING REPLACEMENT



First, use the puller from the 225-SK series to remove the dust cap from the wheel hub.



Thanks to the large support surface of the bearing puller (series 204-V), the adapter fits perfectly onto the hollow shaft.



Subsequently, the inner bearing ring of the wheel bearing can be easily disassembled.

APPLICATION EXAMPLES



Attaching the puller to the part to be removed



Attaching the 3-K handle G-22 to the sliding hammer



Connecting the sliding hammer via the thread adapter of the puller



Disassembling a belt pulley from a transmission part

SERIES 225-G
3-JAW PULLER WITH SELF-CENTERING JAWS AND SLIDING HAMMER

The 3-jaw puller with self-centering jaws and sliding hammer is used for removing bearings, gears, and discs. The sliding hammer ensures a space-saving and material-friendly extraction. This allows for the loosening of components that sit on shafts and are freely accessible from the outside. Thanks to the spring-connected jaws, slipping is prevented.





BENEFITS

- The spring ensures self-tensioning of the puller jaws.
- Steckbolts ensure a quick exchange of the jaws.
- 3-jaw provides an even distribution of force and allows for greater pulling forces.
- Sliding hammer requires no impact surface and guarantees a gentle extraction.
- The shape of the sliding piece allows for a high impact weight of the sliding hammer while being easy to handle.

TECHNICAL ATTRIBUTES

#	GTIN	mm/inch	mm/inch	mm/inch	mm/inch	kg	Max. tensile force kN	Max. tension force t/US t. sh.	kg/lb	
225-1-G	-080043	18,4 - 50 1 3/16 - 2	35 1 3/8	370 14 9/16	250 9 13/16	1.7	60	6 6.61	3,88 8.555	✓
225-2-G	-080050	58 - 90 2 3/4 - 3 1/2	35 2 3/16	370 14 9/16	250 9 13/16	1.7	60	6 6.61	3,995 8.809	✓
225-3-G	-080067	38 - 70 2 - 2 3/4	35 1 3/8	370 14 9/16	250 9 13/16	1.7	60	6 6.61	3,98 8.776	✓

SERIES 225-0
3-JAW PULLER WITH SELF-CENTERING JAWS





The 3-jaw puller with self-centering jaws is used for pulling bearings, gears, and discs. It allows components that sit on shafts and are freely accessible from the outside to be removed. Thanks to the spring-connected jaws, slipping is prevented.

BENEFITS

- The spring ensures self-tensioning of the jaws.
- Steckbolts ensure a quick exchange of the jaws.
- 3-jaw provides an even distribution of force and allows for greater pulling forces.

TECHNICAL ATTRIBUTES

#	GTIN	mm/inch	mm/inch	Max. tensile force kN	Max. tension force t/US t. sh.	kg/lb	
225-1	-123405	18,4 - 50 1 3/16 - 2	35 1 3/8	60	6 6.61	1,12 2.470	✓
225-2	-123412	58 - 90 2 3/4 - 3 1/2	35 2 3/16	60	6 6.61	1,235 2.723	✓
225-3	-123429	38 - 70 2 - 2 3/4	35 1 3/8	60	6 6.61	1,22 2.690	✓

SERIES 225-SK-G
3-JAW PULLER WITH SELF-CENTERING JAWS AND SLIDING HAMMER





The 3-jaw puller with self-centering puller jaws and sliding hammer is used for the safe and damage-free removal of fitted hub caps, wheel trims, as well as dust and grease caps. The sliding hammer guarantees a space-saving and at the same time material-friendly extraction. The puller jaws are connected by a spring, which prevents slipping during the pulling process.

BENEFITS

- The spring ensures self-tensioning of the jaws.
- Steckbolts ensure a quick exchange of the jaws.
- 3-jaw provides an even distribution of force and allows for greater pulling forces.
- Narrow puller jaws grip optimally in tight and hard-to-reach places.
- Sliding hammer requires no support surface and guarantees a gentle extraction.

TECHNICAL ATTRIBUTES

#	GTIN	mm/inch	mm/inch	mm/inch	mm/inch	kg	kg/lb	
225-SK-G	-080074	24 15/16	65 2 9/16	370 14 9/16	250 9 13/16	1.7	1,9 4.190	✓

SERIES 225-SK
3-JAW PULLER WITH SELF-CENTERING JAWS

The 3-jaw puller with self-centering jaws is used for the safe and damage-free removal of pressed-on hub caps, wheel covers, as well as dust and grease caps. The puller jaws are connected by a spring, preventing slipping during the extraction process.





BENEFITS

- The spring ensures self-tensioning of the jaws.
- The dowel pins ensure a quick replacement of the jaws.
- 3-jaw provides an even distribution of force and allows for greater pulling forces.
- Narrow puller jaws grip optimally in tight and hard-to-reach places.

TECHNICAL ATTRIBUTES

#	GTIN	mm/inch	mm/inch	kg/lb	
225-SK	-324215	65 2 9/16	24 15/16	1,9 4.190	✓

SERIES 225-S
THREAD ADAPTER PULLER SET



The bolt extraction device set with thread adapters of series 225-S is used for extracting bolts such as brake shoe bolts or spring bolts on commercial vehicles. It includes a kg impact hammer in solid design as well as a set with 7 different thread inserts to be prepared for any extraction situation.

BENEFITS

- The large impact hammer allows you to pull out even very stubborn bolts.
- The two handles allow for good handling
- Versatile use due to the wide selection of different thread sizes

TECHNICAL ATTRIBUTES

#	GTIN	mm/inch	mm/inch	kg		mm	kg/lb	
225	-019470	700 27 9/16	280 11 1/32	8	M8x1, M10x1, M14x1,5, M14, M16x1,5, M16, M20x1,5	M16x1,5, G1/2	11,2 24.696	✓


KUKKO
KUKKO
KUKKO



INTERNAL

During internal extraction, components that sit in a recess and therefore cannot be gripped from the outside are dismantled without destruction. A sliding hammer or a counter stay is always required to extract internal parts. With a sliding hammer, extraction can be done in a confined space without external support, whereas a counter stay allows for more precise work and greater force.

SERIES 21 | 21-E | Y-21-E

INTERNAL EXTRACTORS

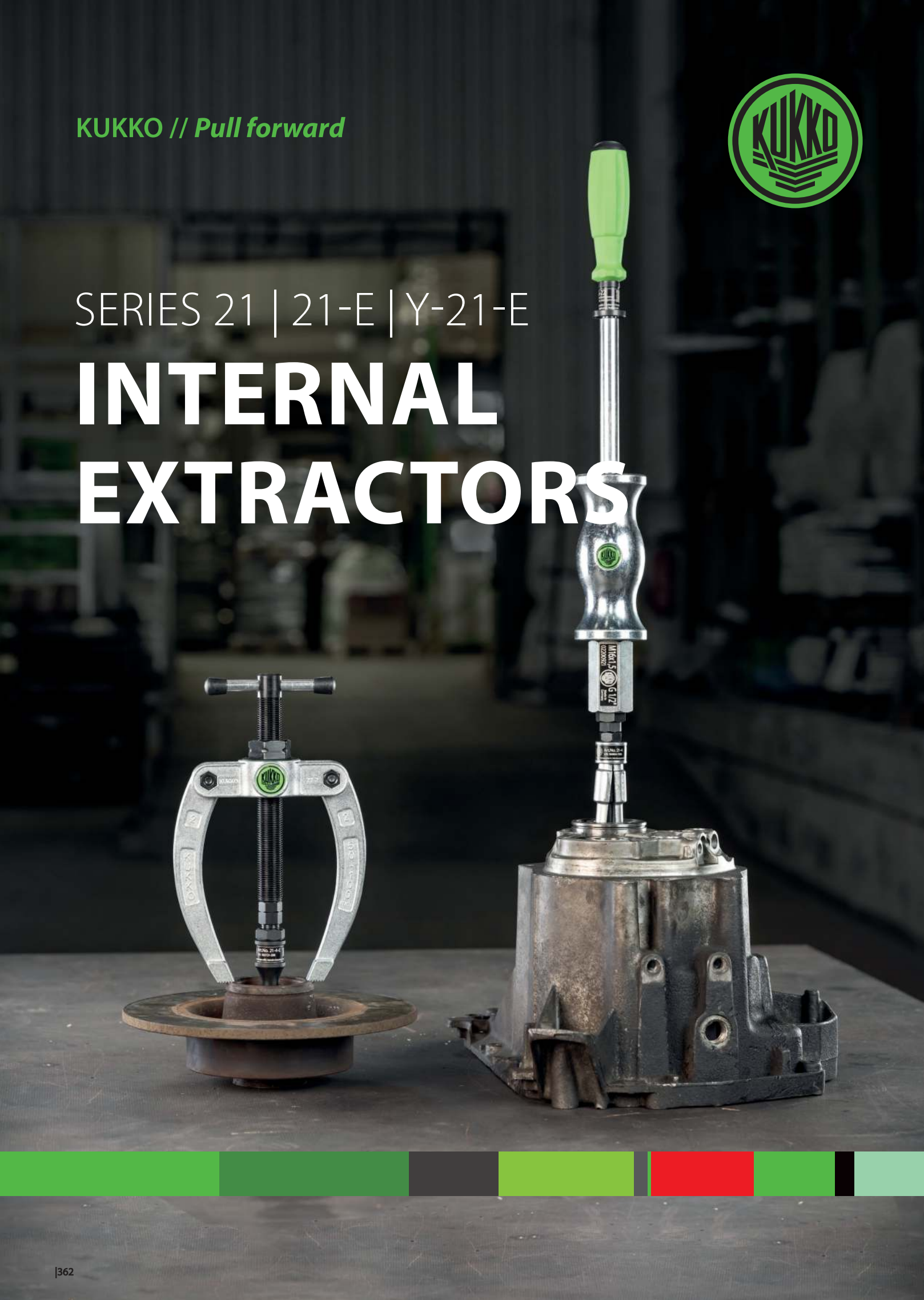

APPLICATION

Internal extractors are used for pulling internally mounted bearings, bearing outer rings, and sockets in handicraft, workshops, and industry. The internal extractors of series 21 come with extra-large gripping edges, which allow for secure removal of internal parts. Depending on the application, various sizes of 2-jaw or 3-jaw internal extractors are available.
The segmented design of series 21-E with extra fine gripping edges allows for safe extraction of flush-mounted parts.

Benefits

- The sturdy design as well as the built-in spindle stop guarantee strong and secure working
- Thanks to the exceptional clamping action and the mechanical spindle, bearings seated tightly on the back wall are extracted securely and quickly
- The shape ensures safe gripping when seating and pivoting with bearings or inner rings that form a blind hole
- Thanks to its segmentation and fine spindle, the segment extractors of series 21-E are ideal for precise and gentle work

PRODUCT RANGE OVERVIEW

Internal extractor single



21-4



21-4-E

With the internal extractors, you can choose between multi-part models (series 21) with extra-large gripping edges and segmented models (series 21-E) with extra fine gripping edges.

Internal extractor Set



27-A



28-A

The internal extractors are also available in portable, fully equipped sets. These compact to-go solutions include everything required for non-destructive removal of internal components.

Internal extractor Special applications



223

Used for pulling off parts with centrally threaded holes in trades, industry, and workshops.
The ergonomically shaped, solid sliding weight allows optimal transfer of applied force and achieves a strong impact effect.

DISTINCTIONS OF THE SERIES

SERIES 21

2-jaw and 3-jaw internal extractors



3-jaw



detailed view

SERIES 21-E

Segment internal extractor



6-jaw



detailed view

ADVANTAGES OF COUNTER STAY AND SLIDING HAMMER

When using an internal extractor, a sliding hammer (series 22-0) or a counter stay (series 22) is always required. The advantage of the sliding hammer is that extraction can be performed without bracing in very confined spaces, whereas a counter stay allows for more precise and powerful work.



Internal extractor with sliding hammer



Internal extractor with counter stay

COMBINATION OPTIONS

Sliding hammers of series 22-0 in combination with internal extractors of series 21

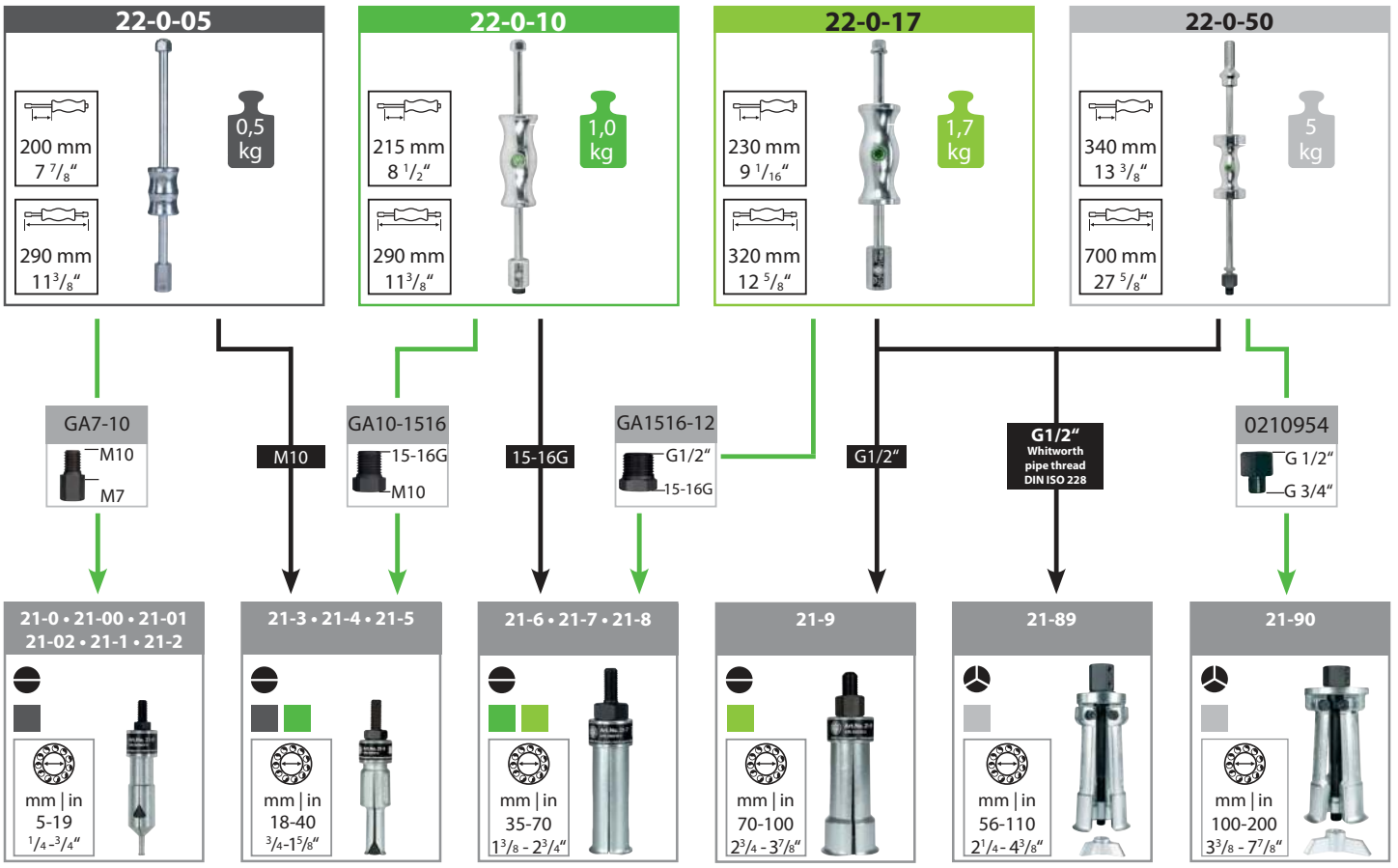

Sliding hammers of series 22-0 in combination with internal extractors of series 21-E

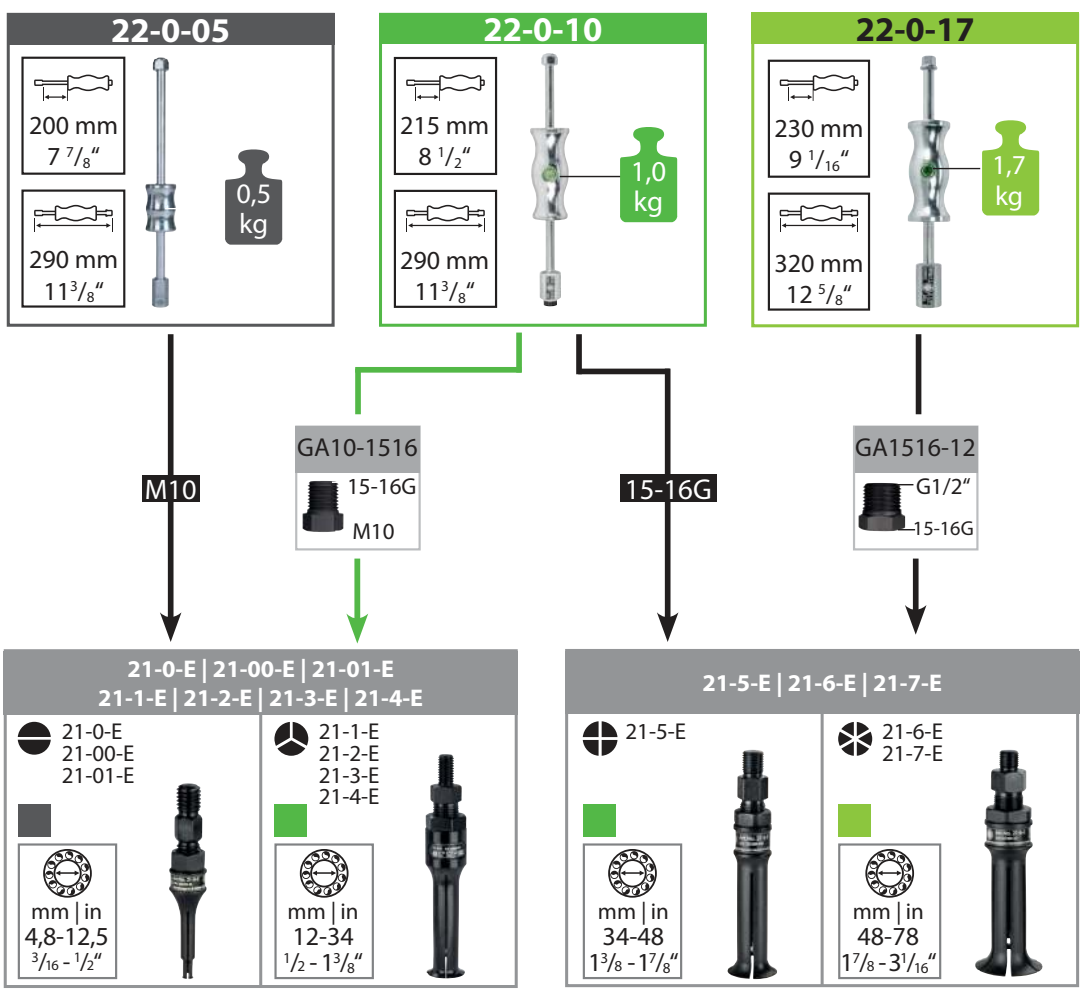



Internal extractor series 21 with sliding hammer



Internal extractor of series 21-E with sliding hammer

COMBINATION OPTIONS

Counter stays of series 22 in combination with internal extractors of series 21

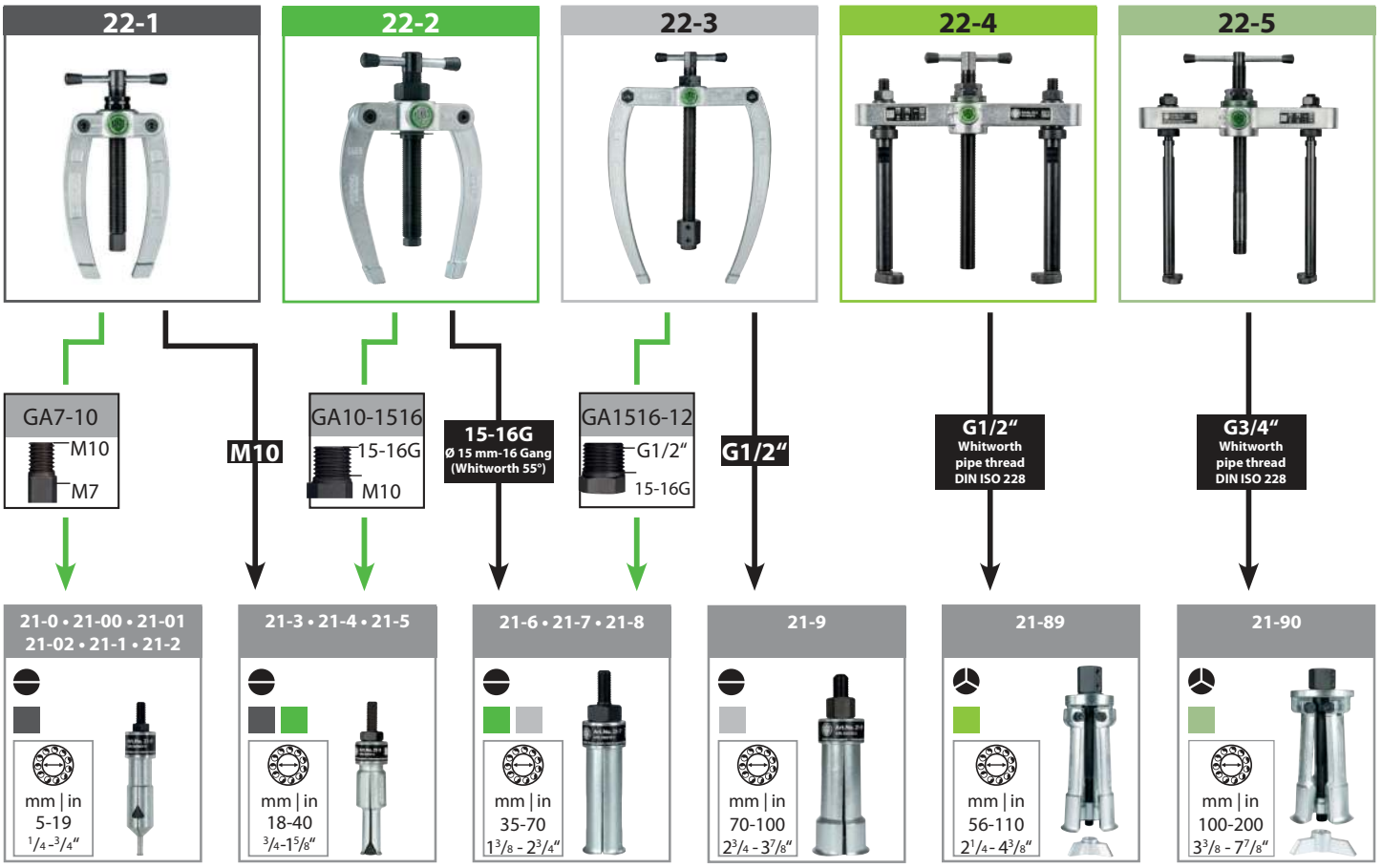

Counter stays of series 22 in combination with internal extractors of series 21-E

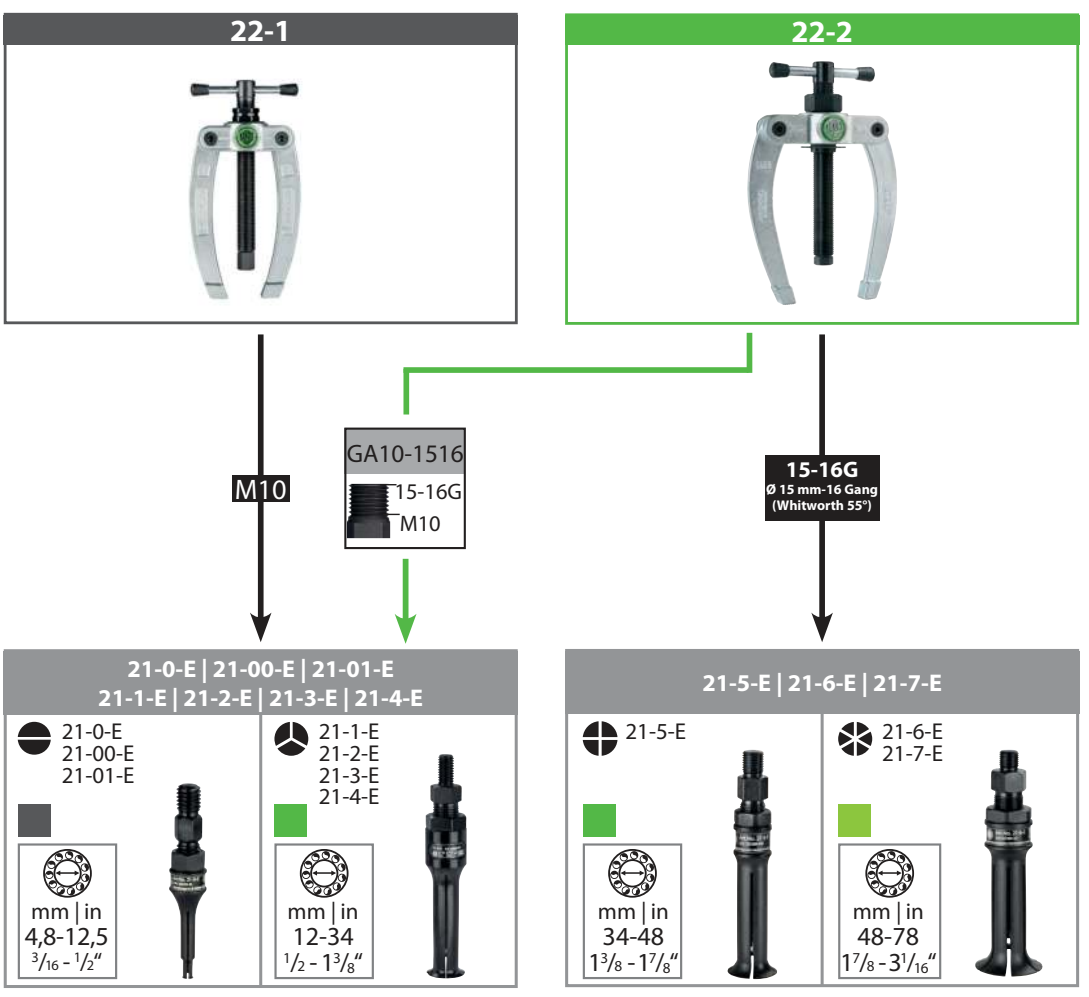



Internal extractor series 21
with counter stay



Internal extractor of series 21-E
with counter stay

OPTIONAL EXTENSIONS

With an extension (series 21-V), the reach can be extended on internal extractors of series 21. This also enables reaching parts sitting deeper within the socket.









APPLICATION EXAMPLES



Extracting a cylinder sleeve with the 21-90 and the counter stay 22-5



Internal extraction of a dowel pin with a sliding hammer and thread adapter

THE HYDRAULIC INTERNAL EXTRACTORS OF SERIES Y-21-E

The internal extractors of series Y-21-E are used for extracting especially tight, internally mounted bearings, bearing outer rings, and sockets in handicraft, workshops, and industry. The hydraulics allow for the application of very high forces that would not be achievable with mechanical tools. The internal extractors of series Y-21-E are combined with the hydraulic puller devices of series Y-180.

Benefits

- The hydraulic puller device Y-180 required in combination with the internal extractor enables easy and controlled removal of particularly tight parts
- Reduced workload guarantees maximum time savings
- Gentle extraction thanks to controllable hydraulics

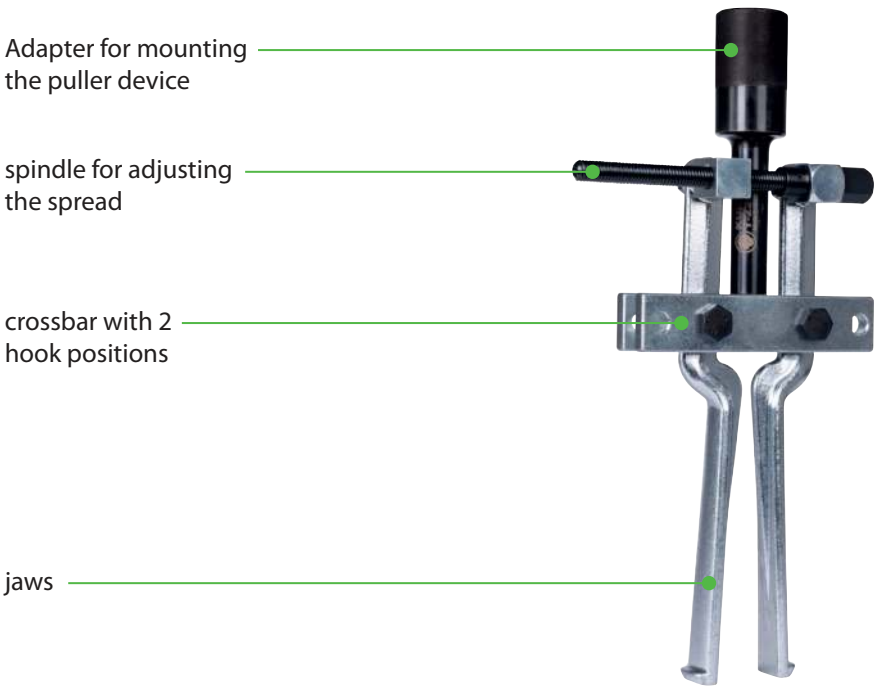

APPLICATION EXAMPLE



Combination of hydraulic puller device (series Y-180) and internal extractor Y-221-E

SERIES 21
2-JAW INTERNAL EXTRACTOR



21-0
21-00
21-01
21-02

21-1
21-2
21-3
21-4
21-5
21-6

21-7
21-8
21-9

21-89
21-90

The internal extractors of series 21 are used to pull internal bearings, outer bearing rings and sockets in craft, workshop and industry. The multi-shell design of the internal extractors with their extra large gripping edges allows the safe pulling of internal parts. Series 21 convinces with its compatibility and range of applications. Depending on the application, there are numerous variants of the optionally 2- or 3-shell internal extractors. They are used either together with counter stays or with sliding hammers.

BENEFITS

- The robust construction and built-in spindle stop not only ensure strong but also safe work.
- Due to the extraordinary clamping force and the mechanical spindle, even bearings that are closely seated on the back wall are securely and quickly removed.
- The design of bearings or inner rings that form a blind hole ensures a secure grip during mounting and turning out.
- The thread adapters for internal extractors are included with the counter stays and sliding hammers.





TECHNICAL ATTRIBUTES

#	GTIN	mm/inch	mm/ inch	mm/ inch	mm	mm/inch	kg/lb		Included in the set	
21-0	-010408	5 - 8 3/16 - 5/16	12 1/2	17 11/16	M7	13 1/2	0,115 0.254	22-0-05, 22-1	-	✓
21-00	-010576	6 - 10 1/4 - 3/8	12 1/2	17 11/16	M7	13 1/2	0,12 0.265	22-0-05, 22-1	28-A, K-22-A-C	✓
21-01	-010651	8 - 12 5/16 - 1/2	13 1/2	17 11/16	M7	13 1/2	0,115 0.254	22-0-05, 22-1	28-A, K-22-A-M	✓
21-02	-010736	10 - 14 3/8 - 9/16	15 9/16	17 11/16	M7	13 1/2	0,115 0.254	22-0-05, 22-1	28-A, K-22-A-C	✓
21-1	-010811	12 - 16 1/2 - 5/8	25 1	17 11/16	M7	13 1/2	0,11 0.243	22-0-05, 22-1	25-C, 26-B, 28-A, 28-B, 28-C, 28-D, 24-A, 24-B, 24-C, 25-A, 25-B	✓

#	GTIN	mm/inch	mm/ inch	mm/ inch	mm	mm/inch	kg/lb		Included in the set	
21-2	-010996	14 - 19 9/16 - 3/4	27 1 1/16	30 1 3/16	M7	13 1/2	0,12 0.265	22-0-05, 22-1	25-C, 26-B, 28-A, 28-B, 28-C, 28-D, 24-A, 24-B, 24-C, K-22-A-M, K-22-A-C, 25-A, 25-B	✓
21-3	-011153	18 - 23 11/16 - 7/8	35 1 3/8	25 1	M10	17 11/16	0,225 0.496	22-0-05, 22-0-17, 22-1, 22-2	25-C, 26-B, 28-B, 28-C, 28-D, 24-A, 24-B, 24-C, 25-A, 25-B	✓
21-4	-011238	20 - 30 13/16 - 1 3/16	40 1 9/16	25 1	M10	17 11/16	0,235 0.518	22-0-05, 22-0-17, 22-1, 22-2	25-C, 26-B, 28-B, 28-C, 28-D, 24-A, 24-B, 24-C, K-22-A-M, K-22-A-C, 25-A, 25-B	✓
21-5	-011498	28 - 40 1 1/8 - 1 9/16	28 1 1/8	31 1 1/4	M10	17 11/16	0,395 0.871	22-0-05, 22-0-17, 22-1, 22-2	25-C, 26-B, K-26-B, 28-B, 28-C, 28-D, 24-A, 24-B, 24-C, K-22-B, K-22-A-M, K-22-B-C, 25-A, 25-B	✓
21-6	-011566	35 - 46 1 3/8 - 1 13/16	48 1 7/8	37 1 7/16	15-16 G	22 7/8	0,68 1.499	22-0-17, 22-2, 22-3	25-B, 25-C, K-26-B, 28-C, 28-D, 24-A, 24-B, 24-C, K-22-B, K-22-B-C, 25-A	✓
21-7	-011641	45 - 58 1 3/4 - 2 5/16	100 3 15/16	45 1 3/4	15-16 G	32 1 1/4	1,23 2.712	22-0-17, 22-2, 22-3	25-B, 25-C, K-26-B, 28-D, 24-B, 24-C, K-22-B, K-22-B-C	✓
21-8	-011726	56 - 70 2 3/16 - 2 3/4	100 3 15/16	45 1 3/4	15-16 G	32 1 1/4	1,43 3.153	22-0-17, 22-2, 22-3	25-B, K-26-B, 28-D, 24-B, K-22-B, K-22-B-C	✓
21-89	-011801	56 - 110 2 3/16 - 4 5/16	120 4 3/4	70 2 3/4	G 1/2	32 1 1/4	2,4 5.292	22-0-50, 22-4	25-C, 25-D, 24-C	✓
21-9	-011986	70 - 100 2 3/4 - 3 15/16	130 5 1/8	58 2 5/16	15-16 G	32 1 1/4	2,9 6.395	22-0-17, 22-3	-	✓
21-90	-012068	100 - 200 3 15/16 - 7 7/8	175 6 7/8	110 4 5/16	G 1/4	41 1 1/4	6,58 14.509	22-0-50, 22-5	-	✓

SERIES 21-E
SEGMENT INTERNAL EXTRACTOR





21-0-E
21-00-E
21-01-E
21-1-E
21-2-E
21-3-E
21-4-E
21-5-E
21-6-E
21-7-E




The segment internal extractors of series 21-E are used for extracting flush-mounted bearings, bearing outer rings, sleeves, and seals in crafts, workshops, and industry. The segmented design with extra fine gripping edges allows for the safe extraction of flush-mounted parts. The 21 series impresses with its compatibility and application diversity. Depending on the application, there are numerous variants of the segment internal extractors. They are either used together with counter stays or with sliding hammers.

BENEFITS

- Due to its segmentation and fine spindle design, the segment puller is ideal for precise and gentle work.
- The mechanical spindle extracts bearings that are tightly seated on the back wall safely and quickly.
- The shaping ensures a secure grip when seating and swiveling for bearings or inner rings that form a blind hole.
- The thread adapters for internal extractors are included in the delivery of the counter stays and sliding hammers.

TECHNICAL ATTRIBUTES

#	GTIN	mm/inch	mm/ inch	mm/ inch	mm	mm/inch	kg/lb		Included in the set	
21-0-E	-909153	4,8 - 6,5 3/16 - 1/4	30 1 3/16	15 9/16	M10	10 3/8	0,5 1.103	22-0-05, 22-0-17, 22-1, 22-2	27-A, K-22-A-E, K-22-C-E	✓
21-00-E	-909160	6,8 - 9,5 1/4 - 3/8	30 1 3/16	15 9/16	M10	10 3/8	0,5 1.103	22-0-05, 22-0-17, 22-1, 22-2	K-22-A-E, K-22-C-E	✓
21-01-E	-909177	9,5 - 12,5 3/8 - 1/2	30 1 3/16	15 9/16	M10	10 3/8	0,5 1.103	22-0-05, 22-0-17, 22-1, 22-2	K-22-A-E, K-22-C-E	✓
21-1-E	-930003	12 - 16 1/2 - 5/8	35 1 3/8	25 1	M10	14 9/16	0,17 0.375	22-0-05, 22-0-17, 22-1, 22-2	27-A, K-22-A-E, K-22-B-E, K-22-C-E	✓
21-2-E	-931000	14 - 19 9/16 - 3/4	38 1 1/2	25 1	M10	14 9/16	0,175 0.386	22-0-05, 22-0-17, 22-1, 22-2	27-A, K-22-B-E, K-22-C-E	✓

PRODUKTDETAILS

#	GTIN	mm/inch	mm/ inch	mm/ inch	mm	mm/inch	kg/lb		Included in the set	
21-3-E	-931109	18 - 23 11/16 - 7/8	45 1 3/4	25 1	M10	14 9/16	0,21 0.463	22-0-05, 22-0-17, 22-1, 22-2	27-A, K-22-B-E, K-22-C-E	✓
21-4-E	-909191	24 - 34 15/16 - 1 5/16	55 2 3/16	25 1	M10	17 11/16	0,25 0.551	22-0-05, 22-0-17, 22-1, 22-2	27-A, K-22-B-E, K-22-C-E	✓
21-44-E	-039300	15 - 20 9/16 - 13/16	45 1 3/4	25 1	M10	14 9/16	0,2 0.441	22-0-05, 22-0-17, 22-1, 22-2	-	✓
21-5-E	-924071	34 - 48 1 5/16 - 1 7/8	73 2 7/8	26 1 1/32	15-16 Gang	19 3/4	0,215 0.474	22-0-17, 22-2	27-A	✓
21-6-E	-924088	48 - 63 1 7/8 - 2 1/2	80 3 1/8	35 1 3/8	15-16 Gang	24 15/16	0,71 1.566	22-0-17, 22-2	-	✓
21-7-E	-924095	63 - 78 2 1/2 - 3 1/16	82 3 1/4	35 1 3/8	15-16 Gang	24 15/16	0,86 1.896	22-0-17, 22-2	-	✓

SERIES 21-4X
NEEDLE BEARING PULLER



The 2-piece needle bearing pullers with extra-large gripping edges of the 21-4x series were specially developed for the safe and damage-free extraction of internal needle bearings. The two-piece design ensures even force distribution and enables easy handling even in confined spaces. Application is flexible, either with counter stay or with sliding hammer, allowing optimal adaptation to different application situations.

BENEFITS

- Safe and damage-free internal extraction of needle bearings
- Optimal grip thanks to extra-large, precision-manufactured gripping edges
- Uniform force distribution thanks to double-shell construction
- Flexible application with counter stays or sliding hammers

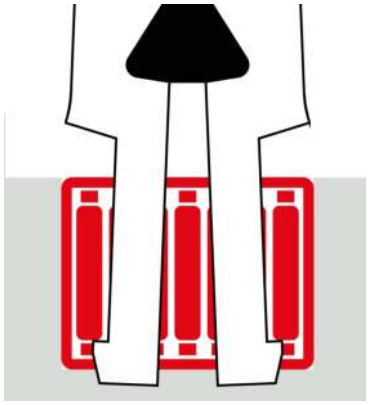

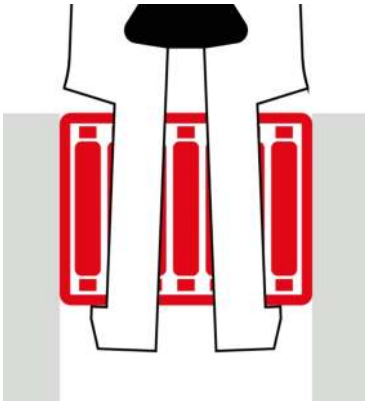

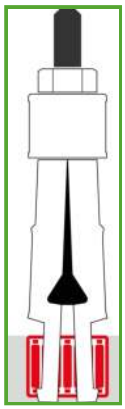

TECHNICAL ATTRIBUTES

#	GTIN	mm/inch	mm/inch	mm/ inch	mm	mm/inch	kg/lb	
21-40 New	-411526	9,6 - 18 3/8 - 11/16	18 11/16	26 1 1/32	M10	17 11/16	0,215 0.474	✓
21-41 New	-186066	11,5 - 19 7/16 - 3/4	18 11/16	26 1 1/32	M10	17 11/16	0,2 0.441	✓
21-42 New	-186141	12,5 - 21 1/2 - 13/16	19 3/4	26 1 1/32	M10	17 11/16	0,22 0.485	✓

SERIES 21-V
EXTENSIONS FOR INTERNAL EXTRACTORS



The extensions for the internal extractors of series 21 are used for loosening and pulling out deeply seated bearings, bearing outer rings, and bushes in crafts, workshops, and industry. The extensions available in various lengths from 40 to 280 mm allow for a variable application of the internal extractors even in extreme cases.

BENEFITS

- Various extension sizes for different applications







TECHNICAL ATTRIBUTES

#	GTIN	L mm/inch	mm	Ø mm/inch	SW mm/inch	kg/lb	
21-V-040	-909214	40 1 9/16	M7	14 9/16	11 7/16	0,8 1.764	✓
21-V-060	-909221	60 2 3/8	M7	14 9/16	11 7/16	0,11 0.243	✓
21-V-080	-909238	80 3 1/8	M7	14 9/16	11 7/16	0,14 0.309	✓
21-V-310	-914386	100 3 15/16	M10	20 13/16	17 11/16	0,295 0.650	✓

SERIES 21-V-0
INTERNAL EXTRACTOR EXTENSIONS



The set of extensions for internal extractors of series 21 is used for loosening and extracting deeply seated bearings, bearing outer rings, and bushings in craft, workshop, and industry. The extensions, available in various lengths, allow for versatile use of the internal extractors even in extreme cases. The set contains extensions in four different sizes from 40 - 280 mm for compatibility in every case.

BENEFITS

- Different extension sizes for various applications
- Practical assembly for universal use
- By storing it in the box, not only can one easily overview the completeness of the set, but the parts can also be safely stored in the special foam.



TECHNICAL ATTRIBUTES

#	GTIN	L mm/inch	mm	Ø mm/inch	SW mm/inch	kg/lb	Consists of	DEUTSCHES WERKZEUG FWI
21-V-0	-909207	40, 60, 80, 100 1 9/16;2 3/8;3 1/8;3 15/16	M7, M10	14, 20 9/16, 13/16	11, 17 7/16, 11/16	1,35 2.977	21-V-040, 21-V-060, 21-V-080, 21-V-310	✓

SERIES 21-V-E
ACCESSORIES FOR INTERNAL EXTRACTION



The extension for internal extractors of series 21-V-E is used to loosen and pull out deeply seated bearings, outer bearing rings, and sockets in crafts, workshops, and industry. The extension allows the internal extractor to spread in tight or deep installation situations that would otherwise not be reachable.

BENEFITS

- Extension allows access to deep-seated bearings, bearing outer rings, and sockets.

TECHNICAL ATTRIBUTES

#	GTIN	mm/inch	mm	mm/inch	mm/inch	kg/lb	
21-4-E-180	-010866	180 7 1/16	M10	34 1 5/16	17 11/16	0,25 0.551	✓



KUKKO // *Pull forward*

SERIES 22-0

SLIDING HAMMERS

APPLICATION

The robust sliding hammers of series 22-0 are the perfect choice for contactless and material-preserving disassembly. No support surface is required for the pulling operation. This enables work in confined spaces or with limited environmental conditions. Thanks to the ergonomically shaped, solid sliding piece, the applied force can be optimally transmitted and a strong shock effect achieved. The sliding hammers differ in size and impact weight depending on the force required.

Benefits

- High-quality workmanship and design for optimal handling
- Contactless and gentle extraction of internal bearings, gears, dowel pins etc.
- Reversible impact weight to extend the impact stroke for even more impact force
- Ergonomically shaped, solid sliding piece for ideal power transmission
- Internal stop point prevents pinching and ensures safe operation
- Particularly suitable for components installed at greater depth

CHARACTERISTICS OF THE SERIES

The item numbers of the sliding hammers consist of the series designation and the respective impact weight

S

0,5 kg

Art.Nr.
22-0-05



Art.Nr.
22-0+05



M

1,0 kg

Art.Nr.
22-0-10



Art.Nr.
22-0+10



L

1,7 kg

Art.Nr.
22-0-17



Art.Nr.
22-0+17



XL

5,0 kg

Art.Nr.
22-0-50



60% MORE POWER

The impact weight of the sliding hammer can optionally be increased by screwing in 3 kg weight extensions.



22-0-2-100

STRUCTURE AND CROSS-SECTION OF A SLIDING HAMMER





In confined spaces, the impact weight can be reversed to shorten the impact stroke.



The internal stop point prevents pinching of the thumb during the pulling operation.

OVERVIEW OF THE RANGE

Sliding hammer single



22-0-10 22-0+10

The sliding hammer can be purchased as a single product in four different sizes. Ideally suited for universal application for extracting internal components.

Sliding hammer in set



KS-22-01



K-22-B

The sliding hammer is also available in portable, fully equipped set cases. These compact to-go solutions include internal extractors and thread adapters in various sizes and – depending on the model – a counter stay for even more precise and powerful extraction.

Sliding hammer special applications



223-2

Whether exchanging a wheel hub, removing a seal ring or extracting dowel pins, the sliding hammer is the powerful drive for a wide range of pulling operations.

OPTIONAL EXTENSIONS

TIP:

For even better handling, use the 3-component handle **G-22**, which is compatible with all KUKKO sliding hammers. This ensures you always keep everything firmly in hand – before, during, and after the extraction process.





COMBINATIONS

Sliding hammer

22-0-05
22-0-10
22-0-17
22-0-50

SERIES 22-0



+

Connecting nut

Connecting nuts are the coupling between sliding hammer and adapters and can be screwed onto any compatible external thread.

SERIES VM



+

Thread adapter

for adjusting the thread diameter

SERIES GE



SERIES GA



TIP FOR THREAD ADJUSTMENT:

Thanks to the movable thread pin, by unscrewing it, adapters GA3 to GA12-10 can be used as both internal and external thread.

+

Internal extractor

for extracting internal components

SERIES 21



SERIES 21-E



APPLICATION EXAMPLES



Extracting a ball bearing with sliding hammer and an internal extractor of series 21



Pulling a ball bearing with a sliding hammer and the puller 220-2

SERIES 22-0
SLIDING HAMMER DEVICE









The sliding hammer devices of the series 22-0 are used together with the internal extractors of the series 21. The use of a sliding hammer is recommended when there is no support surface available or it is too sensitive. The ergonomic sliding piece achieves a strong shock effect. Depending on the application, sliding hammers are available in various sizes and with impact weights from 500 g to 8 kg as well as with matching accessories.

BENEFITS

- The shape of the sliding piece allows for a high impact weight of the sliding hammer with simple application.
- The internal stop point prevents crushing and ensures a safe working process.
- If there is not enough space, the impact weight can be turned over.

TECHNICAL ATTRIBUTES

#	GTIN	mm/inch	mm/inch	kg	mm	mm	kg/lb	Included in the set	
22-0-05	-283697	325 12 13/16	200 7 7/8	0.5	M7	M10	0,85 1.874	K-22-A-E, K-22-B-E	✓
22-0-10	-385070	300 11 13/16	250 9 13/16	1	M10	15-16 G	1,44 3.175	-	✓
22-0-17	-385087	370 14 9/16	250 9 13/16	1.7	15-16 G	G 1/2	2,71 5.976	26-B, K-26-B, 28-A, 28-B, K-22-C-E, KS-22-01, KS-22-01- UNC, KS-22-02, 223-G, 223-K	✓
22-0-50	-385094	700 27 9/16	340 13 3/8	5	G 3/4	G 1/2	8,83 19.470	-	✓

SERIES 22-0+
SLIDING HAMMER DEVICE









The sliding hammer devices of series 22-0+ are used together with internal extractors of series 21 in crafts, industry, and workshops. The use of a sliding hammer is particularly recommended when there is no support surface available or this surface is too sensitive. The massive sliding piece allows for optimal force transfer and achieves a strong shock effect. This also ensures contactless and gentle extraction. The ergonomically shaped 2-component handle (PB Swiss) guarantees maximum power transmission even with wet and oily hands.

BENEFITS

- The shape of the sliding piece allows for a high impact weight of the sliding hammer with simple application.
- The internal stop point prevents crushing and ensures a safe working process.
- The 2-component handle ensures maximum power transmission even with wet and oily hands.
- If there is not enough space available, the impact weight can be reversed.

TECHNICAL ATTRIBUTES

#	GTIN	mm/inch	mm/inch	mm	mm	kg	mm/inch	mm/inch	kg/lb	
22-0+05	-060847	395 12 13/16	40 1 9/16	M10	M7	0.5	200 7 7/8	19 3/4	0,85 1.874	✓
22-0+10	-060854	395 11 13/16	50 1 15/16	15-16 G	M10	1	250 9 13/16	24 15/16	1,44 3.175	✓
22-0+17	-060861	425 14 9/16	60 2 3/8	G 1/2	15-16 G	1.7	250 9 13/16	32 1 1/4	2,71 5.976	✓

SERIES K-26
BALL BEARING PULLER SETS WITH SLIDING HAMMER



The 6- and 7-piece ball bearing puller sets of the K-26 series are used for pulling internal bearings, bearing outer rings, and bushings in crafts, workshops, and industry. The two-jaw design of the internal extractors with their extra-large gripping edges allows for safe extraction of internal parts. The included sliding hammer is used together with the internal extractors. Depending on the size of the ball bearing and the extraction situation, the set is available in various designs.

BENEFITS

- Application-oriented assembly for universal use
- By storing it in the box, the completeness of the set can be easily overviewed.
- The internal extractors, along with the sliding hammer, are capable of finding a suitable response in various pulling situations.
- The sliding hammer allows for optimal and safe extraction in varying applications depending on the existing conditions.

TECHNICAL ATTRIBUTES

#	GTIN	mm/inch	mm/inch	mm/inch	kg	mm	mm	kg/lb	Consists of	
K-26-A	-854378	5 - 28 3/16-1 1/8	325 12 13/16	200 7 7/8	0.5	M7	M10	2,83 6.240	22-0-05, G-22, 21-00, 21-02, 21-2, 21-4	✓
K-26-B	-854392	28 - 70 1 1/8-2 3/4	300 11 13/16	250 9 13/16	1	M10	15-16G	8,435 18.599	22-0-10, 21-5, 21-6, 21-7, 21-8, G-22, VM12-1516, GA10-1516	✓

SERIES 28-A/B
SLIDING HAMMER FOR PULLING BALL BEARINGS AND DOWEL PINS



The 19-piece sliding hammer sets of series 28-A/B are used for the non-contact removal of internal bearings, outer rings, and bushings, as well as components with threads. The set includes a sliding hammer and thread inserts for the application.

BENEFITS

- Application-oriented assembly for universal use
- By storing it in the box, the completeness of the set can be easily overviewed.
- The internal extractors, together with the sliding hammer and threaded inserts, are capable of finding an appropriate solution in a variety of extraction situations.
- The sliding hammer allows for optimal and safe extraction due to its design.
- The threaded inserts allow internal extraction even where concentric threaded holes would normally prevent internal extraction.







TECHNICAL ATTRIBUTES

#	GTIN	mm/inch	mm/inch	mm/inch	kg		mm	mm	kg/lb	Consists of	
28-A	-507779	5 - 19 3/16-3/4	300 11 13/16	250 9 13/16	1	M3, M4, M5, M6, M8, M10, M12, M14, M16, M18	-	M7, M10, 15-16G	3,395 7.486	21-00, 21-01, 21-02, 21-1, 21-2, 22-0-10, GE4-10, GE5-10, GE6-10, GE8-10, GE10-10, GE12-10, VM12-1516, VM12-10, GE3-10, GE14-10, GE16-10, GE18-10, VM12-7	✓

#	GTIN	mm/inch	mm/inch	mm/inch	kg		mm	mm	kg/lb	Consists of	
28-B	-507786	12 - 38 1/2-1 1/2	370 14 9/16	250 9 13/16	1.7	M8, M10, M12, M14, M16, M18, M20, M22, M24	15-16G, M7, M18x1,5, M10	G1/2	6,145 13.550	22-0-17, 21-1, 21-2, 21-3, 21-4, 21-5, GE14-1815, GE16-1815, GE18-1815, GE20-1815, GE22-1815, GE24-1815, GA7-10, GA12-1815, GE8-1815, GE10-1815, GE12-1815	✓

SERIES 27-A
UNIVERSAL PULLER





The 22-piece universal puller set of series 27-A is used for pulling, separating, and internal extraction of bearings, gears, discs, etc. in crafts, workshops, and industry. The set is versatile for external extraction, internal extraction, and internal extraction with engagement in the ball bearing. Included in the set are the bearing puller "Cobra", various internal extractors, counter stays, and a sliding hammer, as well as thread inserts and a small part puller, ensuring a wide range of applications.

BENEFITS

- The "Cobra" separating claw ensures that the puller jaws are pressed particularly tightly against the part to be removed with the side clamping clamp.
- The internal extractors, together with the sliding hammer and thread inserts, are able to find an appropriate answer in versatile pulling situations.
- The sliding hammer allows for optimal and safe pulling due to its design.

TECHNICAL ATTRIBUTES

#	GTIN	mm/ inch	mm/ inch	mm/ inch		mm/ inch	mm/ inch	Max. tensile force kN	Max. tension force t/US t. sh.	kg	ISO	kg/lb	Consists of	
27-A	-951008	0 - 60 0 - 2 3/8	0 - 70 0 - 2 3/4	9 - 48 3/8 - 1 7/8	M3, M4, M5, M6, M8, M10	20 - 110 13/16 - 4 5/16	100 3 15/16	10	1 1.10	1	6004, 6005, 6006, 6007, 6008, 6009, 6010, 6011, 6012, 6013, 6201, 6202, 6203, 6204, 6205, 6206, 6300, 6301, 6302, 6303, 6304, 6305	7,255 15.997	204-0, 21-0-E, 21-01-E, 21-1-E, 21-2-E, 21-3-E, 21-4-E, 21-5-E, 43-0-1, 69-A2, 69-A3, 22-01-G27-A, GA12-3, GA12-4, GA12-5, GA12-6, GA12-8, GA12-10	✓

SERIES 224-0
OIL HOOK



The oil hooks of the series 224-0 are used in conjunction with a sliding hammer for the removal of oil seals, shaft seals, and other seals in the automotive sector and mechanical engineering. The combination of oil hooks and sliding hammer allows for a felt or powerful striking or loosening of difficult-to-remove parts in vehicles and machines.

BENEFITS

- Enables the disassembly of seal rings when other pullers are not applicable.
- Available in different sizes depending on the seal diameter.

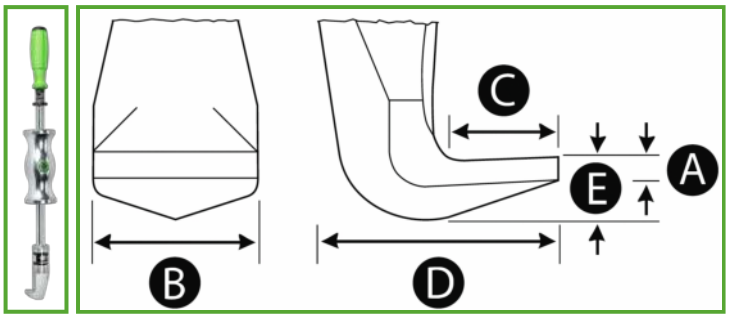



TECHNICAL ATTRIBUTES

#	GTIN	mm/inch	mm	mm/ inch	mm/ inch	mm/ inch	mm/ inch	mm/ inch	kg/lb		
224-0-05	-009976	70 2 3/4	M12	12 1/2	3 1/8	8 5/16	4 3/16	1 1/32	0,3 0.662	22-0-05, 22-0-10	✓
224-0-10	-009983	100 3 15/16	M16x1,5	46 1 13/16	14 9/16	24 15/16	14 9/16	4 3/16	0,3 0.662	22-0-17	✓

SERIES 229-01
HOOK WITH TOGGLE JOINT



The specially profiled bracket hook with toggle joint of series 229-01 is a versatile tool for sliding hammer application. A typical area of use is the removal of control arms from the ball joint clamp. In addition to bodywork, the combination of bracket hook and sliding hammer is also suitable for the disassembly of bearing bushes as well as other disassembly work in the automotive and industrial sectors. The flexible toggle joint allows for safe use even in confined spaces. Without an adapter, the hook is directly compatible with sliding hammer 22-0-50 and can be used with other sliding hammer models when an adapter is used.

BENEFITS

- Specialized tool for safe and gentle disassembly

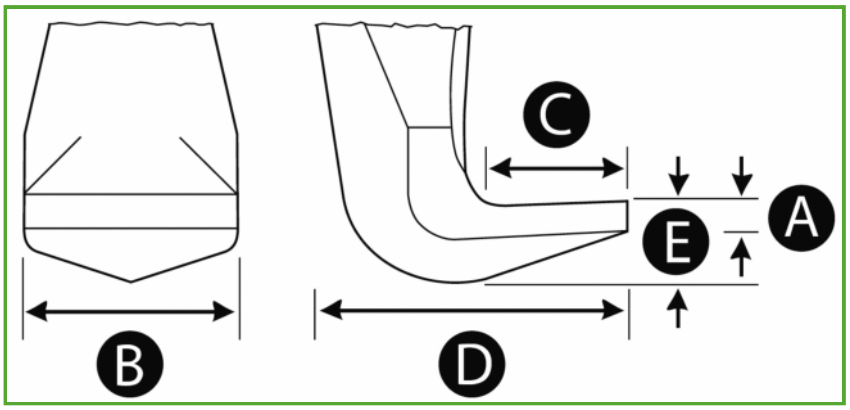

TECHNICAL ATTRIBUTES

#	GTIN	mm/inch	mm/inch	mm/inch	mm/inch	mm/inch	kg/lb	
229-01	-117329	138 5 7/16	25 1	40 1 9/16	85 3 3/8	16 5/8	3,21 7.078	✓

SERIES G-22
2-COMPONENT HANDLE FOR SLIDING HAMMERS



The 2-component handle as accessories for sliding hammers of series 22 serves better guidance during the extraction process when using sliding hammers in crafts, industry, and workshops. The ergonomic handle design provides good haptics and maximum power transmission even with wet and oily hands.

BENEFITS

- The risk of injury is reduced by using a handle.
- Ergonomically shaped grip

TECHNICAL ATTRIBUTES

#	GTIN		mm/inch	kg/lb	
G-22	-018442	M12	155 6 1/8	0,167 0.368	✓

SERIES 22-0-2-100
3 KG WEIGHT EXTENSION FOR 22-0-50



The additional weights of the series 22-0-2-100 are used together with sliding hammers of the series 22-0-50 in crafts, industry, and workshops. Each additional weight module increases the impact weight of the sliding hammer by 3 kg, allowing even particularly stuck parts to be safely and gently pulled off.

BENEFITS

- Multiple weight extensions can be used together with a single sliding hammer, allowing the impact weight of the sliding hammer to be individually adjusted upwards.

TECHNICAL ATTRIBUTES

#	GTIN	L mm/inch	Ø mm/inch		kg/lb	DEUTSCHES WERKZEUG FWI
22-0-2-100	-111211	66 2 5/8	95 3 3/4	M10	3,225 7.111	✓

SERIES 22

COUNTER STAYS



APPLICATION

The counter stays of Series 22 are used together with internal extractors of Series 21 in trade, industry, and workshops. Counter stays, thanks to the knurled shape of the support feet, are especially well-suited for large cylinder sockets and ball bearings, etc., and ensure secure stability during extraction. In this way, the gentle extraction of internal components is improved. In contrast to a sliding hammer, a counter stay allows for more precise work with increased force.

Benefits

- Determine the internal diameter of the ball bearing and choose the appropriate internal extractor
- Insert the internal extractor into the borehole and tighten the clamping nut
- Support the counter stay on the housing and screw it onto the internal extractor's wedge spindle
- Hold the counter stay handle and safely pull out the bearing by tightening the hexagon nut
- Retighten the clamping nut during extraction

STRUCTURE OF A COUNTER STAY USING THE EXAMPLE 22-4



SERIES 22
COUNTER STAY



22-1
22-2
22-3



22-4
22-5

The supports of the series 22 are used together with the internal extractors of the series 21 in crafts, industry, and workshops. Supports are particularly well suited for large cylinder bushings and ball bearings, etc., thanks to the ribbed shape of the support feet, and ensure a firm stand during extraction. In this way, the gentle extraction of internal components is improved. Unlike a sliding hammer, a counter stay allows for more precise work with greater force.

BENEFITS

- Sizes from 21-2 are particularly low-friction due to integrated pressure bearings in the form.
- The friction resistance of the counter nut is minimized by an integrated pressure bearing.



TECHNICAL ATTRIBUTES

#	GTIN	mm/inch	mm/ inch	SW mm/inch	mm	mm	Max. tensile force kN	Max. tension force t/US t. sh.	kg/lb	Included in the set	
22-1	-012228	15 - 60 9/16 - 2 3/8	115 4 1/2	22 7/8	M7, M10	M15x1,5	30	3 3.31	0,69 1.521	25-B, 25-C, 28-C, 28-D, 24-A, 24-B, 24-C, K-22-A-M, K-22-A-C, K-22-A-E, K-22-B-E, K-22-C-E, K-22-A-E-C, K-22-B-E-C, 25-A	✓
22-2	-012303	25 - 100 1 - 3 15/16	165 6 1/2	32 1 1/4	15-16 G, M10	G 1/2	40	4 4.41	1,873 4.130	25-B, 25-C, 28-C, 28-D, 24-A, 24-B, 24-C, K-22-B, K-22-B-C, 25-A	✓
22-3	-012488	0 - 180 0 - 7 1/16	280 11 1/32	32 1 1/4	G 1/2, 15-16 G	G 1/2	50	5 5.51	4 8.820	-	✓
22-4	-112478	70 - 240 2 3/4 - 9 7/16	200 7 7/8	32 1 1/4	-	G 1/2	70	7 7.72	4,1 9.041	25-D, 24-C	✓

PRODUKTDETAILS

#	GTIN	mm/inch	mm/ inch	SW mm/inch	mm	mm	Max. tensile force kN	Max. tension force t/US t. sh.	kg/lb	Included in the set	
22-5	-012556	100 - 310 3 15/16 - 12 3/16	260 10 1/4	46 1 13/16	-	G 3/4	90	9 9.92	7,76 17.111	-	✓

SERIES 25
BALL BEARING PULLER SETS WITH COUNTER STAYS



The puller sets of the series 25 are used for extracting internal bearings, bearing outer rings, and bushings in crafts, industry, and workshops. The set includes internal extractors and counter stays. The multi-shell design of the internal extractors with their extra large gripping edges allows for safe extraction of internal parts, and together with the counter stays, internal parts can be safely removed.

BENEFITS

- Application-oriented assembly for universal use
- By storing it in the box, the completeness of the set can be easily overviewed.
- The internal extractors, together with the counter stays, are able to find a suitable answer in various extraction situations.
- The sets are designed for various application fields and widths, allowing a wide range of options for internal extraction.

TECHNICAL ATTRIBUTES

#	GTIN	mm/inch	mm/inch	Max. tensile force kN	Max. tension force t/US t. sh.	kg/lb	Consists of	
25-K	-863899	5 - 19 3/16-3/4	0 - 60 0 - 2 3/8	30	3 3.31	2,165 4.774	22-1, 21-00, 21-02, 21-2	✓
25-A	-013058	12 - 48 1/2-1 7/8	0 - 100 0 - 3 15/16	40	4 4.41	6,5 14.333	22-1, 22-2, 21-1, 21-2, 21-3, 21-4, 21-5, 21-6	✓
25-B	-013133	12 - 70 1/2-2 3/4	0 - 100 0 - 3 15/16	40	4 4.41	9,94 21.918	22-1, 22-2, 21-1, 21-2, 21-3, 21-4, 21-5, 21-6, 21-7, 21-8	✓
25-C	-013218	12 - 110 1/2-4 5/16	0 - 240 0 - 9 7/16	70	7 7.72	17,5 38.588	22-1, 22-2, 22-4, 21-1, 21-2, 21-3, 21-4, 21-5, 21-6, 21-7, 21-89	✓
25-D	-158803	60 - 110 2 3/8-4 5/16	70 - 240 2 3/4 - 9 7/16	70	7 7.72	9,275 20.451	22-4, 21-89	✓

SERIES 24
BALL BEARING REMOVAL AND INSTALLATION SETS





The puller and extractor sets of series 24 are used for removing bearings, gears, discs, as well as extracting internal bearings, bearing outer rings, and bushings during repairs and maintenance in the industry. The set includes internal extractors, counter stays, puller sleeves, and external pullers. The multi-shell design of the internal extractors with their extra-large gripping edges allows for the safe extraction of internal parts. When combined with the counter stays, internal parts can be safely removed.

BENEFITS

- Application-oriented assembly for universal use
- By storing it in the box, the completeness of the set can be easily overviewed.
- The 2-jaw universal puller can loosen any component that is freely accessible from the outside and ensures a secure and precise extraction.
- The internal extractors, together with the counter stays, are capable of finding a suitable solution in a variety of extraction situations.

TECHNICAL ATTRIBUTES

#	GTIN	mm/ inch	mm/inch	mm/inch	mm/inch	mm/ inch	Max. tensile force kN	Max. tension force t/US t. sh.	kg/lb	Consists of	
24-A	-012716	0 - 90 0 - 3 9/16	0 - 100 0 - 3 15/16	12 - 48 1/2 - 1 7/8	0 - 100 0 - 3 15/16	165 6 1/2	45	4.5 4.96	17,5 38.588	20-1, 43-1, 22-1, 22-2, 21-1, 21-2, 21-3, 21-4, 21-5, 21-6, 23	✓
24-B	-012891	0 - 160 0 - 6 5/16	0 - 162 0 - 6 3/8	12 - 70 1/2 - 2 3/4	0 - 100 0 - 3 15/16	165 6 1/2	60	6 6.61	18 39.690	20-1, 20-2, 22-1, 22-2, 21-1, 21-2, 21-3, 21-4, 21-5, 21-6, 21-7, 21-8, 23, 43-1	✓
24-C	-012976	0 - 160 0 - 6 5/16	0 - 162 0 - 6 3/8	12 - 110 1/2 - 4 5/16	0 - 240 0 - 9 7/16	200 7 7/8	70	7 7.72	23,98 52.876	20-1, 20-2, 43-1, 22-1, 22-2, 22-4, 21-1, 21-2, 21-3, 21-4, 21-5, 21-6, 21-7, 21-89, 23	✓

COMBINED SETS



SERIES K-22
PULLER SETS WITH COUNTER STAY AND SLIDING HAMMER



The 8-piece ball bearing puller sets with counter stays and sliding hammer are used for extracting internal bearings, bearing outer rings, and bushings. The multi-shell design of the internal extractors with their extra-large gripping edges allows for the safe extraction of internal parts.

BENEFITS

- Application-oriented assembly for universal use
- By storing it in the box, the completeness of the set can be easily overviewed.
- The internal extractors, along with counter stays and the sliding hammer, are capable of finding an appropriate response in versatile extraction situations.
- Counter stays and sliding hammers enable optimal and safe extraction depending on the existing conditions with varying applications.
- The set includes accessories that sensibly complement its practical application.





TECHNICAL ATTRIBUTES

#	GTIN	mm/ inch	mm/ inch	mm/ inch	mm/ inch	kg	mm	mm	Max. tensile force kN	Max. tension force t/US t. sh.	kg/lb	Consists of	
K-22-A	-039263	5 - 28 3/16-1 1/8	15 - 60 9/16 - 2 3/8	325 12 13/16	200 7 7/8	0.5	M7	M10	30	3 3.31	4,1 9.041	21-00, 21-02, 21-2, 21-4, 22-0-05, G-22, 22-1	✓
K-22-B	-854385	28 - 70 1 1/8-2 3/4	25 - 100 1 - 3 15/16	300 11 13/16	250 9 13/16	1	M10	15-16G	40	4 4.41	1,14 2.514	21-5, 21-6, 21-7, 21-8, 22-0-10, 22-2, G-22	✓

SERIES K-22-A-M
BALL BEARING PULLER SET WITH COUNTER STAY AND SLIDING HAMMER





The 10-piece Ball Bearing Puller Set with Counter Stay and Sliding Hammer is used for extracting internal bearings, bearing outer rings, and bushings. The five different internal extractors are specifically designed for disassembling the common bearings, bearing outer rings, and bushings in the automotive sector.

BENEFITS

- Application-oriented assembly for universal use, especially in the automotive sector.
- The internal extractors, together with counter stays and the sliding hammer, are capable of finding a suitable solution in various extraction situations.
- Counter stays and sliding hammers enable an optimal and safe removal, depending on the existing conditions in varying applications.

TECHNICAL ATTRIBUTES

#	GTIN	mm/ inch	mm/ inch	mm/ inch	mm/ inch	kg	mm	mm	Max. tensile force kN	Max. tension force t/US t. sh.	kg/lb	Consists of	✓
K-22-A-M	-910180	8 - 40 5/16-1 9/16	15 - 60 9/16 - 2 3/8	300 11 13/16	250 9 13/16	1	M7	M10	30	3 3.31	4,1 9.041	22-0-10, 22-1, 21-01, 21-1, 21-2, 21-4, 21-5, VM12-10, VM12-7	✓

SERIES K-22-E
PULL-OUT TRAYS AND SETS FOR INTERNAL EXTRACTION



During internal extraction, components that sit in a recess and therefore cannot be gripped from the outside are dismantled without damage. To pull out internal parts, a sliding hammer or a counter stay is always required. With a sliding hammer, extraction can be performed in the tightest spaces without bracing, whereas a counter stay allows more precise work and the application of greater force.

TECHNICAL ATTRIBUTES

#	GTIN	mm/inch	mm/ inch	mm/ inch	mm/ inch	kg	mm	mm	Max. tensile force kN	Max. tension force t/US t. sh.	kg/lb	Consists of	
K-22-A-E	-140471	5 - 15 3/16-9/16	15 - 60 9/16 - 2 3/8	325 12 13/16	200 7 7/8	0.5	M10	M12	30	3 {8328}	2,8 6.174	22-0-05, 22-1, 21-0-E, 21-00-E, 21-01-E, 21-1-E	✓
K-22-B-E	-039270	12 - 34 1/2-1 5/16	15 - 60 9/16 - 2 3/8	325 12 13/16	200 7 7/8	0.5	M10	M12	30	3 {8328}	3,255 7.177	22-0-05, 22-1, 21-1-E, 21-2-E, 21-3-E, 21-4-E	✓
K-22-C-E	-140402	5 - 34 3/16-1 5/16	15 - 60 9/16 - 2 3/8	325 12 13/16	200 7 7/8	0.5	M10	M12	30	3 {8328}	3,45 7.607	22-0-05, 22-1, 21-0-E, 21-00-E, 21-01-E, 21-1-E, 21-2-E, 21-3-E, 21-4-E	✓

SERIES 28-C/D
SLIDING HAMMER AND COUNTER STAY SET FOR EXTRACTING BALL BEARINGS AND DOWEL PINS



The 22- and 24-piece sliding hammer sets of series 28-C/D are used for non-contact extraction of internal bearings, outer bearing rings, and bushings, as well as components with threads. For the application, counter stays, sliding hammer, and thread inserts are included in the set.

BENEFITS

- Application-oriented assembly for universal use
- By storing it in the box, the completeness of the set can be easily overviewed.
- The internal extractors, along with counter stays, sliding hammers, and thread inserts, are capable of finding a suitable solution in a variety of puller situations.
- Counter stays and sliding hammers allow for optimal and safe removal depending on the existing conditions in changing applications.
- The threaded inserts allow internal extraction even where concentric threaded holes would normally prevent internal extraction.

TECHNICAL ATTRIBUTES

#	GTIN	mm/inch	mm/inch	mm/inch	mm/inch	kg		mm	kg/lb	Consists of	
28-C	-466762	12 - 48 1/2-1 7/8	0 - 100 0 - 3 15/16	300 11 13/16	250 9 13/16	1	M3, M4, M5, M6, M8, M10, M12, M14, M16, M18	M7, M10, 15-16G	11,995 26.449	21-1, 21-2, 21-3, 21-4, 21-5, 21-6, 22-1, 22-2, GE10-10, GE12-10, GE14-10, GE16-10, GE18-10, GE3-10, GE4-10, GE5-10, GE6-10, GE8-10, 22-0-10, VM12-10	✓

PRODUKTDETAILS

#	GTIN	mm/inch	mm/inch	mm/inch	mm/inch	kg		mm	kg/lb	Consists of	
28-D	-466779	12 - 70 1/2-2 3/4	0 - 100 0 - 3 15/16	300 11 13/16	250 9 13/16	1	M3, M4, M5, M6, M8, M10, M12, M14, M16, M18	M7, M10, 15-16G	14,57 32.127	VM12-7, 21-1, 21-2, 21-3, 21-4, 21-5, 21-6, 21-7, 21-8, 22-1, 22-2, GE10-10, GE12-10, GE14-10, GE16-10, GE18-10, GE3-10, GE4-10, GE5-10, GE6-10	✓

SERIES 221-G
INTERNAL PULLER WITH SLIDING HAMMER





The internal extractors with sliding hammer of series 221 are used for pulling and extracting ball bearings, roller bearings, inner rings, and other flush-mounted components. The internal extractor is a purpose-oriented model with a large clamping range.

BENEFITS

- Especially suitable for tight spaces where counter stays or puller devices cannot be installed due to lack of space.
- The built-in sliding hammer means that no support surface is required for this internal extractor.
- The shape of the sliding piece allows for a high impact weight of the sliding hammer with simple application.
- The internal stop point prevents pinching and ensures a safe working process.

TECHNICAL ATTRIBUTES

#	GTIN	mm/inch	mm/ inch	mm/inch	mm/inch	kg	SW mm/inch	kg/lb	Included in the set	
221-G	-175824	30 - 180 1 3/16 - 7 1/16	135 5 5/16	320 12 5/8	250 9 13/16	1.7	17 11/16	4,4 9.702	224-677, 224-678	✓

SERIES 224
INTERNAL EXTRACTOR WITH SLIDING HAMMER



The internal extractors with sliding hammer of the series 224 are used for extracting small end and guide bearings, bearing rings, and similar parts in crafts, workshops, and industry. The internal extractor is a purpose-oriented model with a large clamping range that allows for contactless and gentle extraction of, for example, internal bearings due to its design. With the built-in sliding hammer, it is not only space-saving but also provides a strong impact force that can safely extract even stuck parts.

BENEFITS

- Especially suitable for tight spatial conditions and small storage, as the hooks can be precisely pressed behind the part to be pulled out.
- With the built-in sliding hammer, this internal extractor does not require a support surface.
- The shape of the sliding piece allows for a high impact weight of the sliding hammer with simple application.
- The internal stopping point prevents crushing and ensures a safe working process.

TECHNICAL ATTRIBUTES

#	GTIN	mm/inch	mm/inch	mm/inch	mm/inch	kg	kg/lb	
224-1	-325656	12 - 35 1/2 - 1 3/8	38 1 1/2	290 11 7/16	250 9 13/16	1	1,765 3.892	✓
224-2	-325571	15 - 50 9/16 - 1 15/16	50 1 15/16	290 11 7/16	250 9 13/16	1	1,96 4.322	✓

SERIES 223
PULLER FOR PARTS WITH THREADED HOLES







The pullers of series 223 are used for pulling parts with concentric threaded holes in crafts, industry, and workshops. The sliding hammer is capable of this together with the thread adapters. The ergonomically shaped, solid sliding piece allows the applied force to be optimally transmitted and a strong shock effect to be achieved. This also ensures a contactless and gentle extraction.

BENEFITS

- The thread adapters enable the careful and safe removal of parts with threaded holes.
- Using the dimensions laser-etched on the thread adapters, the thread can be uniquely identified.
- The shape of the sliding piece allows for a high impact weight of the sliding hammer with simple application.
- The internal stop point prevents crushing and ensures a safe working process.

TECHNICAL ATTRIBUTES

#	GTIN	mm/inch	mm/inch	kg		mm	kg/lb	Included in the set	
223	-309083	290 11 7/16	250 9 13/16	1	M3, M4, M5, M6, M8, M10, M12, M14, M16, M18	M10	1,635 3.605	28-A, 28-B, 28-C, 28-D	✓

SERIES 818-021
INTERNAL EXTRACTOR





The internal extractors of the series 818-021 are used together with a puller device with hydraulic spindle of the series 818-0 for extracting internal bearings, outer bearing rings, and bushings in crafts, workshops, and industry. The model series is based on a modular system and can therefore be expanded in a variety of ways. The internal extractors with tension spindle, spindle nut, U-washer, and threaded sleeve with smooth bore are fully operational in combination with the puller device and can be used in many ways.

BENEFITS

- Other pullers from the 800 series have the same hydraulic spindle and do not require additional accessories.
- For the 800 series, there are numerous easily exchangeable and combinable individual parts.

TECHNICAL ATTRIBUTES

#	GTIN	mm/inch	mm/ inch	Max. tensile force kN	Max. tension force t/US t. sh.	SW mm/inch	kg/lb		Included in the set	
818-021	-757969	30 - 180 1 3/16 - 7 1/16	135 5 5/16	100	10 11.02	22 7/8	2,8 6.174	818-0	818-215	✓

SERIES Y-21-E
INTERNAL EXTRACTOR



The internal extractors of the Y-21-E series are used for extracting particularly stubborn, internal bearings, bearing outer rings, and sockets in crafts, workshops, and industry. The hydraulic system enables the application of very high forces that cannot be achieved with mechanical tools. The internal extractors of the Y-21-E series are combined with the hydraulic pullers of the Y-180 series.

BENEFITS

- The hydraulic puller Y-180 required in combination with the internal extractor allows for easy and controlled removal of particularly stubborn parts.
- Reducing workload guarantees maximum time savings
- Gentle removal thanks to adjustable hydraulic system

TECHNICAL ATTRIBUTES

#	GTIN	mm/inch	mm/ inch	mm	Max. tensile force kN	Max. tension force t/US t. sh.	kg/lb		Included in the set	
Y-221-E	-040856	30 - 180 1 3/16 - 7 1/16	135 5 5/16	1"-8 UNC	100	10 11.02	2,8 6.174	Y28-180	Y28-200, Y28-218	✓
Y-321-E	-042836	75 - 230 2 15/16 - 9 1/16	140 5 1/2	1 1/4 - 7" UNC	220	22 24.25	6,5 14.333	Y38-180	Y38-300, Y38-318	✓
Y-521-E	-044656	75 - 230 2 15/16 - 9 1/16	140 5 1/2	1 5/8" - 51 2UNS	275	27.5 30.31	7,3 16.097	Y58-180	Y58-518, Y58-500	✓

SERIES 818-0
HYDRAULIC PULLER



The puller with hydraulic spindle is used for universal application with the pullers of the 818 series in trade, workshop and industry. The model range is designed as a modular system and is therefore versatile and expandable. This puller is the basic element of a system that, in combination with various accessories, such as internal extractor, jaws or pulling devices, allows universal application options.

BENEFITS

- Pullers of series 800 use the same hydraulic spindle and require no additional accessories.
- For the series 800, there are numerous easily interchangeable and frequently combinable individual parts and accessories.
- The hydraulics enable high pull-out performance with low manual effort.
- The axial working piston does not rotate with the hydraulic spindle.

TECHNICAL ATTRIBUTES

#	GTIN	mm/inch	mm/inch	Nm/ft lb	Max. tensile force kN	Max. tension force t/US t. sh.	kg/lb	Included in the set	
818-0	-173196	85 - 270 3 3/8 - 10 5/8	280 7 1/16	40 29.50	100	10 11.02	7,8 17.199	818-100, 818-150, 818-215	✓

SERIES YX8-X18
HYDRAULIC PULLER SETS





The 13-piece hydraulic puller sets are used for separating and internally extracting particularly large and stuck bearings, gears, discs, etc. in industry and commercial vehicles. The set does not require any additional accessories for application. In addition to a hollow piston cylinder with hand pump, pressure gauge, and hose, the set includes separating knives, internal extractors, counter stays, and extensions to ensure a universal solution for internal extraction and separation.

BENEFITS

- Through the storage in the metal box, the completeness of the set can be easily overviewed.
- Energy-saving and gentle extraction even for heavy-duty tasks
- The combination of hydraulics and the respective devices allows for the easy and controlled removal of particularly stubborn parts.

TECHNICAL ATTRIBUTES

#	GTIN	mm/inch	mm/inch	mm/inch	mm/inch	bar	Max. tensile force kN	Max. tension force t/US t. sh.	kg/lb	Consists of	
Y28-218	-036651	135 - 300 5 5/16 - 11 13/16	1.000 39 3/8	30 - 180 1 3/16 - 7 1/16	25 - 155 1 - 6 1/8	394	150	15 16.53	6 13.230	Y-221-E, YHP-325, Y-215-3, YDB-27E, YRH-202, Y20-180, Y218-06-P, Y218-08-P, Y218-31-P, Y218-33, Y218-10, Y218-11	✓
Y38-318	-037641	180 - 420 7 1/16 - 16 9/16	1.200 47 1/4	75 - 230 2 15/16 - 9 1/16	30 - 250 1 3/16 - 9 13/16	514	250	25 27.56	115 253.575	Y-321-E, YHP-325, Y-315-5, YDB-33E, YRH-302, Y30-180, Y318-36-P, Y318-33, Y318-38-P, Y318-41-P, Y318-10, Y318-11	✓

PRODUKTDETAILS

#	GTIN	mm/inch	mm/inch	mm/inch	mm/inch	bar	Max. tensile force kN	Max. tension force t/US t. sh.	kg/lb	Consists of	
Y58-518	-038891	235 - 540 9 1/4 - 21 1/4	1.500 59 1/16	75 - 230 2 15/16 - 9 1/16	75 - 330 2 15/16 - 12 1	348	350	35 38.58	22 48.510	Y-521-E, YHP-325, Y-515-6, YDB-55E, YRH-603, Y50-180, Y518-08-P, Y518-31-P, Y518-33, Y518-10, Y518-11	✓

SERIES Y-180
HYDRAULIC PULL/ PRESS EXTRACTOR WITH HYDRAULIC HOLLOW PISTON CYLINDER



The hydraulic puller of the Y-180 series is used for pulling particularly large and tight-fitting bearings, gears, discs, etc. by using separating knives and internal extractors in the trades, workshop and industry. The Y-180 series is used together with the Y-15 pulling device or the Y-21-E internal extractor and can therefore be used in two different ways.

BENEFITS

- Low effort for high pulling performance
- The internal extractor required for the application, or the pulling device, together with the hydraulic puller enables the easy and controlled removal of particularly tightly seated parts





TECHNICAL ATTRIBUTES

#	GTIN	mm/inch	mm/inch	Max. tensile force kN	Max. tension force t/US t. sh.	bar	kg/lb	Included in the set	
Y28-180	-036408	135 - 300 5 5/16 - 11 13/16	470 18 1/2	150	15 16.53	700	2,81 6.196	Y28-200, Y28-218	✓
Y38-180	-037498	180 - 420 7 1/16 - 16 9/16	520 20 1/2	250	25 27.56	700	37,68 83.084	Y38-318, Y38-300	✓
Y58-180	-038488	235 - 540 9 1/4 - 21 1/4	660 25 63/64	350	35 38.58	700	84 185.220	Y58-518, Y58-500	✓

SERIES Y0-180
PULLER DEVICE (WITHOUT HYDRAULIC HOLLOW PISTON CYLINDER FOR PUMP DRIVE)



The pullers of series Y-180 are used together with separating knives and internal extractors for Pulling particularly large and tight-fitting bearings, gears, discs, etc. in trade, industry, and workshops. The pullers are used with pulling devices of series Y-15 and internal extractors of series Y-21-E.

BENEFITS

- Ideal for the light and controlled removal of stuck parts
- Thanks to compatibility with other tools from the Y series, suitable for various applications

TECHNICAL ATTRIBUTES

#	GTIN	mm/inch	mm/inch	Max. tensile force kN	Max. tension force t/US t. sh.	kg/lb		
Y20-180	-036323	470 18 1/2	135 - 300 5 5/16 - 11 13/16	150	15 16.53	9,885 21.796	YRH-202	✓
Y30-180	-037313	520 20 1/2	180 - 420 7 1/16 - 16 9/16	250	25 27.56	2,83 6.240	YRH-302	✓
Y50-180	-038303	660 25 1	235 - 540 9 1/4 - 21 1/4	350	35 38.58	6 13.230	YRH-603	✓

SERIES YX8-X00
HYDRAULIC UNIVERSAL PULLER SET



The 18-piece hydraulic universal puller sets of series YXB-X00 are used for pulling, separating, and internal extraction of particularly large and tightly seated bearings, gears, discs, etc. in industry and commercial vehicles. The set requires no additional accessories for application. In addition to a hollow piston cylinder with hand pump, pressure gauge, and hose, the set includes 2-jaw and 3-jaw pullers, separating knives, internal extractors, counter stays, and extensions to ensure a universal solution for every situation.

BENEFITS

- By storing it in the metal box, the completeness of the set can be easily overviewed.
- Energy-saving and gentle removal even during heavy work
- The combination of hydraulics and the respective devices enables the easy and controlled removal of particularly stubborn parts.

TECHNICAL ATTRIBUTES

#	GTIN	mm/ inch	mm/ inch	mm/ inch	mm/ inch	mm/ inch	mm/ inch	bar	Max. tensile force kN	Max. tension force t/US t. sh.	kg/lb	Consists of	DEUTSCHES WERKZEUG FWI
Y28-200	-870828	50 - 500 1 15/16 - 19 11/16	0 - 300 0 - 11 13/16	30 - 180 1 3/16 - 7 1/16	25 - 155 1 - 6 1/8	135 - 300 5 5/16 - 11 13/16	1.000 39 3/8	700	200	20 22.05	85 187.425	Y-221-E, YHP-325, Y-215-3, YDB-27E, YRH-202, Y20-180, Y20-206, Y218-06-P, Y218-08-P, Y218-31-P, Y218-33, Y205-20, Y218-10, Y218-11, Y20-216	✓
Y38-300	-870835	50 - 900 1 15/16 - 35 7/16	0 - 520 0 - 20 1/2	75 - 230 2 15/16 - 9 1/16	30 - 250 1 3/16 - 9 13/16	180 - 420 7 1/16 - 16 9/16	1.200 47 1/4	700	300	30 33.07	188 414.540	Y-321-E, YHP-325, Y-315-5, YDB-33E, YRH-302, Y30-180, Y30-206, Y318-36-P, Y318-33, Y318-38-P, Y318-41-P, Y305-20, Y318-10, Y318-11	✓

PRODUKTDETAILS

#	GTIN	mm/ inch	mm/ inch	mm/ inch	mm/ inch	mm/ inch	mm/ inch	bar	Max. tensile force kN	Max. tension force t/US t. sh.	kg/lb	Consists of	
Y58-500	-870842	460 - 1.200 18 1/8 - 47 1/4	0 - 700 0 - 27 9/16	75 - 230 2 15/16 - 9 1/16	75 - 330 2 15/16 - 12 1	235 - 540 9 1/4 - 21 1/4	1.500 59 1/16	498	500	50 55.12	335 738.675	Y-521-E, YHP-325, Y-515-6, YDB-55E, YRH-603, Y50-180, Y50-206, Y518-08-P, Y518-31-P, Y518-33, Y505-20, Y518-10, Y518-11, Y50-216	✓

SERIES 818
SIDE SCREW AND EXTENSIONS



The pull bolt extension serves to extend the pull bolts of a puller device during external extraction.

TECHNICAL ATTRIBUTES

#	GTIN	mm/inch	mm	mm/inch	kg/lb	
818-250	-173356	250 9 13/16	5/8"-18 UNF	22 7/8	0,79 1.742	✓
818-280	-173431	250 9 13/16	5/8"-18 UNF	22 7/8	1,1 2.426	✓

SERIES 818-P
SIDE SCREW AND EXTENSIONS

The pull rod extensions are used to extend the pull rods of a puller when separating.



TECHNICAL ATTRIBUTES

#	GTIN	mm/inch	mm	mm/inch	kg/lb	
818-250-P	-385391	250 9 13/16	5/8"-18 UNF	22 7/8	1,56 3.440	✓
818-280-P	-385544	250 9 13/16	5/8"-18 UNF	22 7/8	2,16 4.763	✓

SERIES Y-18-E



Y218-03
Y318-03
Y518-03



Y218-33
Y318-33
Y518-33



Y218-06-P
Y318-07-P
Y518-08-P
Y318-36-P
Y318-37-P
Y318-38-P
Y518-07-P
Y518-08-P

The accessories for hydraulic pullers are used for the application with the pullers from the KUKKO hydraulic program in craftsmanship, industry, and workshop. The crossbars, fastening materials, tension bolts, support nuts, connectors for tension bolts, and quick adjustment nuts are designed for the pullers of the series Y20, Y28, Y30, Y38, Y50, and Y58.

TECHNICAL ATTRIBUTES

#	GTIN	Type of accessory/spare part	Max. tension force t/US t. sh.	kg/lb	
Y218-03	-039706	Cross-beam	15 16.53	4,82 10.628	✓
Y218-04	-529818	Fastening material for 1 pair of tension bolts	15 16.53	1,3 2.867	✓
Y218-06-P	-056420	Pair of tension bolts	15 16.53	2,3 5.072	✓
Y218-07-P	-056437	Pair of tension bolts	15 16.53	3,685 8.125	✓
Y218-08-P	-056444	Pair of tension bolts	15 16.53	3,685 8.125	✓
Y218-09-P	-218095	Pair of support nuts for tension bolts	15 16.53	0,265 0.584	✓
Y218-12-P	-097157	Pair of tension bolts	15 16.53	1,34 2.955	✓
Y218-31-P	-218316	Pair of connectors for tension bolts	15 16.53	0,32 0.706	✓
Y218-33	-040771	Quick adjustment nut	15 16.53	1,15 2.536	✓
Y318-03	-041686	Cross-beam	25 27.56	11,4 25.137	✓
Y318-04	-318047	Fastening material for 1 pair of tension bolts	25 27.56	6,92 15.259	✓
Y318-33	-042188	Quick adjustment nut	25 27.56	1,854 4.088	✓
Y318-36-P	-056338	Pair of tension bolts	25 27.56	4,28 9.437	✓
Y318-37-P	-305863	Pair of tension bolts	25 27.56	6,93 15.281	✓
Y318-38-P	-056345	Pair of tension bolts	25 27.56	11,85 26.129	✓
Y318-39-P	-318399	Pair of support nuts for tension bolts	25 27.56	0,82 1.808	✓
Y318-41-P	-318412	Pair of connectors for tension bolts	25 27.56	0,6 1.323	✓

PRODUKTDETAILS

#	GTIN	Type of accessory/spare part	Max. tension force	kg/lb	
			t/US t. sh.		
Y518-03	-043826	Cross-beam	35 38.58	3,91 8.622	✓
Y518-04	-529825	Fastening material for 1 pair of tension bolts	35 38.58	0,3 0.662	✓
Y518-07-P	-056468	Pair of tension bolts	35 38.58	15,86 34.971	✓
Y518-08-P	-056475	Pair of tension bolts	35 38.58	21,28 46.922	✓
Y518-09-P	-518096	Pair of support nuts for tension bolts	35 38.58	1,336 2.946	✓
Y518-31-P	-518317	Pair of connectors for tension bolts	35 38.58	1,2 2.646	✓
Y518-33	-044571	Quick adjustment nut	35 38.58	2,66 5.865	✓

SERIES YRH
HOLLOW PISTON CYLINDER

The hydraulic hollow piston cylinders of the YRH series are used for application with the KUKKO hydraulic program in crafts, industry, and workshops. They can be used both as pressure and traction cylinders, enabling a force-saving and versatile operation even in challenging extraction situations or when a lot of force is needed.



BENEFITS

- All models feature a CR-400 coupling sleeve with dust cap.
- External threads on the cylinder head, internal threads on the piston rod, and mounting threads on the cylinder base allow for easy assembly.
- Tensioned retractable spring increases the insertion speed and thereby enhances the performance.
- The integrated scraper removes contaminants from the piston, thereby extending the life of the cylinder.







TECHNICAL ATTRIBUTES

#	GTIN	mm/ inch	mm/ inch	mm/ inch				mm/ inch	bar	cm³	Max. tensile force kN	Max. tension force t/US t. sh.	kg/lb	
YRH-132	-854460	73 2 7/8	133 5 1/4	60 2 3/8	2 3/4"-12 UN	3/4"-16 UN	-	8 5/16	700	0.00001 m³	130	13 14.33	2,4 5.292	✓
YRH-202	-046711	99 3 7/8	160 6 5/16	162 6 3/8	3 7/8"-12 UN	1 9/16"-16 UN	1"-8 UNC	50 1 15/16	700	0.000173 m³	200	20 22.05	7,575 16.703	-
YRH-206	-870934	99 3 7/8	160 6 5/16	306 12 1/16	3 7/8"-12 UN	1 9/16"-16 UN	1"-8 UNC	150 5 7/8	700	0.000527 m³	200	20 22.05	14,185 31.278	✓
YRH-302	-046896	117 4 5/8	177 6 15/16	178,5 7 1/32	4 1/2"-12 UN	1 7/8"-16 UN	1 1/4"-7 UNC	65 2 1/2	700	0.00031 m³	300	30 33.07	1,7 3.749	-
YRH-603	-046971	159 6 1/4	219 8 5/8	247,5 9 3/4	6 1/4"-12 UN	2 3/4"-16 UN	1 5/8"-5 1/2 UNS	75 2 15/16	700	0.00068 m³	600	60 66.14	3 6.615	-

SERIES Y-10-11
ACCESSORIES FOR HYDRAULIC PULLING

The accessories for hollow piston cylinders are used for compatibility with the pullers from the KUKKO hydraulic program in crafts, industry, and workshops. The hand cranks and center spindle are designed for the hollow piston cylinders of the YRH series.



TECHNICAL ATTRIBUTES

#	GTIN	mm/inch	mm/inch	Max. tension force t/US t. sh.	kg/lb		
Y218-10	-040368	120 4 3/4	17,5 11/16	20 22.05	1,865 4.112	YRH-202, YRH-206	✓
Y218-11	-040443	514 20 1/4	17,5 11/16	20 22.05	1,69 3.726	YRH-206, YRH-202	✓
Y318-10	-041761	150 5 7/8	20,5 13/16	30 33.07	0,88 1.940	YRH-302	✓
Y318-11	-041846	610 24 1/64	20,5 13/16	30 33.07	3,25 7.166	YRH-302	✓
Y318-12	-749865	400 15 3/4	20,5 13/16	30 33.07	8 17.640	YRH-302	✓
Y518-10	-044243	240 9 7/16	25,4 1	50 55.12	2,1 4.631	YRH-603	✓
Y518-11	-044328	750 29 1/2	25,4 1	50 55.12	6,745 14.873	YRH-603	✓

SERIES YHP
ACCESSORIES FOR HYDRAULIC PULLING









The YHP series offers a versatile range of accessories for hydraulic pulling. The assortment includes hydraulic hand pumps, hydraulic hoses, pressure gauges, and adapters. All components are available both individually and in various combinations. The hydraulic hand pump is available in several versions - such as a standalone device (YHP-320), in combination with a hydraulic hose (YHP-321), with a pressure gauge (YHP-324), with hose and pressure gauge (YHP-325), as well as a complete set with hose, pressure gauge, and metal case. Furthermore, the hand pump is available in two different variants, each with varying usable oil volumes depending on the application area.

BENEFITS

- The entire series is equipped with numerous safety features that ensure reliable performance while guaranteeing high occupational safety.
- Compatible with common hydraulic puller devices and systems

TECHNICAL ATTRIBUTES

#	GTIN	cm³	bar	Max. tension force t/US t. sh.	kg/lb	Consists of	
YHP-320	-045721	0.0006 m³	700	50 55.12	7,28 16.052	YHP-320	✓
YHP-321	-111198	0.0006 m³	700	50 55.12	8,375 18.467	YHP-320, YF-200	✓
YHP-324	-045806	0.0006 m³	700	50 55.12	9,65 21.278	YHP-320, YM-235, YGA-2	✓
YHP-325	-045981	0.0006 m³	700	50 55.12	1,5 3.308	YHP-320, YF-200, YM-235, YGA-2	✓
YHP-326	-046483	0.0006 m³	700	50 55.12	16,13 35.567	YHP-320, YF-200, YM-235, YGA-2	✓
YHP-420	-609688	0.002 m³	700	75 82.67	13,6 29.988	YHP-420	✓
YHP-421	-022968	0.002 m³	700	75 82.67	0,3 0.662	YHP-420, YF-200	✓
YHP-424	-103988	0.002 m³	700	75 82.67	13,6 29.988	YHP-420, YM-235, YGA-2	✓
YHP-425	-103995	0.002 m³	700	75 82.67	9,65 21.278	YHP-420, YF-200, YM-235, YGA-2	✓
YF-200	-045646	-	700	75 82.67	1,6 3.528	YF-200	✓
YM-235	-157769	-	700	75 82.67	1,65 3.638	YM-235	✓
YGA-2	-458644	-	-	75 82.67	0,21 0.463	YGA-2	✓

SERIES Y-17
PRESSURE PIECE FOR AXLE BORES



The pressure pieces for axle bores are used for pulling bearings and gears in craft, industry, and workshops that are mounted on hollow shafts or in housings. The spindle pressure piece serves as a counter-axis to the puller, transferring the force onto the pressure piece through the spindle.

BENEFITS

- Broader application possibilities for various extraction situations
- The set is available in both 12-piece and 6-piece versions, and if needed, the pressure pieces are also available individually.

TECHNICAL ATTRIBUTES

#	GTIN	mm/inch	Number of parts	kg/lb	
Y-01-17	-233173	20 - 23 13/16-7/8	1	0,6 1.323	✓
Y-02-17	-233258	23 - 26 7/8-1 1/32	1	0,4 0.882	✓
Y-03-17	-233333	26 - 30 1 1/32-1 3/16	1	0,5 1.103	✓
Y-04-17	-233418	29 - 33 1 1/8-1 5/16	1	0,6 1.323	✓
Y-05-17	-233586	33 - 39 1 5/16-1 9/16	1	0,165 0.364	✓
Y-06-17	-233661	36 - 42 1 7/16-1 5/8	1	0,2 0.441	✓
Y-07-17	-233746	39 - 46 1 9/16-1 13/16	1	0,22 0.485	✓
Y-08-17	-233821	42 - 48 1 5/8-1 7/8	1	0,288 0.635	✓
Y-09-17	-233906	45 - 52 1 3/4-2 1/16	1	0,26 0.573	✓
Y-10-17	-234163	49 - 58 1 15/16-2 5/16	1	0,26 0.573	✓
Y-11-17	-234248	51 - 62 2 1/64-2 7/16	1	0,52 1.147	✓
Y-12-17	-234408	55 - 65 2 3/16-2 9/16	1	0,26 0.573	✓
Y-13-17	-234576	58 - 68 2 5/16-2 11/16	1	0,65 1.433	✓
Y-14-17	-234651	61 - 71 2 3/8-2 13/16	1	0,26 0.573	✓
Y-15-17	-234736	65 - 74 2 9/16-2 15/16	1	0,3 0.662	✓
Y-16-17	-234811	71 - 81 2 13/16-3 3/16	1	0,3 0.662	✓
Y-17-17	-234996	77 - 88 3 1/32-3 7/16	1	0,3 0.662	✓

PRODUKTDETAILS

#	GTIN	mm/inch	Number of parts	kg/lb	
Y-18-17	-235078	20 - 62 13/16-2 7/16	11	2,235 4.928	✓
Y-19-17	-235153	33 - 81 1 5/16-3 3/16	12	5,7 12.569	✓
Y-20-17	-235238	55 - 88 2 3/16-3 7/16	6	4,9 10.805	✓
Y-60-100-17	-120466	64 - 70 2 1/2-2 3/4	3	4,455 9.823	✓

SERIES YD
PRESSURE PIECE FOR HOLLOW PISTON CYLINDER



The pressure pieces for hollow piston cylinders are screwed into the internal thread of the piston rod of the hollow piston cylinder. The center spindle can be inserted directly into the threaded piece or secured and adjusted using a quick adjustment nut when using a pressure piece with a smooth bore. When using the closed pressure piece, the cylinders can be used as lifting jacks.

BENEFITS

- Pressure pieces enable the versatile application of the hollow piston cylinder from KUKKO as a pressure or pull cylinder.

TECHNICAL ATTRIBUTES

#	GTIN	mm/inch			Max. tension force t/US t. sh.		kg/lb	
YDB-33E	-400308	58 2 5/16	-	1 7/8"-16 UN	30 33.07	YRH-302	0,21 0.463	✓
YDB-55E	-400483	85 3 3/8	-	2 3/4"-16 UN	50 55.12	YRH-603	0,5 1.103	✓
YDG-20E	-399091	50 1 15/16	1"-8 UNC	1 9/16"-16 UN	20 22.05	YRH-202, YRH-206	0,18 0.397	✓
YDG-30E	-399176	60 2 3/8	1 1/4"-7 UNC	1 7/8"-16 UN	30 33.07	YRH-302	0,285 0.628	✓
YDG-50E	-399251	85 3 3/8	1 5/8"-5 1/2 UNS	2 3/4"-16 UN	50 55.12	YRH-603	0,85 1.874	✓
YDM-20E	-414183	50 1 15/16	-	1 9/16"-16 UN	20 22.05	YRH-202, YRH-206	0,28 0.617	✓
YDM-30E	-414268	58 2 5/16	-	1 7/8"-16 UN	30 33.07	YRH-302	0,38 0.838	✓
YDM-50E	-414343	85 3 3/8	-	2 3/4"-16 UN	50 55.12	YRH-603	1,6 3.528	✓
YDB-27E	-400223	50 1 15/16	-	1 9/16"-16 UN	20 22.05	YRH-202, YRH-206	0,17 0.375	✓

WORLD FIRST AT KUKKO

SERIES WFF | WMF | WMM

THREAD ADAPTERS

CONFIGURE YOURSELF



CONFIGURE YOUR INDIVIDUAL THREAD ADAPTERS

APPLICATION:

Thread adapters are used to connect components with different threads. These serve as connectors between two different threads sizes. In addition to their function as adapters, they are also ideally suited for pulling components with threaded holes. When combined with an extractor device, a counter stay, or a sliding hammer, they enable safe and efficient disassembly. Choosing the right adapter can be a challenge due to the multitude of thread types. KUKKO therefore offers customized solutions: Individual, precisely fitting thread adapters are manufactured according to customer specifications.

CONSTRUCTION OF A THREAD ADAPTER USING THE EXAMPLE WMF-M12x1,75-M14x2 (EXTERNAL & INTERNAL THREAD):



EXAMPLES OF FURTHER ADAPTERS:

Adapter with two external threads (male)



WMM-M12x1,75-M14x2

Adapter with two internal threads (female)



WFF-G1/2x14-M30x3,5

EXPLANATION OF ITEM NUMBERS:

W [_] [_] - [_ _ _ _ _ _ _] - [_ _ _ _ _ _ _]

Thread combination MF | MM | FF	Thread 1	Thread 2
	Metric, fine thread, UNC, UNF, British standard pipe	

APPLICATION EXAMPLES



By combining a thread adapter with a sliding hammer (series 22-0+), a component with an internal thread can be pulled out particularly gently using high tensile force.



A thread adapter is combined with a counter stay (series 22) to disassemble a bolt with an external thread.



The thread adapter was used to connect two threaded rods to each other. This creates a stable and durable connection that withstands high tensile and compressive forces.

TRY THE UNIQUE CONFIGURATOR FOR THREAD ADAPTERS FROM KUKKO:

GEWINDEADAPTER.COM

- create a custom adapter in just a few clicks
- 5 different blanks - 5 price categories
- all common thread types and sizes
- over 20,000 different adapter combinations

Scan QR code & start immediately

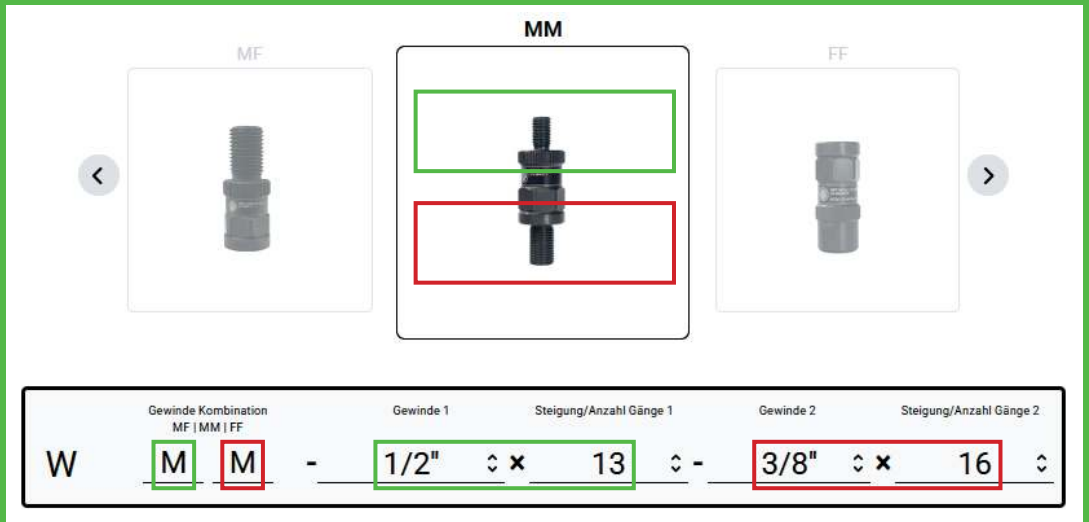

Adapter with two external threads (M)

M 1/2“x13 to
M 3/8“x16

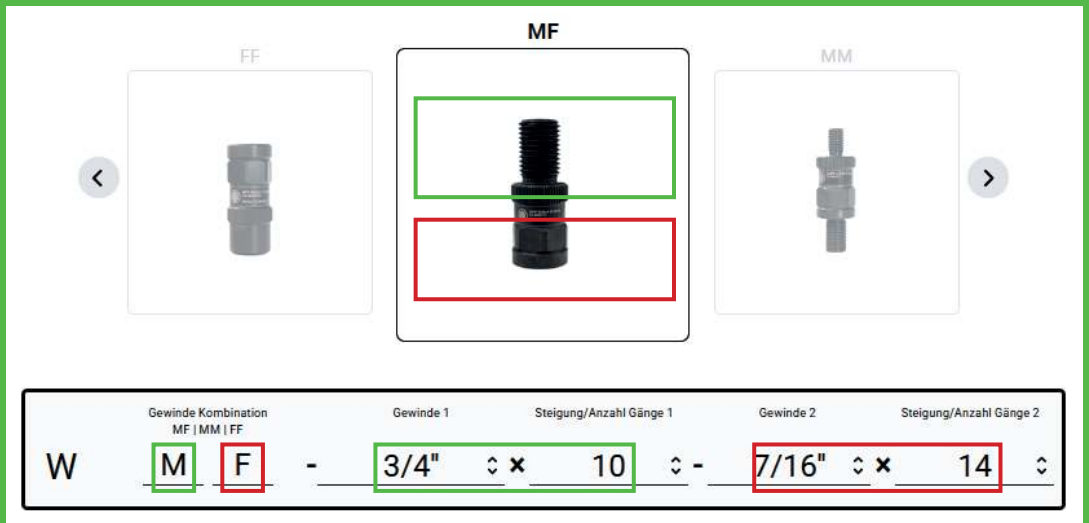

Adapter with one external thread (M) and one internal thread (F)

M 3/4“x10 to
F 7/16“x14

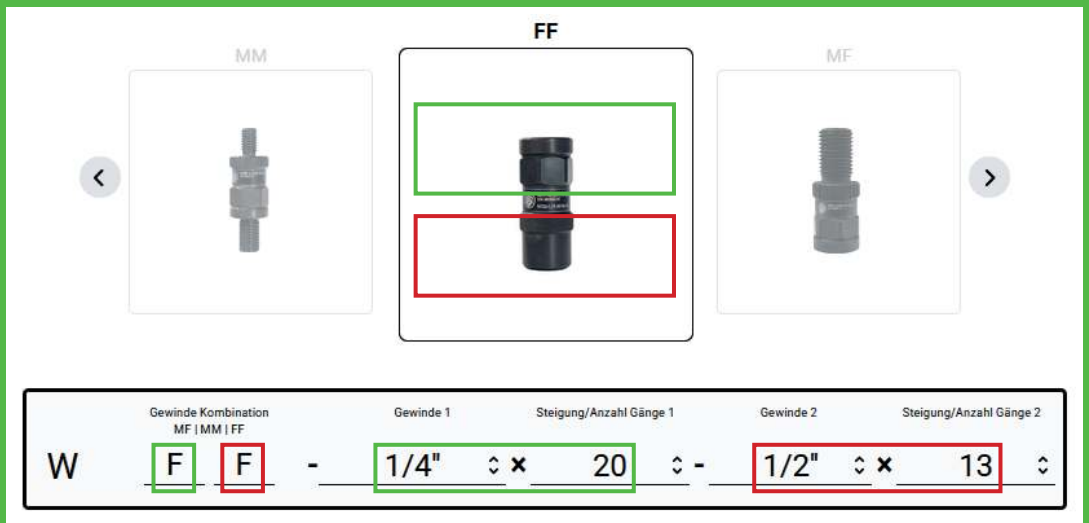

Adapter with two external threads (M)

F 1/4“x20 to
F 1/2“x13

SERIES GA | GE | VM

THREAD ADAPTER



APPLICATION

The thread adapters of the GA series (male/external thread) and GE series (female/internal thread) are suitable for extracting components with centered threaded holes and can be connected to an extractor device, a counter stay or a sliding hammer. Depending on the application, the adapters can be used to enlarge or reduce the thread diameter. The connecting nuts of the VM series allow the combination of two external threads.

Connecting nut
SERIES VM



Thread adapter
SERIES GE



SERIES GA



BENEFITS

- Thread adapter allows both an enlargement and a reduction of the thread diameter
- Connecting nut serves as a coupling between spindle or sliding hammer rod and adapter
- Screwing together the thread adapter and connecting nut offers numerous combination options

COMBINATION OPTIONS

SERIES 18



+

SERIES VM



+

SERIES GA or GE



Extractor device
+ connecting nut
+ thread adapter

SERIES 22



+

SERIES GA





Internal thread of the spindle

Counter stay
+ thread adapter

SERIES 22-0



+

SERIES GA





Internal thread of the thread adapter

Sliding hammer
+ connecting nut
+ thread adapter

THREAD ADJUSTMENT

The items GA-3 to GA12-10 are equipped with a movable thread pin for screwing out. The adapters can therefore be used as both external and internal thread. The length of the thread pins can be freely adjusted using an internal hexagon.

Due to the modular design of the adapters with a movable pin, they can be inexpensively replaced with a standard part in the event of breakage.



male



female



APPLICATION EXAMPLES



Extracting a ball bearing using a sliding hammer, connecting nut and thread adapter



Extracting a ball bearing using a counter stay and thread adapter



Extracting a dowel pin using a sliding hammer and thread adapter

TIP:

If a component cannot be gripped with a puller, the thread adapters can help. Simply drill a hole in the component and cut a thread. Then screw in the adapter and extract with a sliding hammer or a counter stay.

SETS

The thread adapters are part of various individually compiled sets. Depending on the application area and environmental conditions, the sets contain, in addition to the adapters, internal extractors, a sliding hammer and/or a counter stay. The thread adapters are available in different sizes.

The 10-piece sliding hammer set KS-22 includes a sliding hammer, six thread adapters and three connecting nuts in different sizes. The compact, portable set is suitable for extracting sockets and components with threads such as dowel pins, keys, bolts, etc., and is therefore multifunctional for craft, workshop and industry.



Art.-No.	mm	kg			AG / IG			
 KS-22-01	290	1,0	M12	M12 - M7; M12 - M10 M12 - 15-16G	IG: M12 AG: M3, M4, M5, M6, M8, M10	–	22-0-10; GA12-3; GA12-4; GA12-5; GA12-6; GA12-8; GA12-10; VM12-7; VM12-10	21-0 – 21-8; 21-0-E – 21-7-E
 KS-22-02	290	1,0	M12	M12 - M7; M12 - M10 M12 - 15-16G	IG: M12 AG: M6, M8x1, M10, M10x1, M12x1, M15x1,5	–	22-0-10; GA12-6; GA12-81; GA12-10; GA12-101; GA12-121; GA12-1515; VM12-7; VM12-10	21-0 – 21-8; 21-0-E – 21-7-E
 KS-22-01-UNC	290	1,0	M12	M12 - M7; M12 - M10 M12 - 15-16G	IG: M12; AG: 1/4" - 20 UNC | 5/16" - 18 UNC | 3/8" - 16 UNC | 7/16" - 14 UNC | 1/2" - 13 UNC	–	22-0-10; GA12-1/2; GA12-1/4; GA12-3/8; GA12-5/16; GA12-7/16; VM12-7; VM12-10; VM12-1516	21-0 – 21-8; 21-0-E – 21-7-E
 223-K	290	1,0	M12	M12 - M7; M12 - M10 M12 - 15-16G	–	AD: M10 GS: M3; M4; M5; M6; M8; M10; M12; M14; M16; M18	22-0-10; GE3-10; GE4-10; GE5-10; GE6-10; GE8-10; GE10-10; GE12-10; GE14-10; GE16-10; GE18-10; VM12-10; VM12-7	21-0 – 21-8; 21-0-E – 21-7-E
 223-G	320	1,7	M16 x 1,5	M16x1,5 - G1/2"	AG: G1/2" - IG: 15-16G; AG: 15-16G - IG: M10 AG: G1/2" - IG: M18x1,5	AD: M18x1,5 GS: M8; M10; M12; M14; M16; M18; M20; M22; M24	22-0-17; GA12-1815; GA10-1516; GE8-1815; GE10-1815; GE12-1815; GE14-1815; GE16-1815; GE18-1815; GE20-1815; GE22-1815; GE24-1815	21-3*2 – 21-5*2; 21-6*1 – 21-8*1; 21-9** 21-0-E*2 – 21-4-E*2; 21-5-E*1 – 21-7-E*1
 K-22-A	290	0,5	M12	M12 - M10	AG: M10 - IG: M7	–	22-0-05; 22-1; 21-00; 21-02; 21-2; 21-4; G-22	21-0*1; 21-01*1; 21-1*1; 21-3; 21-5 21-0-E** – 21-4-E**
 K-22-B	290	1,0	M12	M12 - 15-16G	AG: 15-16G - IG: M10	–	22-0-10; 22-2; 21-5; 21-6; 21-7; 21-8; G-22	21-3*1 – 21-4*1; 21-0-E*1 – 21-4-E*1; 21-5-E** – 21-7-E**
 K-22-A-E	290	0,5	M12	M12 - M10	AG: M10 - IG: M7	–	22-1; 22-0-05; 21-0-E; 21-00-E; 21-01-E; 21-1-E	21-0*1 – 21-2*1; 21-3-E** – 21-4-E** 21-3** – 21-5**
 K-22-B-E	290	0,5	M12	M12 - M10	AG: M10 - IG: M7	–	22-1; 22-0-05; 21-1-E; 21-2-E; 21-3-E; 21-4-E	21-0*1 – 21-2*1; 21-0-E** – 21-01-E** 21-3** – 21-5**
 K-22-C-E	290	0,5	M12	M12 - M10	AG: M10 - IG: M7	–	22-1; 22-0-05; 21-0-E; 21-00-E; 21-01-E; 21-1-E; 21-2-E; 21-3-E; 21-4-E	21-0*1 – 21-2*1; 21-3** – 21-5**
 K-26-A	290	0,5	M12	M12 - M10	AG: M10 - IG: M7	–	22-0-05; 21-00; 21-02; 21-2; 21-4; G-22; GA7-10 in 22-0-05	21-0*1; 21-01*1; 21-1*1; 21-3; 21-5 21-0-E** – 21-4-E**
 K-26-B	290	1,0	M12	M12 - 15-16G	AG: 15-16G - IG: M10	–	22-0-10; 21-5; 21-6; 21-7; 21-8; G-22; GA10-1516 in 22-0-10 enthalten	21-3*1 – 21-4*1; 21-0-E*1 – 21-4-E*1; 21-5-E** – 21-7-E**
 28-A	290	1,0	M12	M12 - M7; M12 - M10 M12 - 15-16G	–	AD: M10 GS: M3; M4; M5; M6; M8; M10; M12; M14; M16; M18	22-0-10 ; 21-00; 21-01; 21-02; 21-1; 21-2; VM12-7; VM12-10; VM12-1516; GE3-10; GE4-10; GE5-10; GE6-10; GE8-10; GE10-10; GE12-10; GE14-10; GE16-10; GE18-10	21-0; 21-3 – 21-8; 21-0-E – 21-7-E
 28-B	320	1,7	M16 x 1,5	M16x1,5 - G1/2"	AG: 1/2" - IG: 15-16G; AG: M10 - IG: M7 AG: 1/2" - IG: M18x1,5; AG: 15-16G - IG: M10	AD: M18x1,5 GS: M8; M10; M12; M14; M16; M18; M20; M22; M24	22-0-17; 21-1; 21-2; 21-3; 21-4; 21-5; GA10-1516; GA12-1815; GA7-10; GE8-1815; GE10-1815; GE12-1815; GE14-1815; GE16-1815; GE18-1815; GE20-1815; GE22-1815; GE24-1815	21-6*1 – 21-8*1; 21-9** 21-0-E*2 – 21-4-E*2; 21-5-E*1 – 21-7-E*1
 28-C	290	1,0	M12	M12 - M7; M12 - M10 M12 - 15-16G	–	AD: M10 GS: M3; M4; M5; M6; M8; M10; M12; M14; M16; M18	25-A; 22-0-10; GE3-10; GE4-10; GE5-10; GE6-10; GE8-10; GE10-10; GE12-10; GE14-10; GE16-10; GE18-10; VM12-10; VM12-7; VM12-15-16G in 22-0-10 enthalten	21-7 – 21-8; 21-0-E – 21-7-E
 28-D	290	1,0	M12	M12 - M7; M12 - M10 M12 - 15-16G	–	AD: M10 GS: M3; M4; M5; M6; M8; M10; M12; M14; M16; M18	25-B; 22-0-10; GE3-10; GE4-10; GE5-10; GE6-10; GE8-10; GE10-10; GE12-10; GE14-10; GE16-10; GE18-10; VM12-10; VM12-7; VM12-15-16G in 22-0-10 enthalten	21-0-E – 21-7-E
 27-A	290	1,0	M12	M12 - 1516-G M12 - M10	–	–	22-0-10; 21-01-E; 21-1-E; 21-2-E; 21-3-E; 21-4-E; 21-5-E; 43-001; 204-0; 69-1; 69-A2; 69-A3; GA12-3; GA12-4; GA12-5; GA12-6; GA12-8; GA12-10; VM12-10; VM12-1516 in 22-0-10 enthalten	21-3 – 21-5; 21-6 – 21-8; 21-0-E – 21-00-E; 21-6-E – 21-7-E

SERIES GA
THREAD ADAPTER, SPINDLE INSERTS, CONNECTING NUT

Thread adapters are spare parts that allow flexible connections between different threads, thereby providing more flexible application possibilities.









TECHNICAL ATTRIBUTES

#	GTIN	kg/lb		
GA7-10	-221002	0,2 0.441	224-676, 28-B, 26-B	✓
GA10-1516	-225161	0,25 0.551	22-0-10, K-26-B, 22-0-17, 26-B	✓
GA12-1/2	-181771	0,55 1.213	K-22-01-UNC, KS-22-01-UNC	✓
GA12-1/4	-181788	0,3 0.662	K-22-01-UNC, KS-22-01-UNC	✓
GA12-3/8	-181795	0,3 0.662	K-22-01-UNC, KS-22-01-UNC	✓
GA12-3	-223112	0,45 0.992	KS-22-01, 27-A	✓
GA12-4	-223129	0,45 0.992	KS-22-01, 27-A	✓
GA12-5/16	-181801	0,3 0.662	K-22-01-UNC, KS-22-01-UNC	✓
GA12-5	-223136	0,5 1.103	KS-22-01, 27-A	✓
GA12-6	-223143	0,5 1.103	KS-22-01, KS-22-02, 27-A	✓

PRODUKTDETAILS

#	GTIN	kg/lb		
GA12-7/16	-181818	0,3 0.662	K-22-01-UNC, KS-22-01-UNC	✓
GA12-8	-223150	0,5 1.103	KS-22-01, 27-A	✓
GA12-10	-223167	0,55 1.213	KS-22-01, KS-22-02, 27-A	✓
GA12-34	-774430	0,42 0.926	229-1, 21-90	✓
GA12-81	-231056	0,5 1.103	KS-22-02	✓
GA12-101	-221125	0,55 1.213	KS-22-02	✓
GA12-121	-221132	0,6 1.323	KS-22-02	✓
GA12-1515	-221149	0,65 1.433	KS-22-02	✓
GA12-1815	-507588	0,155 0.342	28-B, 223-G	✓
GA1415-12	-220678	0,22 0.485	K-486-1-22	✓
GA1516-12	-300219	0,35 0.772	22-0-17, 26-B	✓
GA1615-21	-009778	0,27 0.595	-	✓

SERIES GE
SPINDLE INSERT

With the threaded inserts, internal threads for screw connections are created. The inserts in various sizes expand the application in craft, industry, and workshop.



TECHNICAL ATTRIBUTES

#	GTIN	kg/lb		
GE3-10	-183386	0,2 0.441	223-K, 18-003A, 28-A, 28-C, 223, 28-D	✓
GE4-10	-184383	0,2 0.441	223-K, 18-0-AS, 18-003A, 18-004A, 28-A, 22-1-AS, 28-C, 223, 28-D	✓
GE5-5	-018541	0,2 0.441	K-222-1/7, 222-S	✓
GE5-10	-185380	0,2 0.441	223-K, 18-0-AS, 18-005A, 28-A, 22-1-AS, 28-C, 223, 28-D	✓
GE6-10	-186387	0,25 0.551	223-K, 18-0-AS, 18-006A, 28-A, 22-1-AS, 28-C, 223, 28-D	✓
GE8-10	-188428	0,2 0.441	223-K, 18-0-AS, 18-008A, 28-A, 22-1-AS, 28-C, 223	✓
GE8-1415	-188435	0,4 0.882	18-2-AS, 18-208A	✓
GE8-1815	-188442	0,95 2.095	28-B, 223-G	✓
GE10-10	-180460	0,35 0.772	223-K, 22-1-AS, 18-0-AS, 18-010A, 28-A, 28-C, 223, 28-D	✓
GE10-1415	-101458	0,5 1.103	18-2-AS, 18-210A	✓
GE10-1815	-181443	0,15 0.331	28-B, 223-G	✓

PRODUKTDETAILS

#	GTIN	kg/lb		
GE12-10	-182488	0,4 0.882	223-K, 18-0-AS, 18-012A, 28-A, 22-1-AS, 28-C, 223, 28-D	✓
GE12-1415	-121456	0,6 1.323	18-2-AS, 18-212A	✓
GE12-1815	-182440	0,12 0.265	28-B, 223-G	✓
GE14-10	-184468	0,6 1.323	223-K, 28-A, 28-C, 223, 28-D	✓
GE14-1415	-184482	0,7 1.544	18-2-AS, 18-214A	✓
GE14-1815	-184444	0,11 0.243	18-3-AS, 18-314A, 28-B, 223-G	✓
GE16-10	-184857	0,25 0.551	223-K, 18-016A, 28-A, 28-C, 223, 28-D	✓
GE16-1415	-186509	0,8 1.764	18-2-AS, 18-216A	✓
GE16-1815	-186462	0,14 0.309	18-3-AS, 18-316A, 28-B, 223-G	✓
GE18-10	-188480	0,7 1.544	223-K, 28-A, 28-C, 223, 28-D	✓
GE18-1415	-180521	0,1 0.221	18-2-AS, 18-218A	✓
GE18-1815	-180637	0,14 0.309	18-3-AS, 18-318A, 28-B, 223-G	✓
GE20-1815	-182068	0,16 0.353	18-3-AS, 18-320A, 28-B, 223-G	✓
GE22-1815	-182655	0,19 0.419	18-3-AS, 18-322A, 28-B, 223-G	✓
GE24-1815	-182419	0,21 0.463	18-3-AS, 18-324A, 28-B, 223-G	✓
GE81-1615	-181559	0,65 1.433	225	✓
GE101-1615	-181597	0,7 1.544	225	✓
GE142-1615	-182631	0,85 1.874	225	✓
GE162-1615	-180675	0,85 1.874	225	✓
GE1415-1615	-185632	0,1 0.221	225	✓
GE1615-1615	-185670	0,1 0.221	225	✓
GE2015-1615	-181573	0,15 0.331	225	✓
GE2215-1815	-181214	0,28 0.617	WT-031	✓

SERIES 18-A
THREAD ADAPTER (PAIR)



The thread adapters of series 18-A are used together with the pullers of series 18 for removing and pulling components with threads, such as dowel pins, keyways, or bolts, in crafts, industry, and workshops. The separation-puller process is capable of first gently separating those parts before they can be pulled out from the outside.

BENEFITS

- The thread adapters allow for the careful and secure removal of parts with threaded holes.

TECHNICAL ATTRIBUTES

#	GTIN	mm/inch	mm		mm/inch	mm/inch	kg/lb	
18-003A	-788406	52 2 1/16	M10	M3	12 1/2	14 9/16	0,85 1.874	✓
18-004A	-337383	52 2 1/16	M10	M4	12 1/2	14 9/16	0,85 1.874	✓
18-005A	-337468	55 2 3/16	M10	M5	15 9/16	14 9/16	0,4 0.882	✓
18-006A	-337536	58 2 5/16	M10	M6	18 11/16	14 9/16	0,9 1.985	✓
18-008A	-337611	60 2 3/8	M10	M8	20 13/16	14 9/16	0,95 2.095	✓
18-010A	-337796	65 2 9/16	M10	M10	25 1	14 9/16	0,15 0.331	✓
18-012A	-337871	68 2 11/16	M10	M12	28 1 1/8	14 9/16	0,125 0.276	✓
18-016A	-788574	69 2 11/16	M10	M16	25 1	14 9/16	0,175 0.386	✓
18-208A	-337956	70 2 3/4	M14x1,5	M8	20 13/16	22 7/8	0,255 0.562	✓
18-210A	-338113	75 2 15/16	M14x1,5	M10	25 1	22 7/8	0,27 0.595	✓
18-212A	-338298	78 3 1/16	M14x1,5	M12	28 1 1/8	22 7/8	0,285 0.628	✓
18-214A	-338373	79 3 1/8	M14x1,5	M14	29 1 1/8	22 7/8	0,3 0.662	✓
18-216A	-338458	82 3 1/4	M14x1,5	M16	32 1 1/4	22 7/8	0,33 0.728	✓

PRODUKTDETAILS

#	GTIN	mm/inch	mm		mm/inch	mm/inch	kg/lb	
18-218A	-338526	84 3 5/16	M14x1,5	M18	34 1 5/16	22 7/8	0,38 0.838	✓
18-314A	-338601	94 3 11/16	M18x1,5	M14	29 1 1/8	27 1 1/16	0,545 1.202	✓
18-316A	-338786	97 3 13/16	M18x1,5	M16	32 1 1/4	27 1 1/16	0,575 1.268	✓
18-318A	-338861	99 3 7/8	M18x1,5	M18x1,5	34 1 5/16	27 1 1/16	0,6 1.323	✓
18-320A	-338946	100 3 15/16	M18x1,5	M20	35 1 3/8	27 1 1/16	0,635 1.400	✓
18-322A	-339028	102 4 1/64	M18x1,5	M22	37 1 7/16	27 1 1/16	0,68 1.499	✓
18-324A	-339103	102 4 1/64	M18x1,5	M24	37 1 7/16	27 1 1/16	0,71 1.566	✓

SERIES 18-AS
THREAD ADAPTER SETS



The thread adapter set of model series 18-AS is used together with the pullers of model series 18 for removing and pulling components with threads, such as dowel pins, keyways or bolts, in crafts, industry and workshops. The separation-pulling process is capable of gently separating those parts first before they can be externally pulled off.

BENEFITS

- The thread adapters enable the careful and safe removal of parts with threaded holes.
- Universal assembly for optimal practical application
- Depending on the sentence, the thread adapters are available in different standard sizes, allowing for an appropriate approach to the task.

TECHNICAL ATTRIBUTES

#	GTIN	mm		kg/lb	Consists of	
18-0-AS	-337048	M10	M4-M5-M6-M8-M10-M12	0,375 0.827	18-003A, 18-004A, 18-005A, 18-006A, 18-008A, 18-010A, 18-012A, 18-016A	✓
18-2-AS	-337123	M14x1,5	M8-M10-M12-M14-M16-M18	0,98 2.161	18-208A, 18-210A, 18-212A, 18-214A, 18-216A, 18-218A	✓
18-3-AS	-337208	M18x1,5	M14-M16-M18-M20-M22-M24	2,32 5.116	18-314A, 18-316A, 18-318A, 18-320A, 18-322A, 18-324A	✓

SERIES VM
CONNECTING NUT FOR THREAD INSERTS

The connecting nuts can be used as spacers or as a connecting piece for threaded rods. They are available in both connecting and reducing versions.







TECHNICAL ATTRIBUTES

#	GTIN	kg/lb		
VM10-10	-529498	0,25 0.551	18-0-AS, 18-003A, 18-004A, 18-005A, 18-006A, 18-008A, 18-010A, 18-012A, 18-016A	✓
VM10-12	-529504	0,235 0.518	-	✓
VM12-7	-529559	0,7 1.544	223-K, K-22-A-M, KS-22-01, KS-22-01-UNC, KS-22-02, 28-A, 28-D	✓
VM12-10	-529528	0,6 1.323	223-K, K-22-A-M, KS-22-01, KS-22-01-UNC, KS-22-02, 28-A, 28-C, 223	✓
VM12-1516	-529542	0,1 0.221	223-K, KS-22-01, KS-22-01-UNC, KS-22-02, K-26-B, 22-0-10, 28-A	✓

PRODUKTDETAILS

#	GTIN	kg/lb		
VM14-12	-529566	0,25 0.551	-	✓
VM112-12	-529511	0,25 0.551	21-89	✓
VM1415-1415	-529573	0,85 1.874	18-2-AS, 18-208A, 18-210A, 18-212A, 18-214A, 18-216A, 18-218A	✓
VM1615-12	-161513	0,3 0.662	26-B	✓
VM1815-58	-529641	0,6 1.323	226-4/11, K-226-4/12	✓
VM1815-1815	-529634	0,155 0.342	18-3-AS, 18-314A, 18-316A, 18-318A, 18-320A, 18-322A, 18-324A	✓
VM2015-58	-529665	0,575 1.268	226-4/11, K-226-4/12	✓
VM2215-58	-529672	0,555 1.224	WT-031, 226-4/11, K-226-4/12	✓

SERIES 22-1-AS
SPINDLE INSERT SET

The thread insert set for sliding hammer or counter stays of series 22 is used to pull out parts with central threaded holes in crafts, industry, and workshops. The set includes six different threads for various situations and sizes.



BENEFITS

- The standardized size of the spindle inserts allows for flexible use with various sliding hammers and counter stays.

TECHNICAL ATTRIBUTES

#	GTIN	mm/inch	mm		kg/lb	Consists of	
22-1-AS	-339288	33 - 49 1 5/16-1 15/16	M10	M4, M5, M6, M8, M10, M12	0,18 0.397	18-004A, 18-005A, 18-006A, 18-008A, 18-010A, 18-012A	✓

SERIES K-22-UNC
SLIDING HAMMER REPLACEMENT IN CASE



The 12-piece sliding hammer replacement in the case of the K-22-UNC series is used for removing parts with threaded holes (dowel pins, keyways, etc.) with American thread sizes. The threads included in the set can be screwed in using the corresponding Allen key that is also included, allowing for effective work with American thread sizes. The accompanying sliding hammer is used together with internal extractors.

BENEFITS

- Practical combination with common US thread sizes for universal use
- The sliding hammer replacement has been specifically developed for American thread standards.
- The sliding hammer can be used not only in conjunction with UNC threads but also generally for the internal extraction of internal bearings.
- Included in the set are accessories that complement the practical application sensibly.

TECHNICAL ATTRIBUTES

#	GTIN	mm/inch	mm/inch	kg		kg/lb	Consists of	
K-22-01-UNC	-039614	300 11 13/16	250 9 13/16	1	1/4"- 20 UNC, 5/16"-18 UNC, 3/8"-16 UNC, 7/16"-14 UNC, 1/2"-13 UNC	2,98 6.571	22-0-10, G-22, 238-318, 238-397, 238-476, 238-556, 238-635, GA12-1/4, GA12-5/16, GA12-3/8, GA12-7/16, GA12-1/2	✓

SERIES KS-22
SLIDING HAMMERS IN THE CASE



The 9- or 10-piece sliding hammer sets in the KS-22 series case are used for pulling sleeves and components with threads (dowel pins, key stock, bolts, etc.). The use of a sliding hammer is especially recommended when there is no support surface available or when it is too sensitive.

BENEFITS

- Application-oriented assembly for universal use
- By storing it in the case, the completeness of the set can be easily surveyed.
- With the help of the dimensions laser-engraved on the thread adapters, the thread can be uniquely identified.
- The included thread adapters can be used for various thread types and sizes.







TECHNICAL ATTRIBUTES

#								Consists of	
	GTIN	mm/inch	mm/inch	kg		mm	kg/lb		
KS-22-01	-924569	300 11 13/16	250 9 13/16	1	M3, M4, M5, M6, M8, M10	M7, M10, 15-16G	2,12 4.675	22-0-10, GA12-3, GA12-4, GA12-5, GA12-6, GA12-8, GA12-10, VM12-1516, VM12-10, VM12-7	✓

PRODUKTDETAILS

#	GTIN	mm/inch	mm/inch	kg		mm	kg/lb	Consists of	
KS-22-02	-951121	300 11 13/16	250 9 13/16	1	M6, M8x1, M10, M10x1, M12x1, M15x1,5	M7, M10, 15-16G	2 4.410	22-0-10, GA12-6, GA12-10, GA12-81, GA12-101, GA12-121, GA12-1515, VM12-1516, VM12-10, VM12-7	✓
KS-22-01-UNC	-079900	300 11 13/16	250 9 13/16	1	1/4"-20 UNC, 5/16"-18 UNC, 3/8"-16 UNC, 7/16"-14 UNC, 1/2"-13 UNC	M7, M10, 15-16G	2,17 4.785	22-0-10, VM12-1516, VM12-10, VM12-7, GA12-1/2, GA12-1/4, GA12-3/8, GA12-5/16, GA12-7/16	✓

SERIES 223-K
PULL-OUT TRAYS AND SETS FOR INTERNAL EXTRACTION



The 14-piece key and dowel pin puller sets are used to extract sockets as well as components with threads (dowel pins, keys, bolts, etc.) in crafts, industry, and workshops. In addition to a sliding hammer device, various spindle inserts are included to extract parts in different sizes.

BENEFITS

- Application-oriented assembly for universal use
- By storing it in the box, the completeness of the set can be easily overviewed.
- With the help of the dimensions laser-engraved on the thread adapters, the thread can be uniquely identified.

TECHNICAL ATTRIBUTES

#	GTIN	mm/inch	mm/inch	kg		mm	mm	Max. tension force t/US t. sh.	kg/lb	Consists of	
223-K	-784859	300 11 13/16	250 9 13/16	1	M3, M4, M5, M6, M8, M10, M12, M14, M16, M18	-	M7, M10, 15-16G	{8328}	2,94 6.483	22-0-10, GE4-10, GE5-10, GE6-10, GE8-10, GE10-10, GE12-10, VM12-1516, VM12-10, GE3-10, GE14-10, GE16-10, GE18-10, VM12-7	✓
223-G	-984181	370 14 9/16	250 9 13/16	1.7	M8, M10, M12, M14, M16, M18, M20, M22, M24	15-16G, M10, M18x1,5	G1/2	{8328}	5,85 12.899	22-0-17, GE14-1815, GE16-1815, GE18-1815, GE20-1815, GE22-1815, GE24-1815, GA12-1815, GE8-1815, GE10-1815, GE12-1815	✓


Art.No. 15-2
Art.No. 16-2



SEPERATOR

Separation is recommended for components that are seated flush. During separation pulling, the sharp, wedge-shaped cutting edges of the pulling device are pressed behind the part to be removed. The cutting edges slide between the bearing and seat. With the aid of a puller that is screwed into the pulling device, the component can be removed gently and without damage thanks to the large contact surface of the pulling device.

KUKKO // *Pull forward*

SERIES 15 | 17 | 18 | Y-15 | Y-180

SEPERATORS & PULLERS

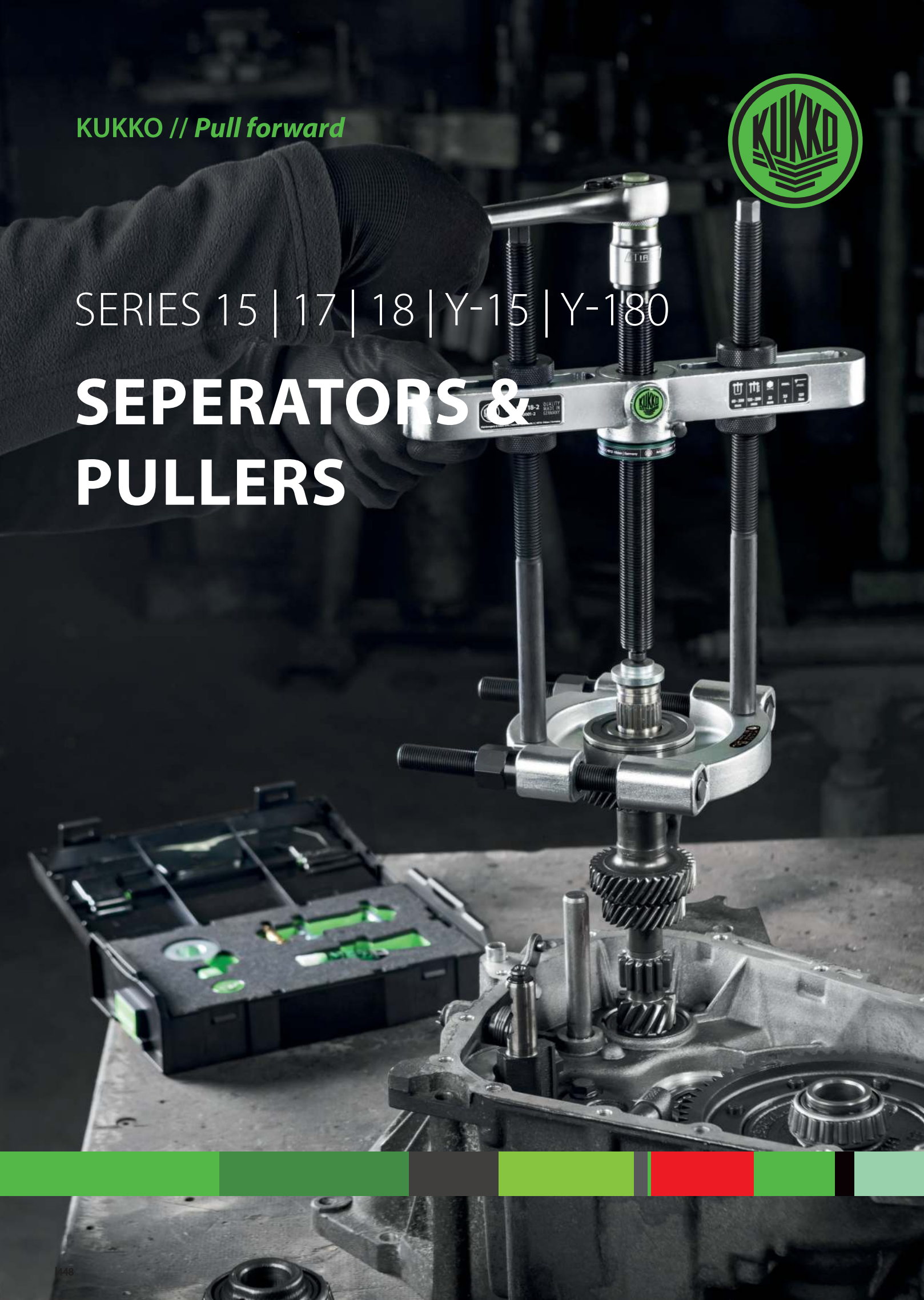

APPLICATION

The seperators of series 15 and 17 are used together with the pullers of series 18 for pulling components with flush surfaces where there is not enough space for jaws. In the first step, the part to be removed is gently separated. Afterwards, it can be pulled off externally without damage.

Benefits

- Sharp edges of the seperator grip under components with flush surfaces
- To enlarge the support surface for even gentler pulling, simply screw the seperator jaws into the puller in reverse
- The combination of seperator and puller ensures maximum stability during pulling
- Multi-crossbar with scale as an adjustment aid for the side bolts

FEATURES OF THE SERIES

SERIES 15

Seperator



15-0

The seperators of series 15 are used together with the pullers of series 18 for removing ball bearings, roller bearings, inner rings, and other parts with flush surfaces.

SERIES 17

Seperator with quick-clamping pressure spindle



17-0

Compared to series 15, series 17 is especially handy because the seperator jaws can be quickly and centrally clamped using a pressure spindle.

SERIES 18

Puller



18-0

The pullers of series 18 are used together with the seperators of series 15 and 17 for pulling flush-mounted or thin-walled parts.

SERIES Y-15

Seperator for hydraulic pullers



Y-15

Depending on the application, there are several versions of series Y-15. The seperators require the hydraulic TENSILE/COMPRESSIVE puller of series Y-180.

SERIES Y-180

Hydraulic TENSILE/COMPRESSIVE puller with hydraulic hollow piston cylinder



Y-180

Series Y-180 is used together with the seperator Y-15 or the internal extractor Y-21-E and can therefore be used in two different ways.

DESIGN OF A SEPERATOR OF SERIES 17



Hexagonal profile for manual spindle operation

Spindle run-out for thread protection

Crossbar

Side bolt

Lock nut

Anti-slip safety (spindle neck)

Mechanical spindle

Separating knife

Mounting thread for puller

DESIGN OF A PULLER OF SERIES 18



Hexagonal profile for manual spindle operation

Spindle run-out for thread protection

Knurled nut

Side screw

Anti-slip safety (spindle neck)

Crossbar

Mechanical spindle

Rotating spindle tip (ball and tip)

SETS

The pullers and seperators are also available in practical Set cases. Tailored to application and industry, the sets impress with their universal use in separating and pulling.



15-A



17-A



17-B



K-68-B

OPTIONAL EXTENSION: REACH EXTENSION

The extensions for pullers are used together with the pullers of series 18 to increase the reach of the puller. The extensions are available in various lengths in pairs.



APPLICATION EXAMPLES



Pulling a bearing from a transmission shaft



Pulling a transmission gear

TIP:

For an enlarged support surface, the seperator jaws of the seperators (series 15 and 17) can be screwed into the puller in reverse. This increases the support area and allows for gentler pulling. This approach is recommended, for example, with rusted or brittle parts.

INFOBOX

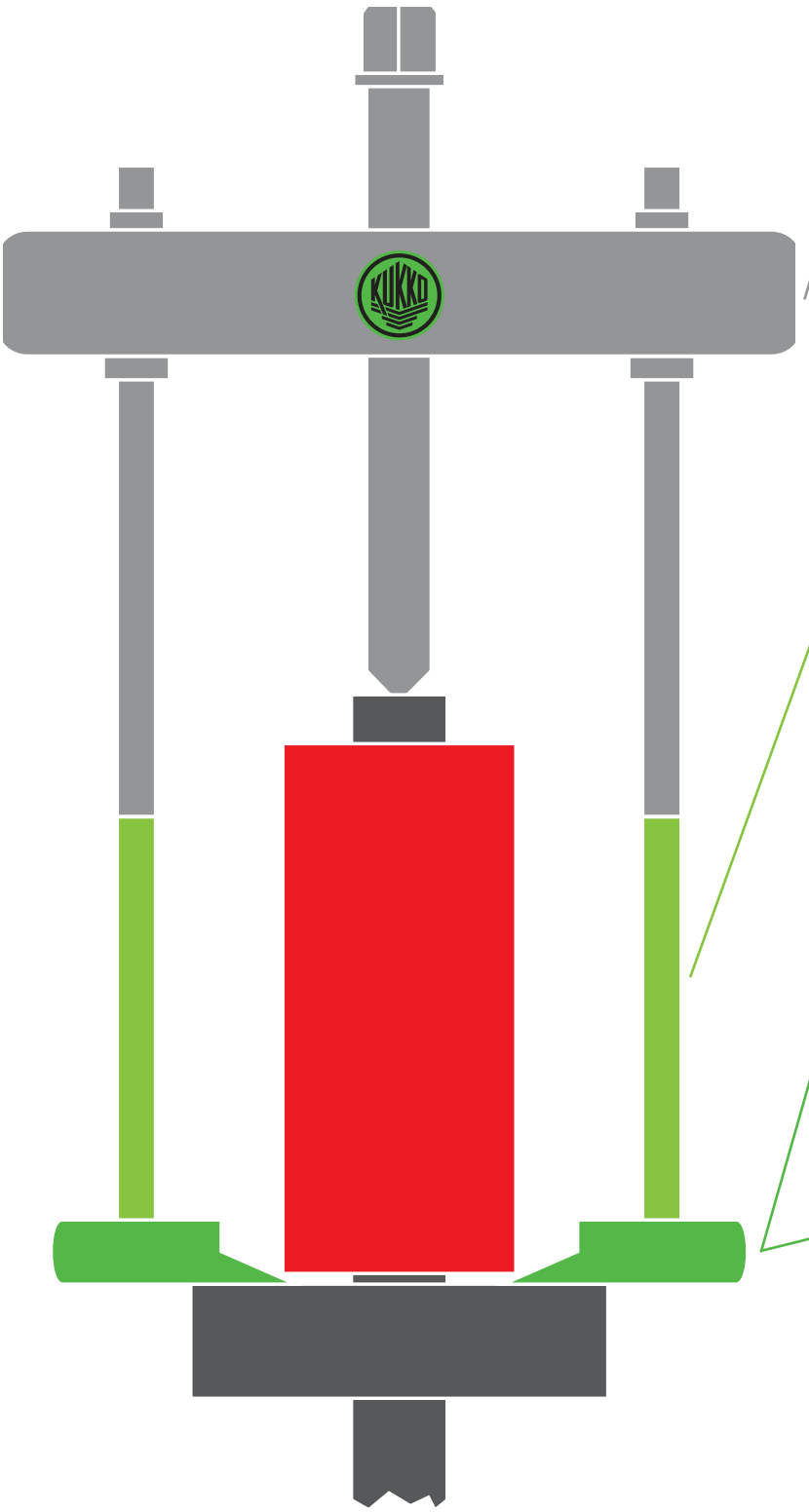

Puller | SERIES 18

Art. No.	mm	mm
18-0	50-110	150
18-1	60-150	200
18-2	60-200	250
18-3	80-300	300
18-4	120-380	350
18-5	150-440	400
18-6		
18-7		



Extensions | SERIES 19

Art. No.	L mm	für for
19-1	100	18-0; 18-1
19-2	100	18-2
19-3	100	18-3
19-4	200	18-4
19-5	200	18-5
19-6		
19-7		



Separating knife | SERIES 15

Art. No.	mm	mm
15-0	5- 60	60
15-1	12- 75	75
15-2	22-115	115
15-3	25-155	155
15-4	30-200	200
15-5	30-250	250
15-6	75-330	
15-7	30-250	



Separating knife | SERIES 17

Art. No.	mm	mm
17-0	5- 60	60
17-1	12- 75	75
17-2	22-115	115
17-3	25-155	155



Sets

Set (Art.No.)	Content (Art.No.)		
15-K	15-0	18-0	19-1
15-A	15-1	18-1	19-1
15-B	15-2	18-2	19-2
15-C	15-3	18-3	19-3
15-D	15-4	18-4	19-4
15-E	15-5	18-5	19-5



Sets

Set (Art.No.)	Content (Art.No.)		
17-K	17-0	18-0	19-1
17-A	17-1	18-1	19-1
17-B	17-2	18-2	18-3
17-C	17-3	18-3	19-3



SERIES 15
PULLING DEVICE



The pulling devices of series 15 are used together with the pullers of series 18 for pulling ball bearings, roller bearings, inner rings, and other flat-seated parts in trades, industry, and workshops when there is not enough space for jaws. The separation-pulling process is able to first separate those parts gently before they can be pulled from the outside.

BENEFITS

- The sharp edges allow for extraction where other extraction methods are not applicable.
- By screwing together the separation and pulling device, the highest stability during pulling is ensured.
- If the separating jaws are screwed into the pulling device the other way around, the support area is enlarged and removed more gently.





TECHNICAL ATTRIBUTES

#	GTIN	mm/ inch	mm/ inch	mm/ inch	mm/ inch	mm	mm/ inch	mm/ inch	mm/ inch	mm/ inch	mm/ inch	kg/lb		Included in the set	✓
15-00	-101854	6 - 40 1/4 - 1 13/16	72,5 2 7/8	15,5 5/8	105 4 1/8	M6	24,5 15/16	0,2 1/64	3,3 1/8	12,5 1/2	10 3/8	0,23 0.507	18-00, 68-0	29-A-69	✓
15-0	-006951	8 - 60 5/16 - 2 3/8	100 3 15/16	19,5 3/4	130,5 5 1/8	M10	39,5 1 9/16	0,3 1/64	5,5 3/16	21 13/16	17 11/16	0,695 1.532	18-0	15-K	✓
15-1	-007033	12 - 75 5/16 - 2 15/16	116 4 9/16	24 15/16	142 5 9/16	M10	43 1 11/16	0,5 1/64	6,4 1/4	25 1	19 3/4	1,15 2.536	18-1	15-A, 224-678	✓
15-2	-007118	22 - 115 7/8 - 4 1/2	167 6 9/16	29,5 1 3/16	210 8 1/4	M14x1,5	67 2 5/8	0,5 1/64	9,1 3/8	41 1 5/8	24 15/16	2,9 6.395	18-2, 18-2-B	15-B, 224-678, K-20-15	✓
15-3	-007293	30 - 150 1 3/16 - 5 7/8	210 8 1/4	36 1 7/16	255 10 1/32	M18x1,5	78 3 1/16	0,5 1/64	11,2 7/16	50 1 15/16	32 1 1/4	5,3 11.687	18-3, 18-3-B	15-C	✓

PRODUKTDETAILS

#	GTIN	mm/ inch	mm/ inch	mm/ inch	mm/ inch	mm	mm/ inch	mm/ inch	mm/ inch	mm/ inch	mm/ inch	kg/lb		Included in the set	
15-4	-007378	30 - 200 1 3/16 - 7 7/8	280 11 1/32	42 1 5/8	390 15 3/8	G5/8	103 4 1/16	2 1/16	15,6 5/8	65 2 9/16	41 1 5/8	11,8 26.019	18-4, 18-4-B	15-D	✓
15-5	-007453	30 - 250 1 3/16 - 9 13/16	338 13 5/16	52 2 1/16	440 17 5/16	G3/4-14	116 4 9/16	2 1/16	14 9/16	70 2 3/4	46 1 13/16	18,5 40.793	18-5, 18-5-B	15-E	✓

SERIES K-15
PULLING DEVICE SETS



The 4- and 7-piece pulling device sets of the K-15 series are used for Pulling ball bearings, roller bearings, inner rings, and other flat-seated parts in crafts, industry, and workshops when there is not enough space for jaws. This separation-pulling process is capable of first gently separating those parts before they can be pulled off from the outside. This 4-piece set includes one pulling device and one puller, as well as a pair of extensions, ensuring the full range of applications.

BENEFITS

- Application-oriented assembly for universal use
- By storing it in the box, the completeness of the set can be easily overviewed.
- The sharp edges enable peeling where other peeling methods are not applicable.
- By screwing together the separating and pulling device, the highest stability during pulling is ensured.
- If the separators are screwed into the puller device the other way around, the supporting surface is enlarged and removed more gently.





TECHNICAL ATTRIBUTES

#	GTIN	mm/inch	mm/inch	mm/inch	SW mm/inch	Max. tensile force kN	Max. tension force t/US t. sh.	kg/lb	Consists of	
15-K	-007941	250 9 13/16	50 - 110 1 15/16 - 4 5/16	8 - 60 5/16 - 2 3/8	13 1/2	30	3 3.31	2,86 6.306	15-0, 18-0, 19-1-P	✓
15-A	-007521	300 11 13/16	58 - 150 2 5/16 - 5 7/8	8 - 75 5/16 - 2 15/16	19 3/4	50	5 5.51	4,4 9.702	15-1, 18-1, 19-1-P	✓
15-B	-007606	350 13 3/4	60 - 200 2 3/8 - 7 7/8	22 - 115 7/8 - 4 1/2	22 7/8	70	7 7.72	9,5 20.948	15-2, 18-2, 19-2-P	✓
15-C	-007781	400 15 3/4	75 - 310 2 15/16 - 12 3/16	30 - 150 1 3/16 - 5 7/8	27 1 1/16	100	10 11.02	16,99 37.463	15-3, 18-3, 19-3-P	✓
15-D	-007866	550 21 5/8	120 - 380 4 3/4 - 14 15/16	30 - 200 1 3/16 - 7 7/8	36 1 7/16	150	15 16.53	32,18 70.957	15-4, 18-4, 19-4-P	✓
15-E	-308826	600 23 5/8	150 - 440 5 7/8 - 17 5/16	30 - 250 1 3/16 - 9 13/16	41 1 5/8	200	20 22.05	49 108.045	15-5, 18-5, 19-5-P	✓

SERIES K-20-15
UNIVERSAL PULLER AND PULLING DEVICE SET





The 12-piece universal puller and pulling device set of series K-20-15 is used for hydraulic Pulling and Separation of ball bearings, roller bearings, inner rings, and other flush-seated parts in trade, industry, and workshop. The kit enables the assembly of 7 different Puller models by combining jaws and extensions. Together with the pulling devices of series 15 and the hydraulic spindle, this results in numerous combination options for optimal use in changing Pulling situations.

BENEFITS

- Application-oriented assembly for universal use
- By storing it in the box, the completeness of the set can be easily overviewed.
- Depending on the existing extraction situation, it can be easily adjusted and configured for a variety of applications.
- The hydraulic spindle enables gentle and safe extraction.
- The sharp edges of the series 15 enable a pulling action where other pulling methods are inapplicable.

TECHNICAL ATTRIBUTES

#	GTIN	mm/ inch	mm/inch	mm/inch	mm/inch	mm/inch	mm/inch	Max. tensile force kN	Max. tension force t/US t. sh.	kg/lb	Consists of	
K-20-15	-367311	9 - 160 3/8 - 6 5/16	0 - 312 0 - 12 5/16	100 - 220 3 15/16 - 8 11/16	68 - 244 2 11/16 - 9 5/8	260 10 1/4	22 - 115 7/8 - 4 1/2	100	10 11.02	21,61 47.650	600-17, 8-0-621, 15-2, 18-2, 20-1+, 20-2+, 1-192-P, 2-302-P	✓

SERIES 17
PULLING DEVICE WITH QUICK CLAMPING PRESSURE SPINDLE



The pulling devices of series 17 are used together with the puller of series 18 for pulling ball bearing, roller bearings, inner rings and other flat-lying parts in trades, industry and workshops when there is not enough space for jaws. The separation-pulling process is able to first separate those parts gently before they can be pulled off from the outside. Compared to series 15, series 17 is particularly handy because the separating jaws are quickly and centrally clamped by a pressure spindle.

BENEFITS

- A simple and safe handling is made possible by the quick-release clamp spindle.
- The sharp blades allow for extraction where other types of pullers are unsuitable.
- By screwing the separating and pulling device together, the highest stability during pulling is ensured.
- If the separation jaws are screwed into the tightening device in reverse, the support surface is enlarged and is pulled off more gently.







TECHNICAL ATTRIBUTES

#	GTIN	mm/ inch	mm/ inch	mm/ inch	mm/ inch	mm	mm/ inch	mm/ inch	mm/ inch	mm/ inch	mm/ inch	kg/lb		
17-0	-008108	8 - 60 5/16 - 2 3/8	100 3 15/16	19,5 3/4	205 8 1/16	M10	39,5 1 9/16	0,3 1/64	5,5 3/16	21 13/16	17 11/16	0,95 2.095	18-0	✓
17-1	-008283	8 - 75 5/16 - 2 15/16	116 4 9/16	24 15/16	235 9 1/4	M10	43 1 11/16	0,5 1/64	6,4 1/4	25 1	19 3/4	1,465 3.230	18-1	✓
17-2	-008368	22 - 115 7/8 - 4 1/2	167 6 9/16	29,5 1 3/16	315 12 3/8	M14x1,5	67 2 5/8	0,5 1/64	9,1 3/8	41 1 5/8	24 15/16	3,72 8.203	18-2, 18-2-B	✓
17-3	-008443	30 - 150 1 3/16 - 5 7/8	210 8 1/4	36 1 7/16	430 16 15/16	M18x1,5	78 3 1/16	0,5 1/64	11,2 7/16	50 1 15/16	32 1 1/4	7,135 15.733	18-3, 18-3-B	✓

SERIES K-17
PULLING DEVICE SETS WITH QUICK-CLAMPING PRESSURE SPINDLE



The 4-piece pulling device sets are used for Pulling ball bearings, roller bearings, inner rings, and other flush-fitting parts when there is not enough space available for jaws. The Separation and Pulling process is capable of gently separating those parts prior to external extraction.

BENEFITS

- A simple and safe handling is made possible by the quick clamping pressure spindle.
- The sharp edges allow for extraction where other types of extraction are not applicable.
- By screwing the separator and puller device together, the highest stability during pulling is ensured.







TECHNICAL ATTRIBUTES

#	GTIN	mm/inch	mm/inch	mm/inch	mm/inch	Max. tensile force kN	Max. tension force t/US t. sh.	kg/lb	Consists of	
17-K	-008856	150 5 7/8	50 - 110 1 15/16 - 4 5/16	8 - 60 5/16 - 2 3/8	13 1/2	30	3 3.31	3,11 6.858	17-0, 18-0, 19-1-P	✓
17-A	-008511	300 11 13/16	60 - 150 2 3/8 - 5 7/8	12 - 75 1/2 - 2 15/16	19 3/4	50	5 5.51	4,83 10.650	17-1, 18-1, 19-1-P	✓
17-B	-008696	350 13 3/4	60 - 200 2 3/8 - 7 7/8	22 - 115 7/8 - 4 1/2	22 7/8	70	7 7.72	10,395 22.921	17-2, 18-2, 19-2-P	✓
17-C	-008771	400 15 3/4	80 - 310 3 1/8 - 5 1/8	25 - 155 1 - 6 1/8	27 1 1/16	100	10 11.02	19 41.895	17-3, 18-3, 19-3-P	✓

SERIES Y-15
PULLING DEVICE FOR HYDRAULIC TENSILE/ COMPRESSIVE PULLERS



The pulling devices in the Y-15 series are used for pulling off ball bearings, roller bearings, inner rings and other flush-mounted parts when there is not enough space for jaws and these first have to be separated. They are available in different sizes.

BENEFITS

- The hydraulic puller required in combination with the pulling device enables the easy and controlled removal of particularly tight-seated parts
- The sharp edges allow for a pulling action where other types of pullers are unusable.
- By screwing the separating and pulling device, the highest stability during pulling is ensured.
- If the separator jaws are screwed in the opposite direction into the puller device, the supporting surface is enlarged and is removed more gently.
- Due to its simple design, special pulling devices can also be easily made for the Y-15 series for your own use.

TECHNICAL ATTRIBUTES

#	GTIN	mm/ inch	mm/ inch	mm/ inch	mm/ inch	mm	mm/ inch	mm/ inch	mm/ inch	mm/ inch	mm/ inch	kg/lb		Included in the set	
Y-215-2	-172106	22 - 115 7/8 - 4 1/2	167 6 9/16	29,5 1 3/16	220 8 11/16	5/8"-18 UNF	67 2 5/8	0,5 1/64	9,1 3/8	41 1 5/8	24 15/16	2,86 6.306	Y28-180	818-100, 818-215	✓
Y-215-3	-039546	25 - 155 1 - 6 1/8	210 8 1/4	36 1 7/16	255 10 1/32	5/8"-18 UNF	78 3 1/16	0,5 1/64	11,2 7/16	50 1 15/16	32 1 1/4	2,88 6.350	Y28-180	818-150, 818-215, 845-855, 845-858, Y28-200, Y28-218	✓
Y-315-4	-398186	30 - 200 1 3/16 - 7 7/8	280 11 1/32	42 1 5/8	390 15 3/8	1"-14 UNS	103 4 1/16	2 1/16	15,6 5/8	65 2 9/16	41 1 5/8	11,865 26.162	Y38-180	Y38-300	✓
Y-215-4	-385629	30 - 200 1 3/16 - 7 7/8	280 11 1/32	42 1 5/8	390 15 3/8	5/8"-18 UNF	103 4 1/16	2 1/16	15,6 5/8	65 2 9/16	41 1 5/8	11,8 26.019	Y28-180	-	✓
Y-315-5	-041501	30 - 250 1 3/16 - 9 13/16	338 13 5/16	52 2 1/16	440 17 5/16	1"-14 UNS	116 4 9/16	2 1/16	14 9/16	70 2 3/4	46 1 13/16	2,11 4.653	Y38-180	Y38-318	✓
Y-515-5	-400063	30 - 250 1 3/16 - 9 13/16	338 13 5/16	52 2 1/16	440 17 5/16	1 1/4"-12 UNF	116 4 9/16	2 1/16	14 9/16	70 2 3/4	46 1 13/16	19 41.895	Y58-180	-	✓
Y-515-6	-043581	75 - 330 2 15/16 - 12 1	430 16 15/16	60 2 3/8	595 23 7/16	1 1/4"-12 UNF	130 5 1/8	2 1/16	16 5/8	70 2 3/4	55 2 3/16	39 85.995	Y58-180	Y58-518, Y58-500	✓
Y-515-7	-172281	80 - 420 3 1/8 - 16 9/16	545 21 7/16	60 2 3/8	670 26 3/8	1 1/4"-12 UNF	130 5 1/8	2 1/16	16 5/8	70 2 3/4	55 2 3/16	45 99.225	Y58-180	-	✓

SERIES 18
PULLER



The pullers of series 18 are used together with the pulling devices of series 15 and 17 for pulling off flush-mounted or thin-walled parts in crafts, industry and workshops when there is not enough space for jaws. The separation-pulling process is able to first separate those parts gently before they can be pulled off from the outside. For precise adjustment assistance, there is a scale with numerical values above the crossbar. At the bottom of the side screw there is a wrench flat for securely connecting or loosening connections or components.

BENEFITS

- By screwing the separator and puller device, the highest stability when pulling is ensured.
- If the separating jaws are screwed into the clamping device the other way around, the support surface is enlarged and pulled off more gently.
- Due to its simple design, special pulling devices can also be easily produced in-house for series 18.
- Crossbar with numerical scale for uniform adjustment of the side screw







TECHNICAL ATTRIBUTES

#	GTIN	mm/inch	mm/inch	mm/inch	Nm/ft lb	Max. tensile force kN	Max. tension force t/US t. sh.	kg/lb		Included in the set	
18-00	-101939	20 - 110 13/16 - 4 5/16	61 2 3/8	12 1/2	40 29.50	15	1.5 1.65	0,82 1.808	15-00, 19-00-P	-	✓
18-0	-075599	32 - 114 1 1/4 - 4 1/2	150 5 7/8	13 1/2	40 29.50	30	3 3.31	0,825 1.819	15-0, 17-0, 19-1-P, 18-003A, 18-004A, 18-005A, 18-006A, 18-008A, 18-010A, 18-012A, 18-016A, 18-0-AS	15-K	✓
18-1	-075674	58 - 150 2 5/16 - 5 7/8	200 7 7/8	19 3/4	70 51.63	50	5 5.51	2 4.410	15-1, 17-1, 19-1-P, 18-003A, 18-004A, 18-005A, 18-006A, 18-008A, 18-010A, 18-012A, 18-016A, 18-0-AS	15-A, 224-678	✓

PRODUKTDETAILS

#	GTIN	mm/inch	mm/inch	mm/inch	Nm/ft lb	Max. tensile force kN	Max. tension force t/US t. sh.	kg/lb		Included in the set	
18-2	-075759	68 - 244 2 11/16 - 9 5/8	260 10 1/4	22 7/8	120 88.51	70	7 7.72	3,245 7.155	8-0-621, 15-2, 17-2, 8-01, 19-2-P, 18-208A, 18-210A, 18-212A, 18-214A, 18-216A, 18-218A, 18-2-AS	15-B, 224-678, K-20-15	✓
18-3	-005961	75 - 310 2 15/16 - 12 3/16	300 11 13/16	27 1 1/16	280 206.53	100	10 11.02	6,375 14.057	15-3, 8-02, 17-3, 19-3-P, 18-314A, 18-316A, 18-318A, 18-320A, 18-322A, 18-324A, 18-3-AS, 8-0-626	15-C	✓
18-4	-006043	116 - 380 4 9/16 - 14 15/16	335 13 3/16	36 1 7/16	450 331.92	150	15 16.53	14,3 31.532	15-4, 8-1-B, 19-4-P	15-D, K-226-4/12, 18-4SAF	✓
18-5	-075834	142 - 440 5 9/16 - 17 5/16	380 14 15/16	41 1 5/8	500 368.80	200	20 22.05	24,19 53.339	15-5, 8-2-M, 19-5-P	15-E	✓

SERIES 18-B
HYDRAULIC PULLER WITH MECHANICAL SPINDLE



The pullers of the series 18 are used together with the pulling device of the series 15 and 17 for pulling flat-lying or thin-walled parts in trade, industry and workshop applications when there is not enough space for jaws. The separation-pulling process is able to first separate those parts gently before they can be pulled from the outside. The series 18-B is additionally equipped with a hydraulic spindle, which achieves an average tension force of a maximum of 20 t and thus enables force-saving and efficient separation pulling.

BENEFITS

- Through the bolting of the separator and puller, the highest stability during extraction is ensured.
- If the separating jaws are screwed into the tensioning device the other way around, the contact surface is increased and is removed more gently.
- Due to its simple design, special pulling devices can also be easily made for series 18 for in-house use.
- Hydraulics ensures a power-saving and fast extraction







TECHNICAL ATTRIBUTES

#	GTIN	mm/inch	mm/inch	Nm/ft lb	Max. tensile force kN	Max. tension force t/US t. sh.	kg/lb		
18-2-B	-885723	68 - 244 2 11/16 - 9 5/8	260 10 1/4	15 11.06	100	10 11.02	4,745 10.463	17-2, 15-2	✓
18-3-B	-885730	75 - 310 2 15/16 - 12 3/16	300 11 13/16	20 14.75	120	12 13.23	8,45 18.632	17-3, 19-3-P, 15-3	✓
18-4-B	-885747	116 - 380 4 9/16 - 14 15/16	335 13 3/16	45 33.19	150	15 16.53	21,11 46.548	19-4-P, 15-4	✓
18-5-B	-885754	142 - 440 5 9/16 - 17 5/16	380 14 15/16	30 22.13	200	20 22.05	37 81.585	19-5-P, 15-5	✓

SERIES 818-100
HYDRAULIC BEARING PULLER SET





The 10-piece hydraulic bearing puller set of the 818-100 series is used for pulling ball bearings, roller bearings, inner rings, and other flush-mounted parts in craft, industry, and workshops when there is not enough space for puller jaws. As a set from the modular system-built 800 series, it allows for a variety of hydraulic pulling possibilities while maintaining modularity. In addition to the required pulling device and supplementary side screw extensions, the set also includes matching modules for 2-jaw pulling and separating pulling.

BENEFITS

- Pullers of series 800 use the same hydraulic spindle and do not require any additional accessories.
- For the series 800, there are numerous easily interchangeable and combinable individual parts and enhancements.
- The hydraulic system enables high pulling performance with low effort.

TECHNICAL ATTRIBUTES

#	GTIN	mm/inch	mm/inch	mm/inch	Max. tensile force kN	Max. tension force t/US t. sh.	kg/lb	Consists of	DEUTSCHES WERKZEUG FWI
818-100	-717611	85 - 270 3 3/8 - 10 5/8	530 20 7/8	22 - 115 7/8 - 4 1/2	100	10 11.02	14,99 33.053	800-050, 800-100, 800-150, 800, Y-215-2, 818-250, 818-820, 818-279	✓

SERIES 818-150
HYDRAULIC BEARING PULLER SET





The 12-part hydraulic bearing puller set of the series 818-150 is used for pulling ball bearings, roller bearings, inner rings, and other flush-mounted parts in crafts, industry, and workshops when there is not enough space for puller jaws. As a set of the modular series 800, it allows for various hydraulic pulling options while maintaining modularity. In addition to the required pulling device and supplementary tension bolts, the set also includes the corresponding modules for 2-jaw pulling and separating pulling.

BENEFITS

- Application-oriented assembly for universal use
- Pullers of series 800 use the same hydraulic spindle and do not require any additional accessories.
- For the series 800, there are numerous easily interchangeable and combinable individual parts and enhancements.
- The hydraulics enable high pulling performance with low effort.

TECHNICAL ATTRIBUTES

#	GTIN	mm/inch	mm/inch	mm/inch	Max. tensile force kN	Max. tension force t/US t. sh.	kg/lb	Consists of	
818-150	-717796	85 - 270 3 3/8 - 10 5/8	780 30 11/16	25 - 155 1 - 6 1/8	100	10 11.02	19,39 42.755	800, Y-215-3, 800-050, 800-100, 800-150, 818-820, 818-250, 818-279	✓

SERIES YX8-X18
HYDRAULIC PULLER SETS





The 13-piece hydraulic puller sets are used for separating and internally extracting particularly large and stuck bearings, gears, discs, etc. in industry and commercial vehicles. The set does not require any additional accessories for application. In addition to a hollow piston cylinder with hand pump, pressure gauge, and hose, the set includes separating knives, internal extractors, counter stays, and extensions to ensure a universal solution for internal extraction and separation.

BENEFITS

- Through the storage in the metal box, the completeness of the set can be easily overviewed.
- Energy-saving and gentle extraction even for heavy-duty tasks
- The combination of hydraulics and the respective devices allows for the easy and controlled removal of particularly stubborn parts.

TECHNICAL ATTRIBUTES

#	GTIN	mm/inch	mm/inch	mm/inch	mm/inch	bar	Max. tensile force kN	Max. tension force t/US t. sh.	kg/lb	Consists of	DEUTSCHES WERKZEUG FWI
Y28-218	-036651	135 - 300 5 5/16 - 11 13/16	1.000 39 3/8	30 - 180 1 3/16 - 7 1/16	25 - 155 1 - 6 1/8	394	150	15 16.53	6 13.230	Y-221-E, YHP-325, Y-215-3, YDB-27E, YRH-202, Y20-180, Y218-06-P, Y218-08-P, Y218-31-P, Y218-33, Y218-10, Y218-11	✓
Y38-318	-037641	180 - 420 7 1/16 - 16 9/16	1.200 47 1/4	75 - 230 2 15/16 - 9 1/16	30 - 250 1 3/16 - 9 13/16	514	250	25 27.56	115 253.575	Y-321-E, YHP-325, Y-315-5, YDB-33E, YRH-302, Y30-180, Y318-36-P, Y318-33, Y318-38-P, Y318-41-P, Y318-10, Y318-11	✓

PRODUKTDETAILS

#	GTIN	mm/inch	mm/inch	mm/inch	mm/inch	bar	Max. tensile force kN	Max. tension force t/US t. sh.	kg/lb	Consists of	
Y58-518	-038891	235 - 540 9 1/4 - 21 1/4	1.500 59 1/16	75 - 230 2 15/16 - 9 1/16	75 - 330 2 15/16 - 12 1	348	350	35 38.58	22 48.510	Y-521-E, YHP-325, Y-515-6, YDB-55E, YRH-603, Y50-180, Y518-08-P, Y518-31-P, Y518-33, Y518-10, Y518-11	✓

SERIES YX8-X00
HYDRAULIC UNIVERSAL PULLER SET



The 18-piece hydraulic universal puller sets of series YXB-X00 are used for pulling, separating, and internal extraction of particularly large and tightly seated bearings, gears, discs, etc. in industry and commercial vehicles. The set requires no additional accessories for application. In addition to a hollow piston cylinder with hand pump, pressure gauge, and hose, the set includes 2-jaw and 3-jaw pullers, separating knives, internal extractors, counter stays, and extensions to ensure a universal solution for every situation.

BENEFITS

- By storing it in the metal box, the completeness of the set can be easily overviewed.
- Energy-saving and gentle removal even during heavy work
- The combination of hydraulics and the respective devices enables the easy and controlled removal of particularly stubborn parts.

TECHNICAL ATTRIBUTES

#	GTIN	mm/ inch	mm/ inch	mm/ inch	mm/ inch	mm/ inch	mm/ inch	bar	Max. tensile force kN	Max. tension force t/US t. sh.	kg/lb	Consists of	DEUTSCHES WERKZEUG FWI
Y28-200	-870828	50 - 500 1 15/16 - 19 11/16	0 - 300 0 - 11 13/16	30 - 180 1 3/16 - 7 1/16	25 - 155 1 - 6 1/8	135 - 300 5 5/16 - 11 13/16	1.000 39 3/8	700	200	20 22.05	85 187.425	Y-221-E, YHP-325, Y-215-3, YDB-27E, YRH-202, Y20-180, Y20-206, Y218-06-P, Y218-08-P, Y218-31-P, Y218-33, Y205-20, Y218-10, Y218-11, Y20-216	✓
Y38-300	-870835	50 - 900 1 15/16 - 35 7/16	0 - 520 0 - 20 1/2	75 - 230 2 15/16 - 9 1/16	30 - 250 1 3/16 - 9 13/16	180 - 420 7 1/16 - 16 9/16	1.200 47 1/4	700	300	30 33.07	188 414.540	Y-321-E, YHP-325, Y-315-5, YDB-33E, YRH-302, Y30-180, Y30-206, Y318-36-P, Y318-33, Y318-38-P, Y318-41-P, Y305-20, Y318-10, Y318-11	✓

PRODUKTDETAILS

#	GTIN	mm/ inch	mm/ inch	mm/ inch	mm/ inch	mm/ inch	mm/ inch	bar	Max. tensile force kN	Max. tension force t/US t. sh.	kg/lb	Consists of	
Y58-500	-870842	460 - 1.200 18 1/8 - 47 1/4	0 - 700 0 - 27 9/16	75 - 230 2 15/16 - 9 1/16	75 - 330 2 15/16 - 12 1	235 - 540 9 1/4 - 21 1/4	1.500 59 1/16	498	500	50 55.12	335 738.675	Y-521-E, YHP-325, Y-515-6, YDB-55E, YRH-603, Y50-180, Y50-206, Y518-08-P, Y518-31-P, Y518-33, Y505-20, Y518-10, Y518-11, Y50-216	✓

SERIES GOLIATH-218
MOBILE HYDRAULIC PULLER "GOLIATH" WITH ADJUSTABLE REACH



Separation is recommended for components that are seated flush. During separation pulling, the sharp, wedge-shaped cutting edges of the pulling device are pressed behind the part to be removed. The cutting edges slide between the bearing and seat. With the aid of a puller that is screwed into the pulling device, the component can be removed gently and without damage thanks to the large contact surface of the pulling device.

BENEFITS

- Enables tremendous pulling forces of up to 50 t
- Hydraulic height adjustment and mechanical fine adjustment ensure precise work.
- The application of the pull-off force is achieved through a two-stage electric hydraulic pump.
- Simple and convenient attachment of the puller via Y-shaped, movable frame with 4 smooth rolling rollers.

TECHNICAL ATTRIBUTES

#	GTIN	mm/inch	mm/inch	mm/inch	bar	V	Max. tensile force kN	Max. tension force t/US t. sh.	kg/lb	
Goliath-218	-102707	300 11 13/16	25 - 155 1 - 6 1/8	400 - 1000 15 3/4-39 3/8	700	230 V	200	20 22.05	213 469.665	✓
Goliath-318	-102745	520 20 1/2	30 - 250 1 3/16 - 9 13/16	400 - 1000 15 3/4-39 3/8	700	230 V	300	30 33.07	299 659.295	✓
Goliath-518	-102776	520 20 1/2	80 - 420 3 1/8 - 16 9/16	400 - 1000 15 3/4-39 3/8	700	230 V	500	50 55.12	361 796.005	✓

SERIES GOLIATH-200
MOBILE HYDRAULIC PULLER "GOLIATH" WITH ADJUSTABLE REACH



The mobile, hydraulic pulling device "GOLIATH" is used for Removing large bearings, gears and similar components in heavy industry, in railways and power plants, as well as other applications. With a pulling force of up to 50 t, the "GOLIATH" is the solution for truly large pulling operations.

BENEFITS

- Enables tremendous pulling forces of up to 50 t
- Hydraulic height adjustment and mechanical fine adjustment ensure precise work.
- The application of the pulling force is carried out by a two-stage electro-hydraulic pump.
- Simple and comfortable mounting of the puller through Y-shaped, movable support frame with the 4 smooth rolling rollers.

TECHNICAL ATTRIBUTES

#	GTIN	mm/ inch	mm/inch	mm/inch	mm/inch	bar	V	Max. tensile force kN	Max. tension force t/US t. sh.	kg/lb	DEUTSCHES WERKZEUG FWI
Goliath-200	-102691	0 - 500 0 - 19 11/16	300 11 13/16	25 - 155 1 - 6 1/8	400 - 1000 15 3/4-39 3/8	700	230 V	200	20 22.05	263 579.915	✓
Goliath-300	-102738	0 - 900 0 - 35 7/16	520 20 1/2	30 - 250 1 3/16 - 9 13/16	400 - 1000 15 3/4-39 3/8	700	230 V	300	30 33.07	335 738.675	✓
Goliath-500	-102769	0 - 1.200 0 - 47 1/4	700 27 9/16	80 - 420 3 1/8 - 16 9/16	400 - 1000 15 3/4-39 3/8	700	230 V	500	50 55.12	0,3 0.662	✓

SERIES Y-X00
MOUNTING FOR HYDRAULIC CYLINDER



The recordings of hydraulic cylinders from the series Y-X00 are used to secure tools in the hydraulic program of KUKKO in crafts, industry, and workshops. The adapters in various sizes secure heavy equipment to the respective hydraulic device and are suitable for the GOLIATH series, among others.

TECHNICAL ATTRIBUTES

#	GTIN			
Y200-00	-507724	3 7/8"-12 UN	Y28-180, Y28-205, Y28-206, Y28-200, Y28-218, Y28-256, Goliath-200, Goliath-218, Goliath-256, YRH-202, YRH-206	✓
Y300-00	-507748	4 1/2"-12 UN	Y38-180, Y38-205, Y38-206, Y38-300, Y38-318, Y38-356, Goliath-300, Goliath-318, Goliath-356, YRH-302	✓
Y500-00	-507755	6 1/4"-12 UN	Y58-180, Y58-205, Y58-206, Y58-500, Y58-518, Y58-556, Goliath-500, Goliath-518, Goliath-556, YRH-603	✓

SERIES 19-P
2 EXTENSIONS FOR PULLERS



The extensions for pullers are used together with the pullers of series 18 in craft, industry, and workshop to increase the reach of the puller. The extensions are available in various lengths in pairs.

BENEFITS

- The extensions are combinable with each other, allowing for optimal adjustment to the required reach.

TECHNICAL ATTRIBUTES

#	GTIN	mm	mm/inch	mm/inch	mm/inch	kg/lb	
19-00-P	-120510	M6	10 3/8	95 3 3/4	8 5/16	0,115 0.254	✓
19-1-P	-169984	M10	14 9/16	100 3 15/16	12 1/2	0,23 0.507	✓
19-2-P	-170041	M14x1,5	22 7/8	100 3 15/16	19 3/4	0,555 1.224	✓
19-3-P	-170126	M18x1,5	24 15/16	100 3 15/16	19 3/4	0,655 1.444	✓
19-4-P	-168321	G5/8	23 7/8	200 7 7/8	32 1 1/4	0,23 0.507	✓
19-5-P	-152306	G3/4	26,3 1 1/32	200 7 7/8	36 1 7/16	2,94 6.483	✓
19-7-P	-041181	M10	22 7/8	100 3 15/16	17 11/16	0,596 1.314	✓

SERIES YHP
ACCESSORIES FOR HYDRAULIC PULLING









The YHP series offers a versatile range of accessories for hydraulic pulling. The assortment includes hydraulic hand pumps, hydraulic hoses, pressure gauges, and adapters. All components are available both individually and in various combinations. The hydraulic hand pump is available in several versions - such as a standalone device (YHP-320), in combination with a hydraulic hose (YHP-321), with a pressure gauge (YHP-324), with hose and pressure gauge (YHP-325), as well as a complete set with hose, pressure gauge, and metal case. Furthermore, the hand pump is available in two different variants, each with varying usable oil volumes depending on the application area.

BENEFITS

- The entire series is equipped with numerous safety features that ensure reliable performance while guaranteeing high occupational safety.
- Compatible with common hydraulic puller devices and systems

TECHNICAL ATTRIBUTES

#	GTIN	cm³	bar	Max. tension force t/US t. sh.	kg/lb	Consists of	✓
YHP-320	-045721	0.0006 m³	700	50 55.12	7,28 16.052	YHP-320	✓
YHP-321	-111198	0.0006 m³	700	50 55.12	8,375 18.467	YHP-320, YF-200	✓
YHP-324	-045806	0.0006 m³	700	50 55.12	9,65 21.278	YHP-320, YM-235, YGA-2	✓
YHP-325	-045981	0.0006 m³	700	50 55.12	1,5 3.308	YHP-320, YF-200, YM-235, YGA-2	✓
YHP-326	-046483	0.0006 m³	700	50 55.12	16,13 35.567	YHP-320, YF-200, YM-235, YGA-2	✓
YHP-420	-609688	0.002 m³	700	75 82.67	13,6 29.988	YHP-420	✓
YHP-421	-022968	0.002 m³	700	75 82.67	0,3 0.662	YHP-420, YF-200	✓
YHP-424	-103988	0.002 m³	700	75 82.67	13,6 29.988	YHP-420, YM-235, YGA-2	✓
YHP-425	-103995	0.002 m³	700	75 82.67	9,65 21.278	YHP-420, YF-200, YM-235, YGA-2	✓
YF-200	-045646	-	700	75 82.67	1,6 3.528	YF-200	✓
YM-235	-157769	-	700	75 82.67	1,65 3.638	YM-235	✓
YGA-2	-458644	-	-	75 82.67	0,21 0.463	YGA-2	✓

SERIES YD
PRESSURE PIECE FOR HOLLOW PISTON CYLINDER



The pressure pieces for hollow piston cylinders are screwed into the internal thread of the piston rod of the hollow piston cylinder. The center spindle can be inserted directly into the threaded piece or secured and adjusted using a quick adjustment nut when using a pressure piece with a smooth bore. When using the closed pressure piece, the cylinders can be used as lifting jacks.

BENEFITS

- Pressure pieces enable the versatile application of the hollow piston cylinder from KUKKO as a pressure or pull cylinder.

TECHNICAL ATTRIBUTES

#	GTIN	mm/inch			Max. tension force t/US t. sh.		kg/lb	
YDB-33E	-400308	58 2 5/16	-	1 7/8"-16 UN	30 33.07	YRH-302	0,21 0.463	✓
YDB-55E	-400483	85 3 3/8	-	2 3/4"-16 UN	50 55.12	YRH-603	0,5 1.103	✓
YDG-20E	-399091	50 1 15/16	1"-8 UNC	1 9/16"-16 UN	20 22.05	YRH-202, YRH-206	0,18 0.397	✓
YDG-30E	-399176	60 2 3/8	1 1/4"-7 UNC	1 7/8"-16 UN	30 33.07	YRH-302	0,285 0.628	✓
YDG-50E	-399251	85 3 3/8	1 5/8"-5 1/2 UNS	2 3/4"-16 UN	50 55.12	YRH-603	0,85 1.874	✓
YDM-20E	-414183	50 1 15/16	-	1 9/16"-16 UN	20 22.05	YRH-202, YRH-206	0,28 0.617	✓
YDM-30E	-414268	58 2 5/16	-	1 7/8"-16 UN	30 33.07	YRH-302	0,38 0.838	✓
YDM-50E	-414343	85 3 3/8	-	2 3/4"-16 UN	50 55.12	YRH-603	1,6 3.528	✓
YDB-27E	-400223	50 1 15/16	-	1 9/16"-16 UN	20 22.05	YRH-202, YRH-206	0,17 0.375	✓

SERIES YRH
HOLLOW PISTON CYLINDER

The hydraulic hollow piston cylinders of the YRH series are used for application with the KUKKO hydraulic program in crafts, industry, and workshops. They can be used both as pressure and traction cylinders, enabling a force-saving and versatile operation even in challenging extraction situations or when a lot of force is needed.



BENEFITS

- All models feature a CR-400 coupling sleeve with dust cap.
- External threads on the cylinder head, internal threads on the piston rod, and mounting threads on the cylinder base allow for easy assembly.
- Tensioned retractable spring increases the insertion speed and thereby enhances the performance.
- The integrated scraper removes contaminants from the piston, thereby extending the life of the cylinder.







TECHNICAL ATTRIBUTES

#	GTIN	mm/ inch	mm/ inch	mm/ inch				mm/ inch	bar	cm³	Max. tensile force kN	Max. tension force t/US t. sh.	kg/lb	
YRH-132	-854460	73 2 7/8	133 5 1/4	60 2 3/8	2 3/4"-12 UN	3/4"-16 UN	-	8 5/16	700	0.00001 m³	130	13 14.33	2,4 5.292	✓
YRH-202	-046711	99 3 7/8	160 6 5/16	162 6 3/8	3 7/8"-12 UN	1 9/16"-16 UN	1"-8 UNC	50 1 15/16	700	0.000173 m³	200	20 22.05	7,575 16.703	-
YRH-206	-870934	99 3 7/8	160 6 5/16	306 12 1/16	3 7/8"-12 UN	1 9/16"-16 UN	1"-8 UNC	150 5 7/8	700	0.000527 m³	200	20 22.05	14,185 31.278	✓
YRH-302	-046896	117 4 5/8	177 6 15/16	178,5 7 1/32	4 1/2"-12 UN	1 7/8"-16 UN	1 1/4"-7 UNC	65 2 1/2	700	0.00031 m³	300	30 33.07	1,7 3.749	-
YRH-603	-046971	159 6 1/4	219 8 5/8	247,5 9 3/4	6 1/4"-12 UN	2 3/4"-16 UN	1 5/8"-5 1/2 UNS	75 2 15/16	700	0.00068 m³	600	60 66.14	3 6.615	-

SERIES Y-10-11
ACCESSORIES FOR HYDRAULIC PULLING

The accessories for hollow piston cylinders are used for compatibility with the pullers from the KUKKO hydraulic program in crafts, industry, and workshops. The hand cranks and center spindle are designed for the hollow piston cylinders of the YRH series.



TECHNICAL ATTRIBUTES

#	GTIN	L mm/inch	mm/inch	Max. tension force t/US t. sh.	kg/lb		
Y218-10	-040368	120 4 3/4	17,5 11/16	20 22.05	1,865 4.112	YRH-202, YRH-206	✓
Y218-11	-040443	514 20 1/4	17,5 11/16	20 22.05	1,69 3.726	YRH-206, YRH-202	✓
Y318-10	-041761	150 5 7/8	20,5 13/16	30 33.07	0,88 1.940	YRH-302	✓
Y318-11	-041846	610 24 1/64	20,5 13/16	30 33.07	3,25 7.166	YRH-302	✓
Y318-12	-749865	400 15 3/4	20,5 13/16	30 33.07	8 17.640	YRH-302	✓
Y518-10	-044243	240 9 7/16	25,4 1	50 55.12	2,1 4.631	YRH-603	✓
Y518-11	-044328	750 29 1/2	25,4 1	50 55.12	6,745 14.873	YRH-603	✓

SERIES Y-17
PRESSURE PIECE FOR AXLE BORES



The pressure pieces for axle bores are used for pulling bearings and gears in craft, industry, and workshops that are mounted on hollow shafts or in housings. The spindle pressure piece serves as a counter-axis to the puller, transferring the force onto the pressure piece through the spindle.

BENEFITS

- Broader application possibilities for various extraction situations
- The set is available in both 12-piece and 6-piece versions, and if needed, the pressure pieces are also available individually.

TECHNICAL ATTRIBUTES

#	GTIN	mm/inch	Number of parts	kg/lb	
Y-01-17	-233173	20 - 23 13/16-7/8	1	0,6 1.323	✓
Y-02-17	-233258	23 - 26 7/8-1 1/32	1	0,4 0.882	✓
Y-03-17	-233333	26 - 30 1 1/32-1 3/16	1	0,5 1.103	✓
Y-04-17	-233418	29 - 33 1 1/8-1 5/16	1	0,6 1.323	✓
Y-05-17	-233586	33 - 39 1 5/16-1 9/16	1	0,165 0.364	✓
Y-06-17	-233661	36 - 42 1 7/16-1 5/8	1	0,2 0.441	✓
Y-07-17	-233746	39 - 46 1 9/16-1 13/16	1	0,22 0.485	✓
Y-08-17	-233821	42 - 48 1 5/8-1 7/8	1	0,288 0.635	✓
Y-09-17	-233906	45 - 52 1 3/4-2 1/16	1	0,26 0.573	✓
Y-10-17	-234163	49 - 58 1 15/16-2 5/16	1	0,26 0.573	✓
Y-11-17	-234248	51 - 62 2 1/64-2 7/16	1	0,52 1.147	✓
Y-12-17	-234408	55 - 65 2 3/16-2 9/16	1	0,26 0.573	✓
Y-13-17	-234576	58 - 68 2 5/16-2 11/16	1	0,65 1.433	✓
Y-14-17	-234651	61 - 71 2 3/8-2 13/16	1	0,26 0.573	✓
Y-15-17	-234736	65 - 74 2 9/16-2 15/16	1	0,3 0.662	✓
Y-16-17	-234811	71 - 81 2 13/16-3 3/16	1	0,3 0.662	✓
Y-17-17	-234996	77 - 88 3 1/32-3 7/16	1	0,3 0.662	✓

PRODUKTDETAILS

#	GTIN	mm/inch	Number of parts	kg/lb	
Y-18-17	-235078	20 - 62 13/16-2 7/16	11	2,235 4.928	✓
Y-19-17	-235153	33 - 81 1 5/16-3 3/16	12	5,7 12.569	✓
Y-20-17	-235238	55 - 88 2 3/16-3 7/16	6	4,9 10.805	✓
Y-60-100-17	-120466	64 - 70 2 1/2-2 3/4	3	4,455 9.823	✓

SERIES 670000

POWER NUT



APPLICATION

The power nut is a true powerhouse! It can deliver forces that would otherwise only be possible with hydraulics. KUKKO developed the power nut for easier clamping of tools and workpieces as well as driving with minimal friction loss. The power nut can be used as a lead screw and is suitable for use in fixture construction as well as assembly and clamping technology. The nut is also useful as an aid for pressing-in or as a clamping aid to generate higher clamping forces.

Benefits

- Low overall height enables application in confined spaces
- Increased force generation with minimal friction
- Long service life without maintenance due to robust design
- Can be used above or below the crossbar to increase tensile or compressive force

STRUCTURE OF THE POWER NUT



ARTICLE NUMBER SYSTEMATICS

All KUKKO pressure spindles as well as power nuts have a descriptive item number. Both item numbers include the diameter of the thread, making it easy to quickly match the appropriate power nut to the respective spindle.

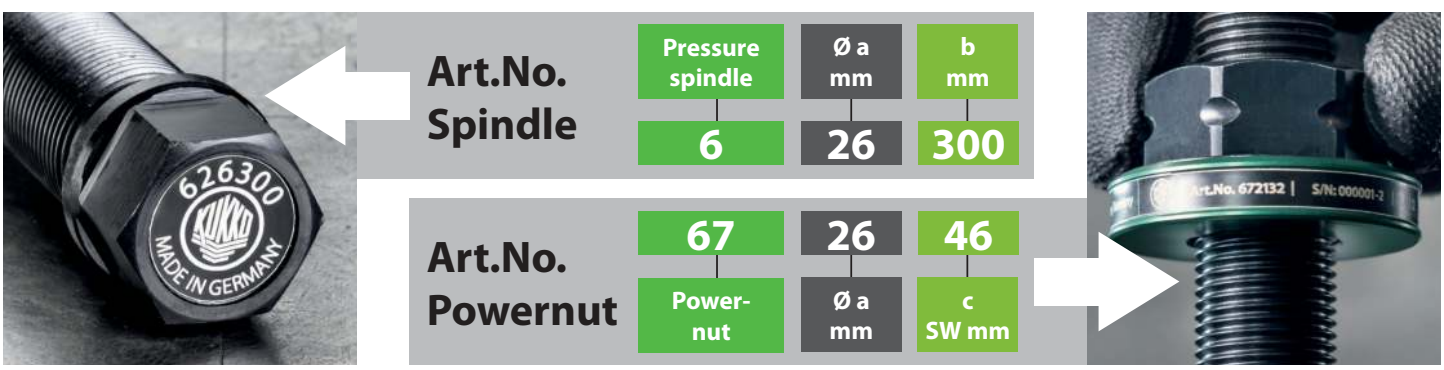



a Thread diameter
b Thread length
c Hex size

SPECIAL FEATURES OF THE SERIES

Tension force	Art. No. Spindle	Art. No. Power Nut
2 t	608...	670817 | Ø30 | M8 - SW17
	610...	671017 | Ø30 | M10 - SW17
4 t	612...	671217 | Ø30 | M12x1,75 - SW17
	612...	671224 | Ø36 | M12x1.5 - SW24
	612...	671317 | Ø30 | M12x1.5 - SW17
6 t	615...	671519 | Ø30 | M15x1.5 - SW19
	616...	671624 | Ø36 | M16x2 - SW24
	-	671827 | Ø46 | M18x2,5 - SW27
	618...	671924 | Ø36 | M18x1,5 - SW24
8 t	-	672032 | Ø46 | M20 - SW32
	621...	672132 | Ø46 | G1/2 - SW32
	-	672432 | Ø46 | M24 - SW32
	626...	672646 | Ø67 | G3/4 - SW46
	-	673046 | Ø67 | M30 - SW46
	-	673655 | Ø67 | M36 - SW55



Depending on the spindle diameter, the power nut – to match the KUKKO spindles – is available in various sizes.

FUNCTIONALITY

INCREASED TENSION FORCE



The power nut is located above the crossbar. By turning the power nut, the spindle is pulled upward with increased force until the cylinder bush is pulled out.

INCREASED COMPRESSIVE FORCE



The power nut is located below the crossbar. By actuating the hex, the spindle is pressed downward. The power nut multiplies the applied force by several times.

APPLICATION EXAMPLES



The power nut is screwed onto the spindle



The power nut reduces the force required when actuating the spindle

SERIES 670000
POWER NUT



For more efficient clamping of tools and workpieces, as well as driving without significant friction loss, KUKKO has developed the Power Nut. The Power Nut can be used as a motion thread and is employed in fixture construction as well as in assembly and clamping technology. The nut also serves as a tool for pressing in or clamping aids to generate higher clamping forces.

TECHNICAL ATTRIBUTES

#	GTIN	mm/inch		mm/inch	SW mm/inch	Max. tensile force kN	Max. tension force t/US t. sh.	kg/lb	
670817	-080203	30 1 3/16	M8	19,5 3/4	17 11/16	10	1 1.10	0,4 0.882	✓
671017	-283345	30 1 3/16	M10	19,5 3/4	17 11/16	20	2 2.20	0,4 0.882	✓
671217	-283352	30 1 3/16	M12	19,5 3/4	17 11/16	20	2 2.20	0,35 0.772	✓
671224	-060823	36 1 7/16	M12	21,5 7/8	24 15/16	20	2 2.20	0,12 0.265	✓
671317	-024115	30 1 3/16	M 12x1,5	19,5 3/4	17 11/16	30	3 3.31	0,035 0.077	✓
671519	-344459	30 1 3/16	M15	19,5 3/4	19 3/4	40	4 4.41	0,1 0.221	✓
671624	-283369	36 1 7/16	M16	21,5 7/8	24 15/16	40	4 4.41	0,12 0.265	✓
671827	-283376	36 1 7/16	M18	23 7/8	24 15/16	40	4 4.41	0,15 0.331	✓
671924	-009938	36 1 7/16	M 18x1,5	21,5 7/8	24 15/16	50	5 5.51	0,12 0.265	✓
672032	-283383	46 1 13/16	M20	24 15/16	32 1 1/4	60	6 6.61	0,2 0.441	✓
672132	-283390	46 1 13/16	G 1/2"	24 15/16	32 1 1/4	60	6 6.61	0,12 0.265	✓
672432	-283413	46 1 13/16	M24	26 1 1/32	32 1 1/4	60	6 6.61	0,17 0.375	✓
672646	-182105	67 2 5/8	G 3/4"	31,5 1 1/4	46 1 13/16	80	8 8.82	0,17 0.375	✓
673046	-283420	67 2 5/8	M30	31,5 1 1/4	46 1 13/16	80	8 8.82	0,17 0.375	✓
673655	-283437	67 2 5/8	M36	31,5 1 1/4	55 2 3/16	80	8 8.82	0,21 0.463	✓





REMOVING

When disassembling ball bearings, it must first be decided whether the bearing may be destroyed or should be preserved. The ball bearing can sit on a shaft or in a housing. There are also applications where both installation situations apply.

When disassembling with the ball bearing puller sets of series 69, the cage of the bearing must be drilled so that the semicircular parts of the bearing adapter can be threaded in. The ball bearing pullers of series 70 are used for non-destructive disassembly from the bearings. The specially developed jaws grip precisely into the raceway of the ball bearing.

KUKKO // *Pull forward*

SERIES 69 | 70 | 71 | 71-L

BALL BEARING REMOVAL AND INSTALLATION



APPLICATION

Many ball bearings sit on a shaft, in a housing, or even both. To ensure proper removal, a special type of pullers is required. First, the ball bearing to be pulled and its dimensions should be determined. For choosing the right puller, it is important whether the bearing will be destroyed or reused. With series 69 and 70, KUKKO offers various tools for ball bearing removal, whereas the bearing installation tool set of series 71 enables easy installation of ball bearings.

Benefits

- Versatile application without damaging the shaft (series 69)
- Fast and safe selection thanks to marking of the Bearing adapter (series 69)
- The special crossbar design allows safe, easy hooking and lever-assisted self-tightening of the jaws (PULLPO Technology)
- Even damaged bearings can be gripped by the adjustable jaws (series 70)
- By combining impact ring and impact tube, installation forces are never transmitted through the rolling elements of the bearing, thus protecting it (series 71)

FEATURES OF THE SERIES

SERIES 69



69-A

The ball bearing puller sets of series 69 are used for pulling ball bearings of all types that sit in a housing and/or on a shaft. With this type of removal, the ball bearing is destroyed.

SERIES 70



70-02

The ball bearing Puller of series 70 are used for non-destructive pulling of deep groove ball bearings without removing the shaft. With this type of removal, the ball bearing remains undamaged and can be reused.

DESIGN OF SERIES 69



Hexagonal profile for manual actuation of the spindle

anti-slip safety (spindle neck)

Crossbar

Side screw

Mechanical spindle

Bearing adapter

DESIGN OF SERIES 70



Hexagonal profile for manual actuation of the spindle

anti-slip safety (spindle neck)

Mechanical spindle

Crossbar

Hexagon flats for use with sliding hammer

Jaws

TIP:

For non-destructive extraction of roller bearings that sit in a housing where no shaft is available for support, the PULLPO can be connected to a sliding hammer. For this pulling operation, the spindle is reversed and screwed into the PULLPO from below so that the sliding hammer can be used.



BEARING INSTALLATION WITH SERIES 71

The steel bearing installation tool set, as a lightweight external installation model of series 71, is used for fast, precise, and safe installation of bearings and seals in trades, industry, and workshops. The tool set enables damage-free installation of bearings without damaging axles, bearing housings, or seal rings.

BENEFITS

- The required combination of impact ring and impact sleeve can be taken from the table in the case lid
- Impact ring and impact tube transmit the installation forces gently over the frame of the bearing
- The included SELECTHOR-Hammer can be used flexibly by swapping the supplied striking heads



Impact sleeves



Impact rings



Soft-face hammer Selecthor

SETS

The pullers and pulling devices are also available as practical sets. Compiled to suit specific applications and industries, the sets impress with their universal applicability.



69-A



K-70-B



70-K



K-71-L-A

APPLICATION EXAMPLES



Ball bearing removal with the 69-A



Ball bearing removal with the 70-0



Ball bearing installation with the K-71-L

SERIES 69
UNIVERSAL BALL BEARING PULLER SET





The puller sets from series 69 are used to remove ball bearings of all types that are seated in a housing and/or on a shaft, in crafts, industry, and workshops. Although the affected ball bearing cannot be reused in this process, the application ensures safety and the integrity of the associated housing or shaft while also requiring minimal labor. The series 69 impresses with its variability; depending on the required ball bearing diameter, three different sets are available that allow for ideal and tailored use.

BENEFITS

- Versatile application without damaging the spindle
- Application-oriented compilation for universal use
- Quick and secure selection by labeling the storage adapters
- By storing it in the box, the completeness of the set can be easily overviewed.

TECHNICAL ATTRIBUTES

#	GTIN	mm/inch	mm/inch	SW mm/inch	⌀ mm/inch	ISO	kg/lb	DEUTSCHES WERKZEUG FWI
69-A	-781391	20 - 110 13/16 - 4 5/16	100 3 15/16	12 1/2	5,3, 5,8, 8 3/16;3/16;5/16	6004, 6005, 6006, 6007, 6008, 6009, 6010, 6011, 6012, 6013, 6201, 6202, 6203, 6204, 6205, 6206, 6300, 6301, 6302, 6303, 6304, 6305	1,85 4.079	✓
69-B	-781476	40 - 140 1 9/16 - 5 1/2	200 7 7/8	17 11/16	8, 9, 11, 12,5 5/16;3/8;7/16;1/2	6011, 6012, 6013, 6014, 6015, 6016, 6017, 6018, 6019, 6020, 6206, 6207, 6208, 6209, 6210, 6211,6212, 6305, 6306, 6307, 6308, 6309, 6403, 6404, 6405, 6406, 6407	1,755 3.870	✓

PRODUKTDETAILS

#	GTIN	mm/inch	mm/inch	mm/inch	mm/inch		kg/lb	
69-C	-781544	60 - 240 2 3/8 - 9 7/16	500 19 11/16	22 7/8	16, 19, 22, 25, 28, 32 5/8;3/4;7/8;1;1 1/8;1 1/4	6021, 6022, 6024, 6026, 6028, 6030, 6032, 6213, 6214, 6215, 6216, 6217, 6218, 6219, 6220, 6221,6222, 6224, 6226, 6228, 6230, 6310, 6311, 6312, 6313, 6314, 6315, 6316, 6317, 6318, 6319, 6320, 6321, 6406, 6407, 6408, 6409, 6410, 6411, 6412	11 24.255	✓

SERIES 70
BALL BEARING PULLER, WITHOUT HOOKS



The ball bearing pullers of series 70 are used for non-destructive removal of deep groove ball bearings without disassembling the shaft in crafts, industry, and workshops. With these pullers, bearings that are seated simultaneously in a housing and on a shaft can be removed easily and quickly, and can be reused if they are not already damaged. The series 70 impresses with its specifically developed jaws for precise installation in the bearing raceways. Various jaw sets are available for each puller size.

BENEFITS

- Suitable for a variety of groove diameters through infinitely adjustable hooks and internationally applicable.
- Self-damaged bearings can be grasped by the adjustable hooks.
- The claw shape ensures a secure grip, allowing for high pulling forces to be developed.
- The puller is also suitable for removing sealed bearings from housing bores.
- Quick and secure selection by marking the storage adapter

TECHNICAL ATTRIBUTES

#	GTIN	mm/inch	kg/lb		Included in the set	
70-1	-021138	17 11/16	0,38 0.838	70-711, 70-712, 70-713	KS-70-A-K	✓
70-2	-021213	17 11/16	0,67 1.477	70-721, 70-722	KS-70-A-K	✓
70-3	-021398	24 15/16	1,38 3.043	70-731, 70-732	-	✓
70-4	-316418	22 7/8	2,315 5.105	70-4730, 70-4731, 70-4733, 70-4734	-	✓

SERIES 70-4S
PULLING JAW SET



The pulling jaw sets of series 70-S are suitable for bearing pullers of series 70 and are used for non-destructive removal of deep groove ball bearings without dismantling the shaft. In addition to the jaws, the sets also include anti-slip safety rings as spare parts.

TECHNICAL ATTRIBUTES

#	GTIN	mm/inch		kg/lb		
70-711	-021473	150 5 7/8	6000, 6001, 6002, 6003, 6200	0,3 0.662	70-1	✓
70-712	-021541	150 5 7/8	6004, 6005, 6006, 6201, 6202, 6203, 6300	0,29 0.639	70-1	✓
70-713	-021626	170 6 11/16	6204, 6205, 6301, 6302, 6303	0,32 0.706	70-1	✓
70-721	-021701	180 7 1/16	6007, 6008, 6009, 6010, 6011, 6012, 6013	1,75 3.859	70-2	✓
70-722	-021886	180 7 1/16	6011, 6012, 6206, 6207, 6304, 6005, 6306	0,58 1.279	70-2	✓
70-731	-021961	217 8 9/16	6208, 6209, 6210, 6307, 6403, 6407	1,16 2.558	70-3	✓
70-732	-022043	217 8 9/16	6211, 6212, 6308, 6309, 6310, 6311, 6404, 6405, 6406, 6407, 6408	1,915 4.223	70-3	✓
70-4730	-320453	217 8 9/16	6014, 6015, 6016, 6017	1,265 2.789	70-4	✓
70-4731	-320521	217 8 9/16	6018, 6019, 6020, 6213	2,22 4.895	70-4	✓
70-4733	-320781	290 11 7/16	6216, 6217, 6218, 6219, 6220, 6221, 6222, 6312, 6313, 6314, 6315, 6316, 6317, 6410, 6411, 6412	8,78 19.360	70-4	✓

PRODUKTDETAILS

#	GTIN	mm/inch		kg/lb		
70-4734	-320606	290 11 7/16	6021, 6409	1,36 2.999	70-4	✓

SERIES 70-K
PULLER SETS FOR BALL BEARINGS



The bearing puller sets are used for non-destructive removal of deep groove ball bearings without disassembling the shaft. With these pullers, bearings that are simultaneously installed in a housing and on a shaft can be removed easily and quickly and can be reused.

BENEFITS

- Application-oriented assembly for universal use
- By storing it in the box, the completeness of the set can be easily overviewed.
- Quick and secure selection by labeling the storage adapters
- In the sentence, in addition to the pullers, there are also the corresponding puller sets and extractor rings, ensuring optimal application at all times.
- Suitable for a variety of groove diameters through infinitely adjustable hooks and applicable internationally.



TECHNICAL ATTRIBUTES

#	GTIN	mm/inch	ISO	mm/inch	mm/inch	kg/lb	Consists of	DEUTSCHES WERKZEUG FWI
70-K	-786754	150 - 180 5 7/8 - 7 1/16	6000–6013, 6200–6207, 6300–6306	10 - 65 3/8-2 9/16	26 - 100 1 1/32-3 15/16	6,165 13.594	70-1, 70-711, 70-712, 70-713, 70-2, 70-721, 70-722	✓
70-A	-022128	150 - 217 5 7/8 - 8 9/16	6000–6013, 6200–6212, 6300–6311, 6403–6408	10 - 60 3/8-2 3/8	26 - 120 1 1/32-4 3/4	1,25 2.756	70-1, 70-711, 70-712, 70-713, 70-2, 70-721, 70-722, 70-3, 70-731, 70-732	✓
70-B	-320866	217 - 290 8 9/16 - 11 7/16	6014–6021, 6213–6222, 6312–6317, 6409–6415	45 - 110 1 3/4-4 5/16	110 - 200 4 5/16-7 7/8	19,44 42.865	70-4, 70-4730, 70-4731, 70-4733, 70-4734	✓

SERIES 70-0
BALL BEARING PULLER “PULLPO”



The ball bearing puller "PULLPO" of series 70 is used for completely non-destructive removal of deep groove ball bearings without removing the shaft. Even without the possibility of support, the PULLPO can safely pull otherwise inaccessible bearings, thus ensuring the reuse of the components.

BENEFITS

- The special crossbar design allows for safe, easy hanging and the lever-amplified self-tensioning of the jaws (PULLPO Technology)
- Through the collar on the spindle neck, the torque wrench cannot slip during application, allowing for a mark-free removal.
- Four magnets for easy holding of the counter pressure ring







TECHNICAL ATTRIBUTES

#	GTIN	SW mm/inch	kg/lb	Included in the set		DEUTSCHES WERKZEUG FWI
70-01	-908972	13 1/2	0,4 0.882	K-70-A, K-70-C, K-70-A-C	70-011, 70-012, 70-011-S, 70-012-S	✓
70-02	-909580	17 11/16	1,3 2.867	K-70-B, K-70-C, K-70-B-C	70-021, 70-022, 70-021-S, 70-022-S	✓

SERIES 70-0-S
PULLING JAW SET

The pulling jaw sets of the 70-0-S series are suitable for ball bearing pullers of the 70-0 series and are used for non-destructive removal of deep groove ball bearings without disassembling the shaft. In addition to the jaws, the sets also include stop rings as spare parts.





TECHNICAL ATTRIBUTES

#	GTIN	mm/inch	ISO	kg/lb		DEUTSCHES WERKZEUG FWI
70-011-S	-181306	70 2 3/4	6000, 6001, 6002, 6003, 6004, 6200, 6201, 6202, 6301	0,125 0.276	70-01	✓
70-012-S	-181313	70 2 3/4	6005, 6006, 6203, 6204, 6205, 6300, 6302, 6303, 6304	0,175 0.386	70-01	✓
70-021-S	-181344	156 6 1/8	6007, 6008, 6009, 6010, 6011, 6012, 6013, 6206, 6210, 6211, 6306, 6307	0,935 2.062	70-02	✓

PRODUKTDETAILS

#	GTIN	mm/inch	ISO	kg/lb		
70-022-S	-181368	156 6 1/8	6014, 6015, 6016, 6017, 6018, 6019, 6020, 6207, 6208, 6209, 6212, 6305, 6308, 6309, 6310, 6311,6403, 6404, 6405, 6406, 6407, 6408	1,16 2.558	70-02	✓

SERIES K-70
BALL BEARING PULLER SETS "PULLPO"



The PULLPO bearing puller sets are used for completely non-destructive removal of deep groove ball bearings without disassembly of the shaft. Even without the possibility of support, the PULLPO can securely remove otherwise inaccessible bearings, thus ensuring the reuse of the affected parts.

BENEFITS

- Application-oriented assembly for universal use
- By storing it in the box, the completeness of the set can be easily overviewed.
- The special crossbar design enables secure and easy suspension and the lever-amplifying self-tensioning of the jaws (PULLPO Technology).
- Through the collar at the spindle neck, the torque wrench cannot slip during use, allowing for a seamless removal.
- Four magnets for easy holding of the counter pressure ring





TECHNICAL ATTRIBUTES

#	GTIN	mm/inch	ISO	mm/inch	mm/inch	kg/lb	Consists of	DEUTSCHES WERKZEUG FWI
K-70-A	-058851	70 2 3/4	6000-6006, 6200-6205, 6300-6304	10 - 30 3/8-1 3/16	26 - 55 1 1/32-2 1/16	1,91 4.212	70-01-T, 70-01-T, 70-011, 70-012, 610120, 70-01-R, 700117	✓
K-70-B	-058868	156 6 1/8	6007-6020, 6206-6212, 6305-6311, 6403-6408	17 - 100 11/16-3 15/16	62 - 150 2 7/16-5 7/8	4,365 9.625	70-02-T, 70-021, 70-022, 614242, 70-02-R, 700217, 70-021-S	✓

PRODUKTDETAILS

#	GTIN	mm/inch	ISO	mm/inch	mm/inch	kg/lb	Consists of	
K-70-C	-019999	70 - 156 2 3/4 - 6 1/8	6000-6020, 6200-6212, 6300-6311, 6403-6408	10 - 100 3/8-3 15/16	26 - 150 1 1/32-5 7/8	7,125 15.711	70-01-T, 70-02-T, 70-011, 70-012, 70-021, 70-022, 610120, 614242, 70-01-R, 70-02-R, 700117, 700217, 70-021-S	✓

SERIES KS-70-A-K
BALL BEARING PULLER SET

The 60-piece ball bearing puller set of the KS-70-A-K series is used for non-destructive removal of ball bearings without disassembling the shaft. With these pullers, bearings that are simultaneously seated in a housing and on a shaft can be easily and quickly removed and can be reused.



BENEFITS

- In the sentence, in addition to the pullers, there are also the corresponding puller sets and extractor rings, ensuring optimal application at all times.
- Self-damaged bearings can be grasped by the adjustable hooks.



TECHNICAL ATTRIBUTES

#	GTIN	mm/inch	ISO	mm/inch	mm/inch	kg/lb	Consists of	DEUTSCHES WERKZEUG FWI
KS-70-A-K	-956362	156 - 233 6 1/8 - 9 3/16	6000–6013, 6200–6212, 6300–6311, 6403–6408	10 - 100 3/8-3 15/16	26 - 150 1 1/32-5 7/8	9,875 21.774	70-A-K-36, 70-1, 70-2	✓

KUKKO // *Pull forward*

SERIES 13

DISMOUNTING DEVICE FOR BALL BEARINGS



APPLICATION

The 3-piece dismounting device TRI-PULL of series 13 is used for gentle removal of spherical and tapered roller bearings in drive technology. The segments are placed behind the bearing on the inner ring, ensuring an even transmission of force to the entire bearing. The form-fit positioning of the separating pieces on the inner ring protects the bearing from damage during removal. The even distribution of force around the inner ring circumference prevents tilting or misalignment of the bearing ring during dismounting.

Benefits

- The form-fit positioning of the separating pieces on the inner ring protects the bearing from damage during dismounting
- The even distribution of force around the inner ring circumference prevents tilting or misalignment of the bearing ring during dismounting
- The sharp cutting edges allow non-destructive removal even where other pullers cannot be used

DESIGN OF THE 3-PIECE DISMOUNTING DEVICE TRI-PULL

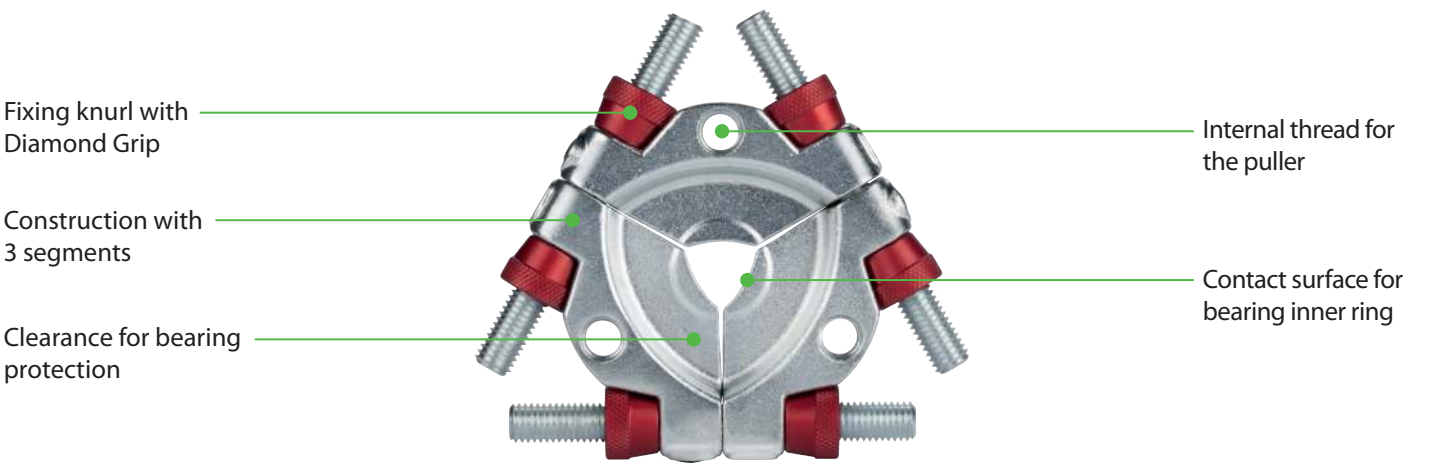

PRINCIPLE AND APPLICATION

The lip of the separator TRI-PULL (series 13) rests solely on the bearing inner ring, so the component is subjected to minimal stress during dismounting.





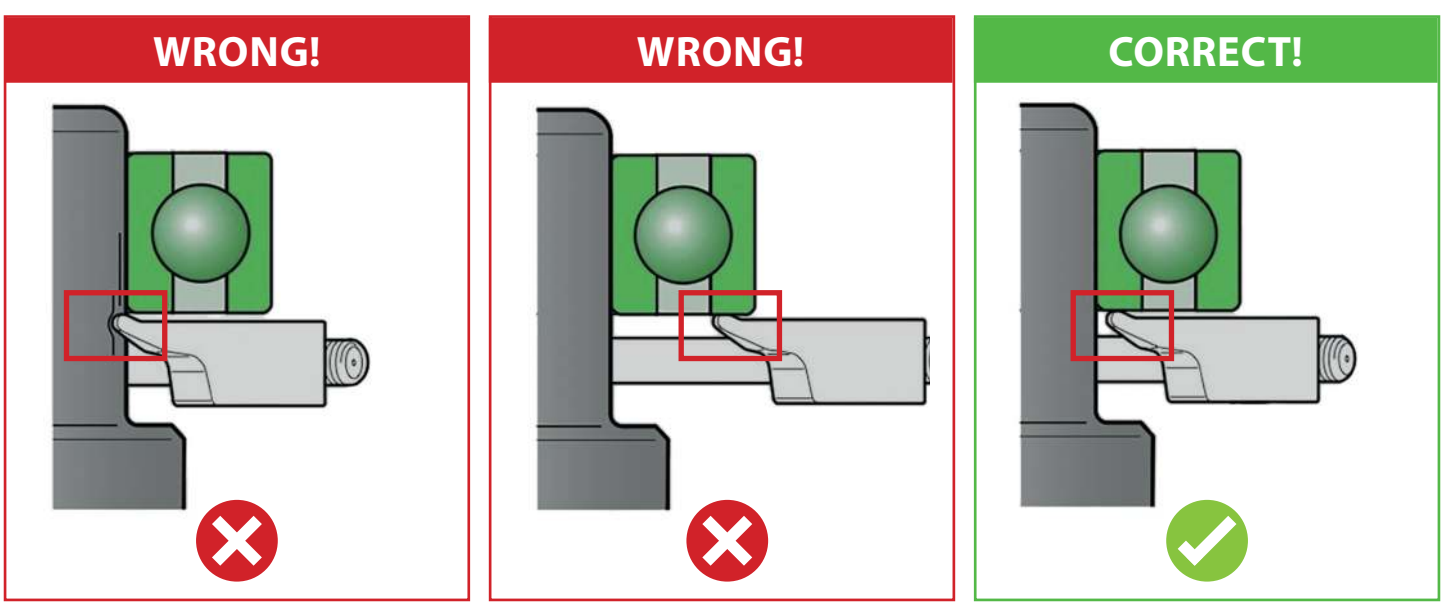

INFOBOX

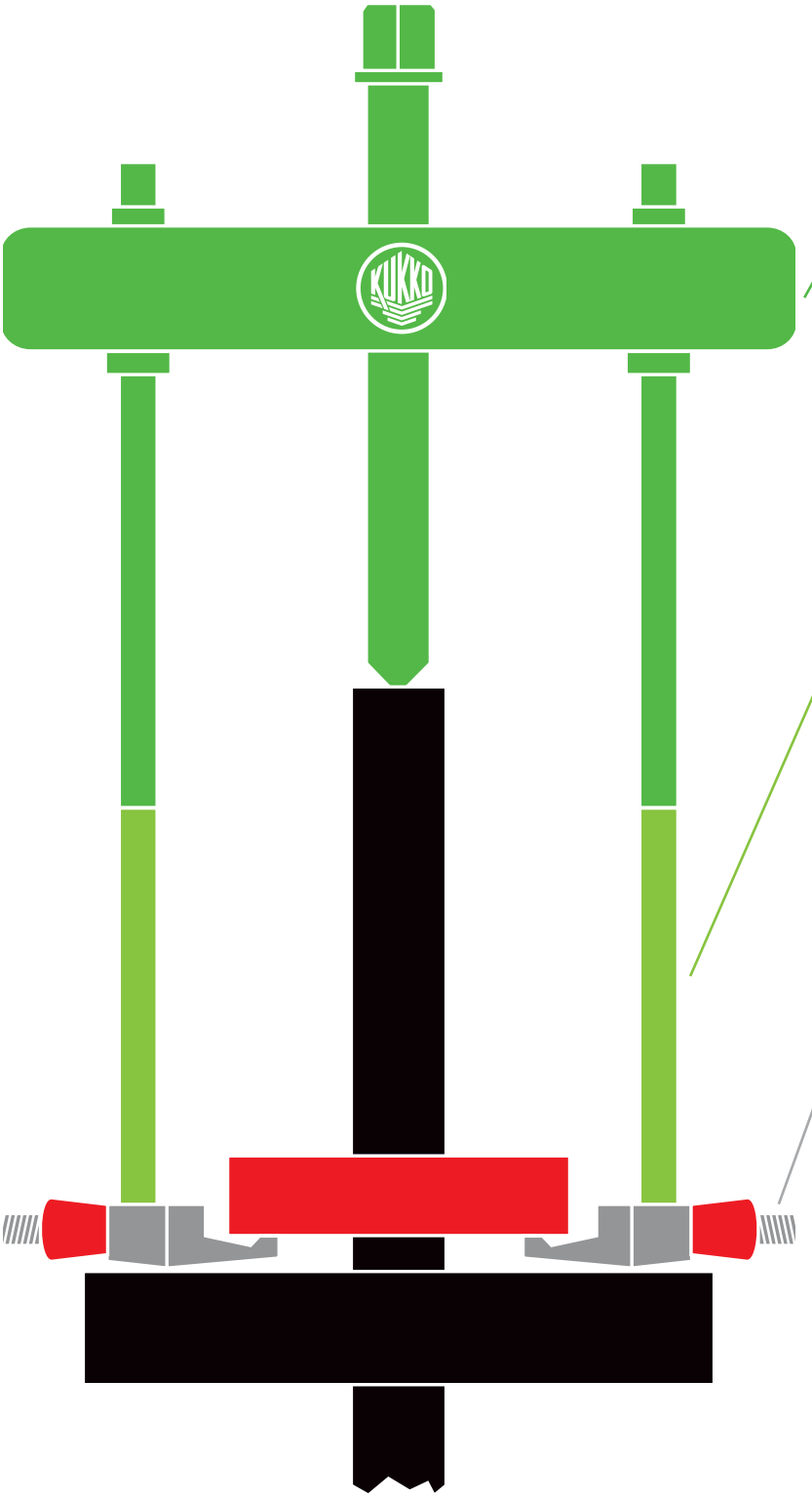

Pullers | SERIES 68

Art. No.		
68-1	50-110	150
68-2	60-150	200
68-3	60-200	250



Extensions | SERIES 19

Art. No.	L mm	für for
19-1-S	100	68-1
19-2-S	100	68-2
19-3-S	100	68-3



Dismounting device | SERIES 13

Art. No.	mm	mm
13-1	5- 60	60
13-2	12- 75	75
13-3	22-115	115



Sets

Set (Art.No.)	Content (Art.No.)		
13-A	13-1	68-1	19-1-S
13-B	13-2	68-2	19-2-S
13-C	13-3	68-3	19-3-S







SERIES 13
TRI-PULL WITH 3 SEGMENTS

The 3-part TRI-PULL removing device of series 13 is used in drive technology for the gentle removal of spherical roller bearings and tapered roller bearings. The segments are positioned behind the bearing on the inner ring and thus ensure uniform force transmission across the complete bearing.



BENEFITS

- The interference-fit installation of the separators on the inner ring protects the bearing from damage during disassembly.
- The uniform force distribution on the inner ring circumference prevents tilting or misalignment of the bearing ring during disassembly.
- The sharp edges also enable non-destructive disassembly where other Pullers are inapplicable.

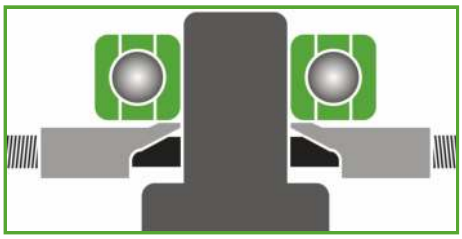





TECHNICAL ATTRIBUTES

#	GTIN	mm/inch	mm	mm/ inch	mm/ inch	mm/ inch	mm/ inch	kg/lb		Included in the set	
13-1	-041228	12 - 50 1/2 - 1 15/16	M10	34 1 5/16	4 3/16	9 3/8	13,5 9/16	0,6 1.323	68-1	13-A	✓
13-2	-169724	25 - 100 1 - 3 15/16	M14x1,5	63 2 1/2	5,7 1/4	16 5/8	28 1 1/8	3,61 7.960	68-2	13-B	✓
13-3	-041235	50 - 160 1 15/16 - 6 5/16	M18x1,5	87 3 7/16	7 1/4	18 11/16	35 1 3/8	7,325 16.152	68-3	13-C	✓

SERIES K-13
CASES AND SETS FOR ASSEMBLY AND DISASSEMBLY



The 9-piece disassembly device sets of the K-13 series are used for the disassembly of spherical and tapered roller bearings in craft, industry, and workshop when there is not enough space for jaws. The segments of the TRI-PULL are placed behind the bearing on the inner ring, ensuring a uniform force transmission over the entire bearing.

BENEFITS

- Application-oriented assembly for universal use
- By storing it in the box, the completeness of the set can be easily overviewed.





TECHNICAL ATTRIBUTES

#	GTIN	mm/inch	mm/inch	mm/inch	Max. tensile force kN	Max. tension force t/US t. sh.	kg/lb	Consists of	
13-A	-060786	260 10 1/4	12 - 50 1/2 - 1 15/16	13 1/2	50	5 5.51	0,3 0.662	68-1, 13-1, 19-1-S	✓
13-B	-060793	380 14 15/16	25 - 100 1 - 3 15/16	22 7/8	70	7 7.72	0,3 0.662	68-2, 13-2, 19-2-S	✓
13-C	-060809	430 16 15/16	50 - 160 1 15/16 - 6 5/16	27 1 1/16	100	10 11.02	0,3 0.662	68-3, 13-3, 19-3-S	✓

SERIES 222
SEAL RING DISASSEMBLY TOOLS



222-U 222-S 222-1

The seal ring removal tools of series 222 are used for extracting radial shaft seals, axial shaft seals, sealing sleeves, and other bearing seals in crafts, industry, and workshops. Depending on the available space, the pulling process can be carried out either with the extractor lever 222-U or the sliding hammer device with handle 222-S.

BENEFITS

- The Slide hammers with 2-component Powergrip ensure safe and comfortable working
- The ejector lever can be used universally in situations where the necessary space is available

TECHNICAL ATTRIBUTES

#	GTIN	L mm/inch	mm/inch	mm/inch	kg	kg/lb	Included in the set	DEUTSCHES WERKZEUG FWI
222-U	-777790	300 11 13/16			-	0,565 1.246	-	✓
222-S	-018497	650 25 9/16	400 15 3/4	240 9 7/16	0.5	1,265 2.789	K-222-1/7, K-222-A	✓
222-1	-035722	430 16 15/16	400 15 3/4	240 9 7/16	0.5	0,82 1.808	-	✓

SERIES K-222
SEAL RING PULLER SET (SIMMERRINGE®) IN CASE









The 11-piece seal ring puller set from the K-222 series is ideal for removing Simmerringe®, radial shaft seals, sealing sleeves, seals, as well as bearing and shaft seals. The set includes a seal ring extraction tool with a sliding hammer, a universal extractor lever, five picks and hooks in various shapes, a special screw set, two different extensions, and a replacement blade.

BENEFITS

- Application-oriented assembly for universal use
- By storing it in the case, the completeness of the set can be easily surveyed.
- Ergonomically contoured 2K comfort handle (PB Swiss) offers optimal grip and enables sensitive as well as powerful work

TECHNICAL ATTRIBUTES

#	GTIN	L mm/inch	mm/inch	mm/inch	kg	kg/lb	Consists of	DEUTSCHES WERKZEUG FWI
K-222-A New	-024450	300 11 13/16	400 15 3/4	240 9 7/16	0.5	2,895 6.383	222-1, 222-U, 222-S, 177-1, 177-2, 177-3, 177-4, 177-5, 222-1-100, 222-1-250, 222-1-50S, 222-E	✓

THE PULLER OF SERIES 68





MULTI-TRAVERSE WITH POWER NUT

The new multi-cross beam of series 68 provides space for up to four stud bolts. This guarantees a larger contact surface and thus a more even force distribution.

There are three small magnets attached beneath the cross beam, which are used to align and fix the power nut.

The power nut from KUKKO guarantees more force-saving clamping of tools and workpieces as well as driving without significant friction loss.

INCREASED TENSION FORCE



The power nut is located above the cross beam. By turning the power nut, the spindle is pulled upwards with increased force until the cylinder bushing is pulled out.

INCREASED PRESSURE FORCE



The power nut is located below the cross beam. By operating the hexagon, the spindle is pressed downwards. The power nut increases the applied force many times over.

SERIES 68
2-JAW PULLER



The combination pullers of series 68 can be combined with removing devices of series 13, internal extractors of series 21, ball bearing puller sets of series 69 and other parts. Thanks to the different positioning options of the power nut, the devices are suitable both for pressing off and pulling off (Push & Pull) components.

BENEFITS

- By screwing the separator and puller device, the highest stability when pulling is ensured.
- The foot bolts ensure a particularly firm standing when pulling off.
- Multi-Traverse with scale as adjustment aid for the foot bolts
- Due to its simple design, special pulling devices for series 68 can also be easily produced for in-house use







TECHNICAL ATTRIBUTES

#	GTIN	mm/inch	mm/inch	SW mm/inch	Nm/ft lb	Max. tensile force kN	Max. tension force t/US t. sh.	kg/lb		Included in the set	DEUTSCHES WERKZEUG FWI
68-0	-446641	20 - 110 13/16 - 4 5/16	75 2 15/16	13 1/2	40 29.50	15	1.5 1.65	0,3 0.662	15-00	-	✓
68-10	-009440	55 - 150 2 3/16 - 5 7/8	230 9 1/16	19 3/4	100 73.76	50	5 5.51	0,3 0.662	-	-	✓
68-1	-007385	58 - 150 2 5/16 - 5 7/8	160 6 5/16	13 1/2	70 51.63	50	5 5.51	1,555 3.429	19-1-S, 13-1	13-A	✓
68-2	-007392	68 - 244 2 11/16 - 9 5/8	280 11 1/32	22 7/8	120 88.51	70	7 7.72	5,25 11.576	19-2-S, 13-2	13-B	✓
68-3	-007408	75 - 310 2 15/16 - 12 3/16	330 12 1	27 1 1/16	280 206.53	100	10 11.02	0,3 0.662	19-3-S, 13-3	13-C	✓

SERIES K-68
MULTI-SIDE BOLT PULLER SET



The multi-side bolt puller sets of the K-68 series are used for pulling components with threaded holes. The pull and pressure sets impress with the KUKKO Power Nut Technology integrated into the crossbar, allowing for the exertion of force that would otherwise only be achievable through hydraulics. The position of the power nut can be changed immediately by pressing a button. When the power nut is positioned above the crossbar, increased tension force is achieved. If the power nut is positioned below the crossbar, the pressure force is increased.







TECHNICAL ATTRIBUTES

#				SW	Max. tensile force	Max. tension force			Consists of	
	GTIN	mm/inch	mm/inch	mm/inch	kN	t/US t. sh.		kg/lb		
K-68-A	-009136	100 3 15/16	20 - 110 13/16 - 4 5/16	13 1/2	15	1.5 1.65	M4, M5, M6, 1/4"-28 UNF	0,3 0.662	68-0	✓
K-68-B	-009143	205 8 1/16	58 - 150 2 5/16 - 5 7/8	13 1/2	50	5 5.51	M8, M10, 1/4"-28 UNF, 5/16"-24 UNF, 5/16"-18 UNC, 3/8"-16 UNC, 3/8"-24 UNF	6,9 15.215	68-1	✓
K-68-C	-009150	270 10 5/8	55 - 150 2 3/16 - 5 7/8	19 3/4	50	5 5.51	M10, M12, M14, 3/8"-16 UNC, 3/8"-24 UNF, 7/16"-14 UNC, 1/2"-13 UNC	0,3 0.662	68-10	✓

SERIES 29-A-69
UNIVERSAL PULLER SET FOR SEPARATOR, REMOVAL, AND BALL BEARINGS



The 12-piece Universal Puller, Separator, and Ball Bearing Puller Set of the series 29-A-69 is used for easy removal of bearings, drums, discs, pole wheels, and similar parts on motorcycles and other small engines. The set is suitable for separation, pulling, and disassembly of ball bearings.

BENEFITS

- Application-oriented assembly for universal use
- The screw connection of the separator and puller device ensures the highest stability during extraction.
- Screwing the separator jaws the other way into the puller device increases the bearing surface and allows for a gentler extraction.







TECHNICAL ATTRIBUTES

PRODUKTDETAILS

#	GTIN		mm/ inch	mm/ inch	mm/ inch	mm/ inch	mm/ inch	mm/ inch	kN	t/US t. sh.	kg/lb	Consists of	
29-A-69	-101878	6004, 6005, 6006, 6007, 6008, 6009, 6010, 6011, 6012, 6013, 6201, 6202, 6203, 6204, 6205, 6206, 6300, 6301, 6302, 6303, 6304, 6305	200 7 7/8	20 - 110 13/16 - 4 5/16	6 - 46 1/4 - 1 13/16	20 - 100 13/16 - 3 15/16	200 7 7/8	12 1/2	15	1.5 1.65	2,2 4.851	69-A, 225-150, 15-00	✓

REMOVING


Art.No. 139-1
S/N: 363388-4
122 - 144 mm
110 mm
0 - 35 mm
4 mm
QUALITY MADE IN GERMANY
KUKKO Werkzeugfabrik
Kleinbongartz & Kaiser oHG
Heinrich-Hertz-Str. 5
40721 Hilden | Germany
kukko.com

APPLICATION

Whether for extracting a stud bolt, removing a seal ring or pulling off a steering arm – KUKKO offers a variety of pullers for different applications, providing the perfect solution for even the biggest challenge.

WEDGE EXTRACTOR PLIERS SERIES 139

DESCRIPTION

The wedge extractor pliers for wedges in keyways are used for the easy and damage-free removal of stuck wedges from the keyways of shafts in craft, industry, and workshop settings. The pliers make it possible to loosen even tightly seated wedges from the keyways of drive shafts.

BENEFITS

- The adjustable spread of the clamping jaws enables variable application depending on the size of the stuck wedge
- The hand knobs for adjustment make the use of external tools unnecessary



139-1



Extracting a wedge

SEPARATING FORKS SERIES 135

DESCRIPTION

The separating forks of series 135 are used for loosening ball stud joints stuck in a conical seat, when removing steering arms, for the dismantling of shock absorbers, and for other separating operations of all kinds in automotive and industry.

BENEFITS

- The set includes sizes with different jaw openings for application in every case



135-1 | 135-3 | 135-5



Separating a control arm from the wheel suspension



PICKS AND HOOKS SERIES 177

DESCRIPTION

The picks with 2K comfort grip are used for removing stuck sealing washers, separating wires in a wiring harness, and other tasks in plumbing and automotive. The Picks & Hooks enable sensitive as well as powerful work thanks to their two-component handle and high-quality construction.

BENEFITS

- Thanks to the rotary cap and quick-rotation zone, the two-component handle allows secure and comfortable operation even with one hand
- The slim handle makes it possible to work in tight and hard-to-reach places



177-1 177-2 177-3 177-4 177-5 177-A

RETAINING RING PLIERS SERIES 728K

DESCRIPTION

The retaining ring pliers for external circlips are used for installing and dismantling circlips on shafts in craft, industry, and workshops. The simple, yet robustly forged design allows safe and fast work in every application.

BENEFITS

- The tips are stable and anti-slip; even in hard-to-reach places, the pliers allow comfortable working
- The pliers body and tips are oil-hardened and drop-forged from chrome-vanadium steel, delivering high durability and robustness



728K-A01



Removing a circlip

SEAL RING DISSASEMBLY TOOLS SERIES 222-U

DESCRIPTION

The seal ring disassembly tools of series 222 are used for extracting radial shaft seals, axial shaft seals, sealing sleeves, and other bearing seals in craft, industry, and workshops. Depending on available space, the pulling operation is carried out either with the extractor lever 222-U or the sliding hammer device with handle 222-S.

Benefits

- The sliding hammer with 2-component powergrip ensures safe and comfortable working
- The extractor lever is universally applicable in situations where there is enough space



222-U



222-S

STEERING ARM PULLER SERIES 204-44

DESCRIPTION

The mechanical universal steering arm puller of series 204-44 is used for pulling steering arms on medium and heavy commercial vehicles. Thanks to its solid and stable construction, it offers a variable solution for robust yet safe pulling of steering arms.

Benefits

- With increasing spindle pressure, the jaws grip the part to be pulled with automatically increasing force
- The exceptional robustness makes the steering arm puller the ideal tool for truck work



204-44

STUD EXTRACTOR SERIES 50

DESCRIPTION

Stud extractors are used to remove stud bolts or broken components in automotive and industry. KUKKO stud extractors are available in various diameters and designs.

Benefits

- During extraction, the stud bolt is within the area of the key and cannot break off
- The specially profiled knurled nut provides a surface for a secure grip
- Thanks to the grooved knurled nut, the stud bolt is firmly pressed against the internal teeth



50-1

DISASSEMBLY OF SPRING PINS AND GROOVED PINS - SERIES 223-0

DESCRIPTION

Dowel pin pullers of series 223-0 are used for the removal of spring pins and grooved pins. The three jaws mounted in the chuck can be adjusted to suit the specific application.
The micro-serration further increases the holding force to ensure a secure grip.
The ergonomically shaped, solid sliding weight allows optimal transfer of the applied force and achieves a strong impact effect..

Benefits

- Universally adjustable clamping range
- Increased force build-up through fine ratcheting of the jaws
- The shape of the sliding weight enables a high impact mass of the slide hammer with easy operation



223-1



223-2

SERIES 23
PULLER FOR GROOVE BALL BEARING INNER RINGS



The puller of series 23 is used for pulling shoulder bearing inner rings on alternators and electric motors in trades, workshops, and industry. Due to its design, this puller allows parts to be pulled that you can grip. Series 23 impresses with its stability and ease of use, ensuring safe pulling.

BENEFITS

- Crisis-proof tool perfect for the repair of various electric motors
- Ideal for removing deep bearings and shoulder bearing rings







TECHNICAL ATTRIBUTES

#	GTIN	mm/inch	mm/inch	kg/lb	Included in the set	
23	-012631	5 - 32 3/16 - 1 1/4	17 11/16	1,42 3.131	24-B, 24-C	✓

SERIES 223-0
DOWEL PIN PULLER WITH SLIDING HAMMER



The three Dowel pin puller tools in the 223-0 series are used for Removing tension pins and grooved pins. Depending on the model, the three claws can be adjusted to the respective application within a range of 1–8 mm, 1–13 mm, or 5–20 mm. The ergonomically shaped, solid sliding piece ensures optimal force transmission and generates a strong shock effect. A key is included for effortless tensioning and opening.

BENEFITS

- Universally adjustable spread up to 20 mm
- Increased power development through fine notching of the jaws
- The shape of the sliding piece allows for a high impact weight of the sliding hammer with simple application.
- The internal stop point prevents pinching and ensures a safe working process.
- If there is not enough space available, the impact weight can be reversed.

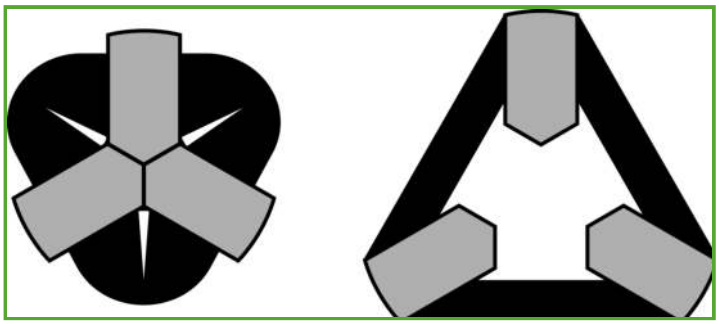



TECHNICAL ATTRIBUTES

#	GTIN	mm/inch	mm/inch	mm/inch	mm/inch	kg	kg/lb	
223-1 New	-917721	435 17 1/8	1 - 8 1/32 - 5/16	395 12 13/16	200 7 7/8	0.5	1 2.205	✓
223-2 New	-007088	395 15 9/16	1 - 13 1/32 - 1/2	290 11 7/16	250 9 13/16	1	2,13 4.697	✓
223-3 New	-024047	540 21 1/4	5 - 20 3/16 - 13/16	370 14 9/16	250 9 13/16	1.7	3,13 6.902	✓

SERIES 139
PULLING PLIERS FOR WEDGES IN GROOVES



The wedge extracting pliers in grooves is used for the easy and damage-free removal of stuck wedges from the key grooves of shafts in crafts, industry, and workshops. With the pliers, it is possible to loosen even strongly secured wedges from the key grooves of drive shafts. The series 139 impresses with its compactness and simple application method. Its construction is ideal for use on electric motors.

BENEFITS

- The adjustable span of the clamping jaws allows for variable application depending on the size of the stuck wedge.
- The handwheels for adjustment make the addition of external tools unnecessary.





TECHNICAL ATTRIBUTES

#	GTIN	mm/inch	mm/inch	mm/inch	kg/lb	
139-1	-779176	0 - 35 0 - 1 3/8	122 4 13/16	4 3/16	2,5 5.513	✓

SERIES K-363
PULLER AND PRESS SET



The puller and press set of the K-363 series enables the safe pressing out and pressing in of rubber bearings, sockets, and joint connections, as well as the removal and installation of press fits on Ball joints and U-Joints, drive shafts, and brake anchor bolts. Equipped with a robust C press frame, a sleeve holder, and three sleeves in various diameters, the set offers maximum flexibility and precise, efficient work on a wide variety of vehicles.

BENEFITS

- Versatile for use with trucks, vans, SUVs and selected cars
- Sleeve holder with quick-release for rapid sleeve replacement
- Eye on the C-press frame for secure fastening during operation and storage
- Plastic flap under the C press frame for mounting an AirTag tracking device







TECHNICAL ATTRIBUTES

#	GTIN	mm/ inch	mm/ inch	mm/ inch	mm/ inch	mm/ inch		mm	Nm/ft lb	Max. tension force t/US t. sh.	Number of parts	kg/lb	Consists of	
K-363-2-S New	-041877	170 6 11/16	65 2 9/16	76 x 3 x 55, 63 x 3 x 45, 51 x 2,6 x 45 2 1	25 1	45,7 1 13/16	G 5/8" / 14	W 1.1/2"-16 (55°, 16Gang)	250 184.40	10 11.02	6	5 11.025	36-2, 71-SR-14, 036305227, 03629503, 03629504, 03629505	✓

SERIES 135
SEPARATOR



The fork separators of series 135 are used for loosening ball pivot joints that are wedged in the cone seat, for loosening steering levers, for disassembling shock absorbers, and for other separation work of all kinds in automotive and industry. Their universal applicability makes the fork separators an important companion for disassembly and separation tasks.

BENEFITS

- The set includes sizes with various jaw openings for use in every case.



TECHNICAL ATTRIBUTES

#	GTIN	mm/inch	mm/inch	kg/lb	
135-1	-024856	310 12 3/16	18 11/16	0,74 1.632	✓
135-2	-024931	316 12 7/16	23 7/8	0,8 1.764	✓
135-3	-025013	319 12 9/16	29 1 1/8	0,815 1.797	✓
135-4	-025198	335 13 3/16	39 1 9/16	1,465 3.230	✓
135-5	-220531	340 13 3/8	45 1 3/4	1,28 2.822	✓

SERIES 177-0
PICKS AND HOOKS





The Picks & Hooks of the 177-0 series are suitable for loosening stuck sealing washers, removing oil seals, Separation of cables in wiring harnesses, and work in plumbing and automotive applications. Their ergonomically contoured 2K comfort handle provides optimal grip and enables both delicate and powerful work. The series includes various Picks & Hooks whose shapes are tailored to the specific application. All versions are available as individual items within the series.

BENEFITS

- Thanks to the rotating cap and quick-turn zone, the two-component handle allows for safe and comfortable one-handed operation.
- The narrow grip also allows work in tight and hard-to-reach places.
- The 2-component handle ensures maximum power transmission even with wet and oily hands.

TECHNICAL ATTRIBUTES

#	GTIN	Form	L mm/inch	Ø mm/inch	mm/inch	kg/lb
177-1 New	-854743	elbow	152 5 1	3,5 1/8	75 2 15/16	0,3 0.662
177-2 New	-854767	Tip	152 5 1	3,5 1/8	75 2 15/16	0,3 0.662
177-3 New	-854781	curved tip	152 5 1	3,5 1/8	75 2 15/16	0,3 0.662
177-4 New	-854811	L-tip	152 5 1	3,5 1/8	75 2 15/16	0,3 0.662
177-5 New	-854835	Round hook	152 5 1	3,5 1/8	75 2 15/16	0,3 0.662

SERIES 177/10
PICKS AND HOOKS





The Picks & Hooks of series 177/10 in a set of 10 are ideal for loosening stuck sealing washers, removing shaft seals, separating wires in wire harnesses, as well as for other tasks in plumbing and automotive. Their ergonomically contoured 2K comfort handle (PB Swiss) provides optimal grip and enables both delicate and powerful work. The high-quality workmanship ensures durability and precision. The series includes various Picks & Hooks, with shapes tailored to the specific application. Each set contains ten units of the same item.

BENEFITS

- Thanks to the rotating cap and quick-turn zone, the two-component handle allows for safe and comfortable one-handed operation.
- The narrow grip also allows work in tight and hard-to-reach places.
- The 2-component handle ensures maximum power transmission even with wet and oily hands.

TECHNICAL ATTRIBUTES

#	GTIN	Form	L mm/inch	Ø mm/inch	mm/inch	kg/lb
177-1/10 New	-854750	elbow	152 5 1	3,5 1/8	75 2 15/16	0,3 0.662
177-2/10 New	-854774	Tip	152 5 1	3,5 1/8	75 2 15/16	0,3 0.662
177-3/10 New	-854798	bent tip	152 5 1	3,5 1/8	75 2 15/16	0,3 0.662
177-4/10 New	-854828	L-tip	152 5 1	3,5 1/8	75 2 15/16	0,3 0.662
177-5/10 New	-854842	round jaws	152 5 1	3,5 1/8	75 2 15/16	0,3 0.662

SERIES 177-A
PICKS AND HOOKS



The 5-piece Picks & Hooks set of series 177-A is ideal for loosening seized sealing washers, removing shaft seals (Simmerringe), separating cables in wiring harnesses, and other tasks in plumbing and automotive. Its ergonomically contoured 2K comfort handle (PB Swiss) provides a secure hold and allows both delicate and powerful work. The high-quality workmanship also ensures durability and precision in application. The set includes five Picks & Hooks in different shapes for versatile applications.

BENEFITS

- Thanks to the rotating cap and quick-turn zone, the two-component handle allows for safe and comfortable one-handed operation.
- The narrow grip also allows work in tight and hard-to-reach places.
- The 2-component handle ensures maximum power transmission even with wet and oily hands.

TECHNICAL ATTRIBUTES

#	GTIN	Form	L mm/inch	Ø mm/inch	mm/inch	kg/lb
177-A New	-012815	Elbow, tip, bent tip, L-tip, round hook	152 5 1	3,5 1/8	75 2 15/16	0,3 0.662

SERIES 728-A
RETAINING RING PLIERS FOR ASSEMBLY AND REMOVAL ON SHAFTS



BENEFITS

- The tips are stable and slip-resistant; even in hard-to-reach places, you can work comfortably with the pliers.
- The plier body and the tips are oil-hardened and made of chrome-vanadium steel, offering high durability and resilience.
- The shape provides an unobstructed view of the work peaks.





TECHNICAL ATTRIBUTES

#	GTIN	L mm/inch	Ø mm/inch	kg/lb	Included in the set
728K-A0	-004346	135 5 5/16	3-10 1/8-3/8	0,1 0.221	-
728K-A1	-004384	135 5 5/16	10-25 3/8-1	0,95 2.095	728K-729
728K-A2	-004421	180 7 1/16	19 - 60 3/4-2 3/8	0,18 0.397	728K-729
728K-A3	-004469	225 8 7/8	40 - 100 1 9/16-3 15/16	0,315 0.695	-

SERIES 728-A-1
RETAINING RING PLIERS FOR EXTERNAL RINGS, BENT



Retaining ring pliers for external circlips are used for assembling and removing circlips on shafts in crafts, industry, and workshops. The simple, yet powerfully forged design enables safe and fast work in every application. The 728 series impresses with its variability. Depending on the diameter of the external circlip, the retaining ring pliers are available in various sizes and thus allow an application-specific approach.

BENEFITS

- The tips are stable and slip-resistant; even in hard-to-reach places, you can work comfortably with the pliers.
- The pivot and the tips are oil-hardened, forged from chrome-vanadium steel, and possess high durability and toughness.
- The form provides an unobstructed view of the work peaks.

TECHNICAL ATTRIBUTES

#	GTIN	L mm/inch	Ø mm/inch	kg/lb	Included in the set
728K-A01	-004360	135 5 5/16	3-10 1/8-3/8	0,95 2.095	-
728K-A11	-004407	135 5 5/16	10-25 3/8-1	0,1 0.221	728K-729
728K-A21	-004445	180 7 1/16	19 - 60 3/4-2 3/8	0,19 0.419	-
728K-A31	-004490	225 8 7/8	40 - 100 1 9/16-3 15/16	0,31 0.684	-

SERIES 729-J
RETAINING RING PLIERS FOR ASSEMBLY AND REMOVAL ON SHAFTS



BENEFITS

- The tips are stable and anti-slip; even in hard-to-reach places, you can work comfortably with the pliers.
- The pivot and the tips are oil-hardened, forged from chrome-vanadium steel, and possess high durability and toughness.
- The form provides an unobstructed view of the work peaks.





TECHNICAL ATTRIBUTES

#	GTIN	L mm/inch	Ø mm/inch	kg/lb	Included in the set
729K-J0	-004513	135 5 5/16	8-13 5/16-1/2	0,85 1.874	-
729K-J1	-004568	135 5 5/16	10-25 3/8-1	0,85 1.874	728K-729
729K-J2	-004605	180 7 1/16	19 - 60 3/4-2 3/8	0,155 0.342	728K-729
729K-J3	-004650	225 8 7/8	40 - 100 1 9/16-3 15/16	0,3 0.662	-

SERIES 729-J-1
RETAINING RING PLIERS FOR ASSEMBLY AND REMOVAL ON SHAFTS



BENEFITS

- The tips are stable and slip-resistant; even in hard-to-reach places, you can work comfortably with the pliers.
- The pivot and the tips are oil-hardened, forged from chrome-vanadium steel, and possess high durability and toughness.
- The form provides an unobstructed view of the work peaks.

TECHNICAL ATTRIBUTES

#	GTIN	L mm/inch	Ø mm/inch	kg/lb	Included in the set
729K-J01	-004537	135 5 5/16	8-13 5/16-1/2	0,9 1.985	-
729K-J11	-004582	135 5 5/16	10-25 3/8-1	0,85 1.874	728K-729
729K-J21	-004629	180 7 1/16	19 - 60 3/4-2 3/8	0,16 0.353	728K-729
729K-J31	-004674	225 8 7/8	40 - 100 1 9/16-3 15/16	0,31 0.684	-

SERIES 728K-729
RETAINING RING PLIERS SET



The 8-piece retaining ring pliers set is used for the assembly and disassembly of circlips on shafts and in bores in trades, industry and workshops. The simple yet robust forged design of the various retaining ring pliers enables safe and fast work in every application. Depending on the diameter and installation location of the circlip, the set includes various sizes and shapes, allowing the user to work in a case-oriented manner.

BENEFITS

- The tips are stable and slip-resistant; even in hard-to-reach places, you can work comfortably with the pliers.
- The pivot and the tips are oil-hardened, forged from chrome-vanadium steel, and possess high durability and toughness.
- The shape provides an unobstructed view of the work peaks.
- Application-oriented compilation for universal use
- By storing it in the set, the completeness of the set can be easily monitored.







TECHNICAL ATTRIBUTES

#	GTIN	L mm/inch	Ø mm/inch	kg/lb	Consists of
728K-729	-004322	135 - 180 5 5/16-7 1/16	10 - 60 3/8-2 3/8	1,17 2.580	728K-A1, 728K-A2, 728K-A11, 729K-J1, 729K-J2, 729K-J11, 729K-J21, 728K-A21

SERIES 50
STUD EXTRACTOR WITH INTERNAL TOOTHING

Series 50 stud extractors with internal serration are used for screwing in and unscrewing stud bolts or broken components in automotive and industrial applications. Stud extractors from KUKKO are available in various diameters and designs. The 50 series stands out with its particularly proven and robust design, especially under high loads.



BENEFITS

- The knurled wheel with a groove presses the stud bolt securely against the internal gearing.
- The stud bolt is in the area of the key during the extraction and cannot break off.
- The extra profiled knurled wheel has a surface for a secure grip.







TECHNICAL ATTRIBUTES

#	GTIN	SW mm/inch	mm/inch	kg/lb	
50-1	-019258	17 11/16	5 - 10 3/16-3/8	0,115 0.254	✓
50-2	-019333	27 1 1/16	8 - 19 5/16-3/4	0,43 0.948	✓
50-3	-019418	36 1 7/16	18 - 25 11/16-1	0,585 1.290	✓

SERIES 51
STUD EXTRACTOR WITH INTERNAL PROFILE

The stud extractor with internal toothing of series 51 is used for extracting studs or broken components in the automotive and industrial sectors. Kukko stud extractors are available in various diameters and designs. The series 51 impresses with its handy and cost-effective design.



BENEFITS

- The knurled wheel with a groove securely presses the stud bolt against the internal teeth.
- The stud bolt is in the area of the key during the extraction and cannot break off.
- The extra profiled knurled wheel has a surface for a firm grip.







TECHNICAL ATTRIBUTES

#	GTIN	SW mm/inch	mm/inch	kg/lb	
51-1	-019586	19 3/4	5 - 10 3/16-3/8	0,355 0.783	✓
51-2	-019661	19 3/4	8 - 19 5/16-3/4	0,37 0.816	✓
51-3	-019746	19 3/4	18 - 25 11/16-1	0,52 1.147	✓

SERIES 52
STUD EXTRACTOR WITH LARGE CLAMPING RANGE



The stud extractor with internal gearing from series 52 is used for extracting stud bolts or broken components in automotive and industrial applications. Kukko stud extractors are available in various diameters and designs. The series 52 has an especially large clamping range and allows for the grasping of short stud bolt ends due to the deep arrangement of the knurled wheel.

BENEFITS

- The knurled wheel with a groove securely presses the stud bolt against the internal teeth.
- The stud bolt is in the area of the key during the extraction and cannot break off.
- The extra profiled knurled wheel has a surface for a firm grip.

TECHNICAL ATTRIBUTES

#	GTIN	mm/inch	mm/inch	kg/lb	
52	-019821	19 3/4	5 - 19 3/16-3/4	0,525 1.158	✓

SERIES 53
STUD EXTRACTOR FOR TIGHT SPACES

Series 53 stud extractors with internal toothing are used for screwing in and unscrewing stud bolts or broken-off components in automotive and industrial applications. KUKKO stud extractors are available in various diameters and versions. Thanks to its design, series 53 can also be used in the tightest spaces and is operated using a box or socket wrench.

BENEFITS

- Operable with 1/2 inch ratchet as well as open-end wrench
- During the extraction, the stud bolt is located in the area of the key and cannot break off.
- Three rollers with a wedge mechanism ensure that the stud bolt is gripped increasingly tightly when rotated in one direction







TECHNICAL ATTRIBUTES

#	GTIN	mm/inch	mm/inch	mm/inch	mm/inch	mm/inch	kg/lb	Included in the set	
53-5	-137860	65 2 9/16	24 15/16	5 3/16	21 13/16	12,7 1/2	0,15 0.331	-	-
53-6	-342318	60 2 3/8	25 1	6 1/4	21 13/16	12,7 1/2	0,15 0.331	53-A	-
53-7	-866234	65 2 9/16	24 15/16	7 1/4	21 13/16	12,7 1/2	0,155 0.342	-	-
53-8	-342493	60 2 3/8	25 1	8 5/16	21 13/16	12,7 1/2	0,155 0.342	53-A	-
53-10	-342561	71 2 13/16	28 1 1/8	10 3/8	21 13/16	12,7 1/2	0,22 0.485	53-A	-
53-12	-342646	71 2 13/16	28 1 1/8	12 1/2	21 13/16	12,7 1/2	0,83 1.830	53-A	-
53-14	-984563	72 2 13/16	36 1 7/16	14 9/16	27 15/16		0,34 0.750	-	-

PRODUKTDETAILS

#	GTIN	mm/inch	mm/inch	mm/inch	mm/inch	mm/inch	kg/lb	Included in the set	
53-16	-388774	72 2 13/16	36 1 7/16	16 5/8	24 15/16		0,31 0.684	-	-
53-18	-137846	100 3 15/16	48 1 7/8	18 11/16	36 1 7/16		0,835 1.841	-	-
53-20	-745591	100 3 15/16	48 1 7/8	20 13/16	36 1 7/16		0,82 1.808	-	✓
53-22	-971082	100 3 15/16	48 1 7/8	22 7/8	36 1 7/16		0,73 1.610	-	-
53-24	-966774	100 3 15/16	48 1 7/8	24 15/16	36 1 7/16		0,795 1.753	-	-
53-30	-966781	125 4 15/16	63 2 1/2	30 1 3/16	46 1 13/16		1,66 3.660	-	-

SERIES 53-A
STUD EXTRACTOR SET FOR TIGHT SPACES



The stud extractor set of series 53 is used for extracting stud bolts or broken components in automotive and industry applications. Kukko stud extractors are available in various diameters and designs. The series 53 can also be used in the tightest spaces due to its design and is operated with a ring or socket wrench. The set includes 4 different extractors with various diameters from 6 – 12 mm.

BENEFITS

- Application-oriented assembly for universal use
- The knurled wheel with a groove securely presses the stud bolt against the internal toothing.
- During extraction, the stud bolt is located in the area of the key and cannot break.



TECHNICAL ATTRIBUTES

#	GTIN	mm/inch	mm/inch	mm/ inch	SW mm/inch	mm/inch	kg/lb	Consists of	DEUTSCHES WERKZEUG FWI
53-A	-222801	24-28 15/16-1 1/8	65-75 2 9/16-2 15/16	6, 8, 10, 12 1/4, 5/16, 3/8, 1/2	21 13/16	12,7 1/2	0,715 1.577	53-6, 53-8, 53-10, 53-12	✓





HYDRAULIC OIL

The hydraulic cylinders from KUKKO are capable of solving even extreme pulling problems. When manual, mechanical force reaches its limits, KUKKO offers various hydraulic solutions depending on the application, achieving pulling forces of up to 100 tons. The oil hydraulics guarantee maximum power transmission with minimal effort.

The hydraulic program includes, among others:

- Hollow piston cylinder
- Pressure cylinder
- Lifting cylinder
- Puller with Hydraulic cylinder
- Nut splitter
- Spreader

OIL HYDRAULICS



POWER OF OIL HYDRAULICS



max 10 t — SERIES Y-208



max 20 t — SERIES 129-5-H-0, 129-36-H



max 20 t — SERIES Y28-11



max 20 t — MOBILER, HYDRAULISCHER ABZIEHER “DAVID”



max 27,5 t — SERIES Y-21-E



max 30 t — SERIES CITARO



max 35 t — SERIES Y-180



max 50 t — SERIES Y-205, Y206



max 50 t — MOBILE, HYDRAULIC PULLER “GOLIATH”



max 75 t — MOBILE, HYDRAULIC KING PIN PRESS “AXLE”



max 75 t — SERIES Y-57



max 75 t — SERIES Y-165

0 t 5 10 15 20 25 30 35 40 45 50 55 60 65 70 75 100 t

10 t
30 t
100 t

MECHANICAL HAND TOOL (EXAMPLES)

EXTERNAL EXTRACTION



11-1-AV

INTERNAL EXTRACTION



Y21-E

SEPERATOR



Y-215-3

DISASSEMBLY



129-5-50-H10

+

HOLLOW PISTON CYLINDER

Hydraulic pressure cylinder with collar thread



SERIES YRE

Hydraulic hollow piston cylinder with collar thread



SERIES YRH

Lift cylinder



SERIES YSM

+

HYDRAULIC PUMP WITH HOSE



YHP-320



+

INTERACTION (IN APPLICATION)



Y28-11



Y28-205



Y28-180



129-5-50-H10

HOLLOW PISTON CYLINDER AS PRESSURE AND TENSION CYLINDER

1 **Rest state**



2 **Operating state**

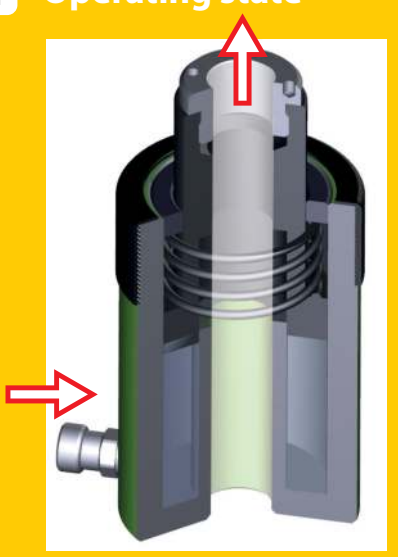

3 **Spring return**

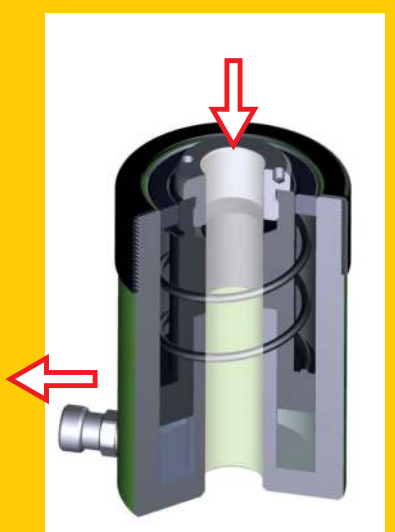

WITH 2- AND 3-JAW PULLER

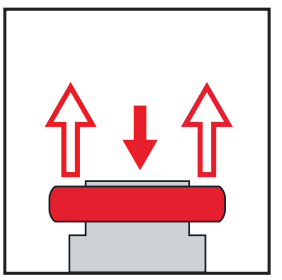

PRESSURE

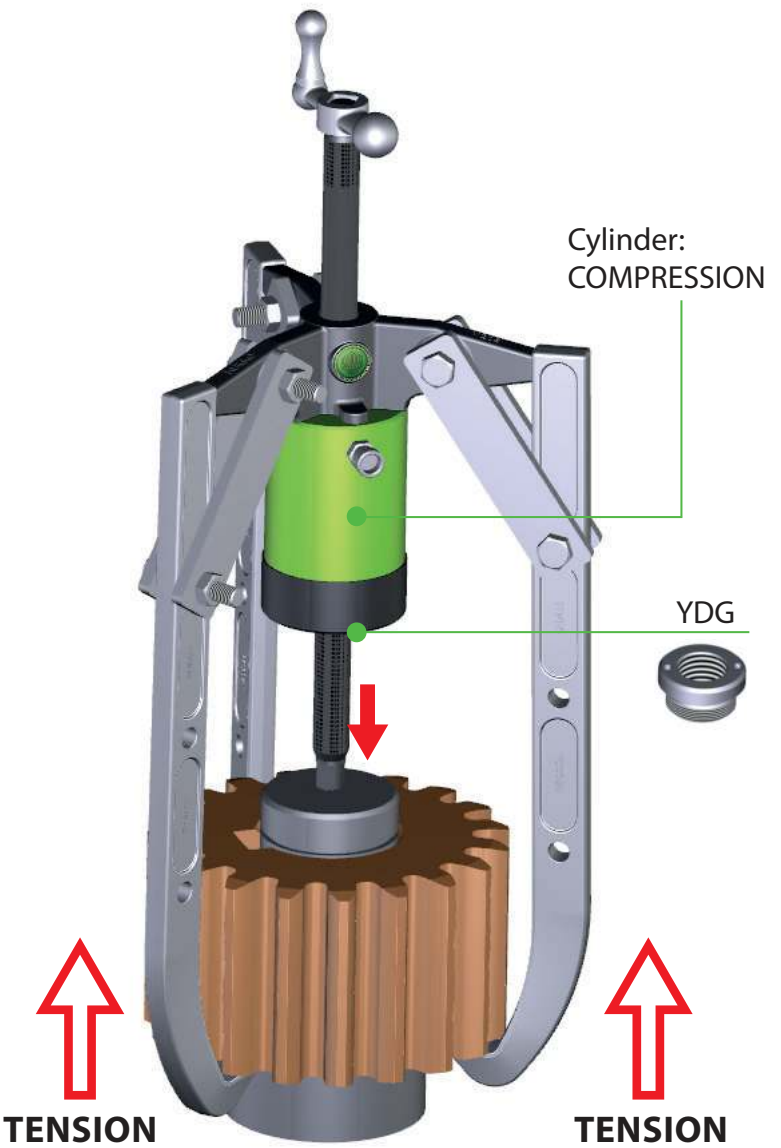

TENSION/COMPRESSION EXTRACTOR DEVICES: INTERNAL AND SEPARATION

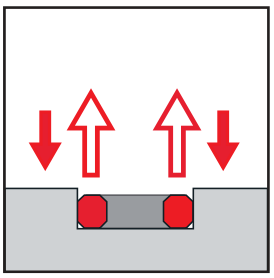

TENSION

The pressure pieces are screwed into the internal thread of the piston rod. The central spindle can either be inserted directly into the threaded piece or, when using a pressure piece with a smooth bore, attached and adjusted by means of the quick-adjusting nut. When the closed pressure piece is used, the cylinders can be employed as jacks.

PRESSURE

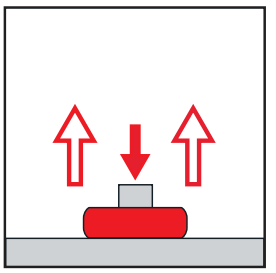

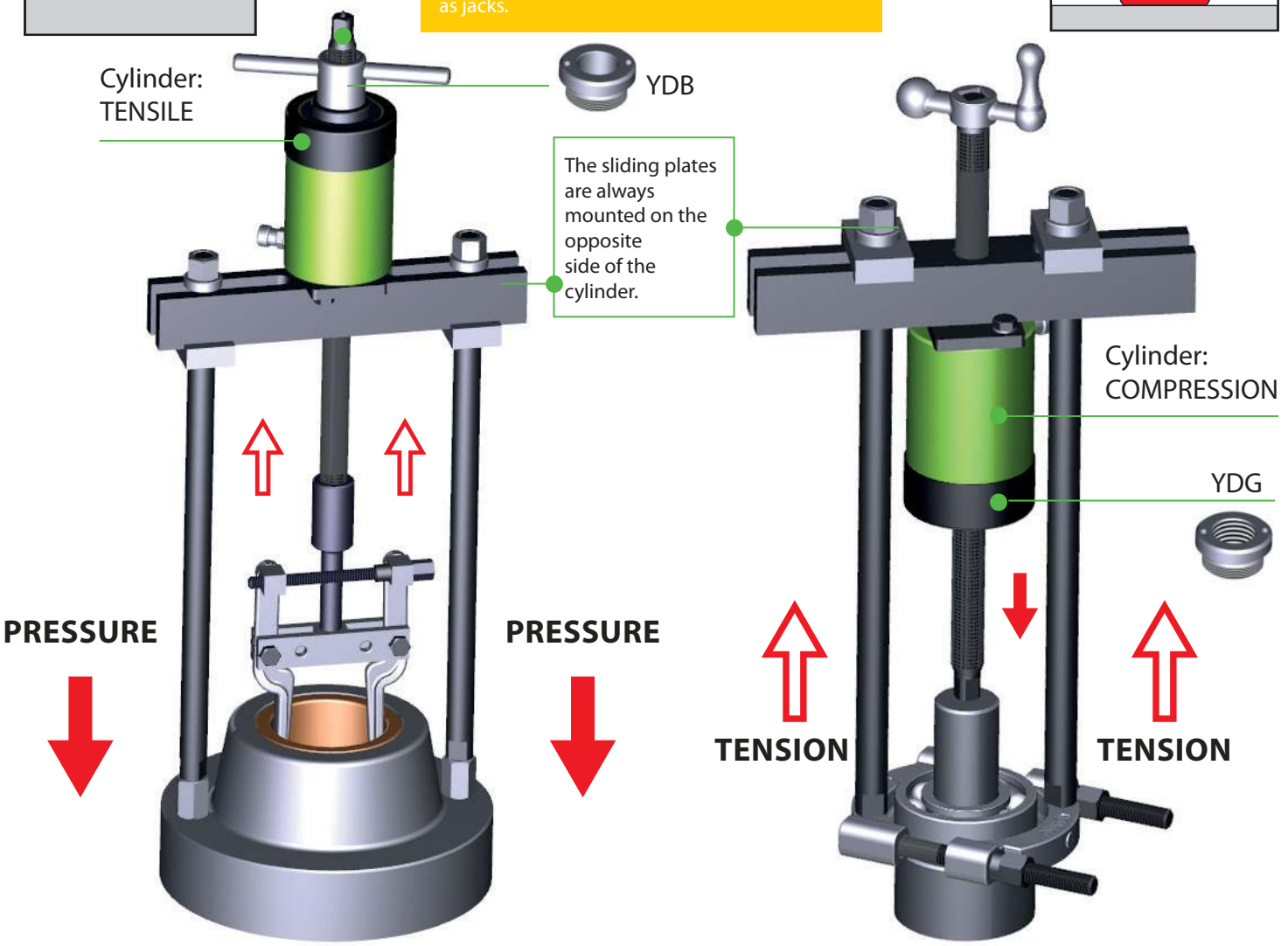

Pressing: hollow piston cylinder under the crossbar



Bearing seperator of a ball bearing from a heavy-duty wheel with puller Y28-180, separating knife Y-215-2 and hand pump YHP-325

Pulling: hollow piston cylinder above the crossbar



Disassembly of a cylindrical roller bearing with puller Y28-180, internal extractor Y-221-E and hand pump YHP-325

PRESSURE CYLINDER YRE

The hydraulic pressure cylinders with collar thread of the YRE series are designed for use with the KUKKO hydraulic program for operation in any position in trade, industry, and workshop. The model with large stroke length allows for force-saving and versatile work even in difficult pulling situations or when high force is required.

Benefits

- External thread on the cylinder head, internal thread in the piston rod, and mounting thread on the cylinder base enable easy assembly
- The integrated wiper removes contaminants from the piston, thereby extending the service life of the cylinder
- Preloaded return spring increases the retraction speed and thus the performance
- All models have a CR-400 coupling with dust cap

STRUCTURE OF A HYDRAULIC PRESSURE CYLINDER



APPLICATION EXAMPLES



Pulling of a pulley from a combine harvester with the Y18-208



Pulling of a pulley from a combine harvester with the Y18-208

HOLLOW PISTON CYLINDER YRH

The hydraulic hollow piston cylinders of the YRH series are designed for use with the KUKKO hydraulic program in trade, industry, and workshop. They can be used both as pressure and as tension cylinders and thus enable force-saving and versatile work even in difficult pulling situations or when high force is required.

Benefits

- External thread on the cylinder head, internal thread in the piston rod, and mounting thread on the cylinder base enable easy assembly
- The integrated wiper removes contaminants from the piston, thereby extending the service life of the cylinder
- Preloaded return spring increases the retraction speed and thus the performance
- All models have a CR-400 coupling with dust cap

STRUCTURE OF A HYDRAULIC HOLLOW PISTON CYLINDER



APPLICATION EXAMPLES



Pulling a pulley from a combine harvester with the Y28-205



Pulling a pulley from a combine harvester with the Y28-205

LIFT CYLINDER YSM

The lift cylinders of the YSM series are used with the KUKKO hydraulic program in trade, industry, and workshop when other cylinders are too large. Due to their small design, they can be used even in confined spaces and thus enable force-saving and versatile work even in difficult pulling situations or when high force is required.

Benefits

- All models have a CR-400 coupling with dust cap
- Mounting holes enable easy assembly
- Grooved piston ends make pressure pieces superfluous
- Preloaded return spring increases retraction speed and thus performance

STRUCTURE OF A HYDRAULIC LIFT CYLINDER



APPLICATION EXAMPLES



The lift cylinder YSM-200 assists in removing a wheel bearing on a tractor



The lift cylinder YSM-200 assists in removing a wheel bearing on a tractor

SCOPE OF DELIVERY



The hydraulic cylinder comes with a plastic box for protected storage.



The hydraulic cylinder is securely packed in the storage box and locked with a padlock.

SAFETY INSTRUCTIONS

Read the manual
Carefully read and follow the puller's manual to ensure proper handling.

Perform regular maintenance
Check the tool regularly for wear or damage and perform maintenance to ensure safety.

Safe storage
Properly store the puller tool in a dry and safe place to avoid damage.

Monitor pressure application
Ensure not to exceed the load limits specified by the manufacturer to avoid damage and injury. Apply hydraulic pressure evenly and in a controlled manner.

Wear personal protective equipment
Wear appropriate protective equipment, including safety glasses, gloves, and safety shoes, to avoid injury.

Hydraulic oil
Make sure that hydraulic hoses and connections are in good condition to prevent leaks. In case of leaks, stop work immediately and replace defective parts.

Safe workspace
Keep the work area clean and free of obstacles to avoid accidents. Ensure there is sufficient space for safe working.

Use protective cover
The accident protection cover serves to protect against accidents during pulling and disassembly work. The transparency of the material allows you to observe the process at any time during pulling.

HYDRAULIC PULLER "DAVID"

The hydraulic, mobile 3-jaw puller with adjustable reach "DAVID" is used for pulling large bearings, gears, and similar components in heavy industry, trade, and workshop. With a maximum load of 20 t, the puller offers a strong, hydraulic solution for otherwise difficult to handle pulling tasks for large parts.

Benefits

- DAVID guarantees parallel extraction even under full load
- The lever actuation is rotatable 360° for ergonomic operation from within the working area
- The descent operation for gentle load lowering reduces the risk of accidents thanks to the easily accessible valve
- Mobile at various worksites thanks to four swivel casters
- The three jaws ensure even load distribution and thus particularly secure hold on the part being pulled

STRUCTURE



APPLICATION EXAMPLE



The mobile hydraulic puller "DAVID" in use

HYDRAULIC PULLER "GOLIATH"

The mobile hydraulic puller "GOLIATH" is used for pulling large bearings, gears, and similar components in heavy industry, railways, power plants, and other applications. With a pulling force of up to 50 t, the hydraulic puller is the ideal solution for really large pulling operations. The puller can be used as both a 2-jaw and 3-jaw puller.

Benefits

- Hydraulics ensure easy and controlled extraction of particularly large and seized parts with minimal effort
- Y-shaped mobile frame with 4 smooth rolling rollers (including locking mechanism) enables easy and convenient set-up of the puller and guarantees a secure stand
- Hydraulic height adjustment guarantees comfortable working
- Magnetic closure ensures a quick change of the spindle tip (series 140)

STRUCTURE



APPLICATION EXAMPLES





The mobile hydraulic puller "GOLIATH" Goliath-556 when extracting a seized wheel bearing from a harbour crane

KING PIN PRESS “AXLE”

The hydraulic king pin press is used for quick pressing in and out of all common king pins on commercial vehicle front axles. The work unit is swiveling and adjustable for positioning, and the flat design enables work even on low vehicles.

Benefits

- The press can be used both when the axle is installed or removed
- The 360° swiveling lever actuation allows for ergonomic handling from within the workspace
- Thanks to mobile usability, flexibly positionable in the workshop

STRUCTURE



APPLICATION EXAMPLES



The hydraulic king pin press "AXLE" Y-AP-75 being positioned



The hydraulic king pin press "AXLE" Y-AP-75 is ready for use on a truck

NUT SPLITTER Y-57 WITH OIL HYDRAULICS

The pump-operated hydraulic nut splitter of the Y-57 series is used for splitting seized, rusted, or over-torqued nuts of all strength classes. In this splitting process, the threaded stud remains undamaged. The special TiN coating of the chisel has particularly good friction properties, allowing high cutting performance with little effort. The hydraulic pump ensures enormous splitting force of up to 90 t.

Benefits

- Splitting the nut without damaging the threaded bolt
- Enormous splitting force thanks to hydraulic pump
- TiN coating of the chisel guarantees higher cutting performance
- Also suitable for use in pipeline construction and other industries

STRUCTURE OF A HYDRAULIC NUT SPLITTER



DETAILS & OPERATION



The pump-operated hydraulic nut splitter additionally requires a hydraulic pump. This delivers the hydraulic oil into the splitter's inner cylinder. With increasing pressure, the piston is actuated. At the same time, the chisel is pressed against the nut to be split. The hydraulic force transmission results from the combination of hydraulic pump and nut splitter and guarantees maximum force transfer with minimal effort.



Detailed view of splitter chisel



Detailed view of hydraulic coupling

APPLICATION EXAMPLES



The single-edged, pump-hydraulic nut splitter Y-57 splitting a nut on a vehicle



Detailed view during the splitting process

SPREADER Y-165 WITH OIL HYDRAULICS

The hydraulic spreader of the Y-165 series is a technical device that creates expansion or spreading using hydraulic pressure. The hydraulic spreader consists of a cylinder in which a piston moves. Using hydraulic fluid, the piston is moved with high pressure, which opens the two arms of the spreader. The associated safety block ensures that the flanges are held in the spread position.

Benefits
- Hydraulics make the application of targeted pressure very efficient and controllable
- Hydraulics ensure maximum leverage
- Flexible use for various application situations
- Ergonomic design for user-friendly operation

STRUCTURE OF A HYDRAULIC SPREADER



DETAILS & OPERATION



The pump-operated hydraulic spreader also requires a hydraulic pump. This delivers the hydraulic oil into the inner cylinder of the spreader. As the pressure increases, the spreader wedges are forced apart. The hydraulic force transmission results from the combination of hydraulic pump and spreader and guarantees maximum force transmission with minimal effort.





The special toothing ensures that the spreader wedge has a better hold during use. This prevents the wedge from slipping or moving unintentionally. The toothing can also help to guide the wedge more evenly and precisely into the gap or space. The teeth enable more controlled and even spreading, which leads to better force distribution.

APPLICATION EXAMPLES



A hydraulic spreader of the Y-165 series with a safety block that holds the flanges in the spread position.



The hydraulic spreader of the Y-165 series with hydraulic hand pump when spreading a flange connection.

SERIES Y-205
HYDRAULIC 2-JAW PULLER WITH ADJUSTABLE REACH AND HYDRAULIC HOLLOW PISTON CYLINDER



The hydraulic 2-jaw puller with adjustable reach and hydraulic hollow piston cylinder for pump drive is used for pulling particularly large and seized bearings, gears, and discs in all common sizes for trade, workshop, and industry. The hydraulic hollow piston cylinder achieves a high pulling force of up to 50 t. This allows for the loosening of any component that is mounted on a shaft and is freely accessible from the outside. The oscillating jaws adapt to any installation situation and can be universally used due to the adjustable reach.

BENEFITS

- A hydraulic hollow piston cylinder ensures easy and controlled removal of particularly large and stuck parts with minimal effort.
- Adjustable puller jaws for individual adjustment of the reach due to multiple drilling in the puller jaws
- Oscillating puller jaws offer a variety of adjustment options.





TECHNICAL ATTRIBUTES

#	GTIN	mm/inch	mm/inch	Max. tensile force kN	Max. tension force t/US t. sh.	bar	kg/lb	
Y28-205	-036088	0 - 420 0 - 16 9/16	300 11 13/16	200	20 22.05	700	21,5 47.408	✓
Y28-215	-833915	0 - 420 0 - 16 9/16	600 23 5/8	200	20 22.05	700	26 57.330	✓
Y38-205	-037078	0 - 700 0 - 27 9/16	520 20 1/2	300	30 33.07	700	41 90.405	✓
Y58-205	-038068	0 - 1.000 0 - 39 3/8	700 27 9/16	500	50 55.12	700	9 19.845	✓
Y58-215	-854675	0 - 1.000 0 - 39 3/8	1.200 47 1/4	500	50 55.12	700	0,3 0.662	✓

SERIES Y0-205
2-JAW PULLER WITH SWIVELING EXTRACTOR JAWS (WITHOUT HYDRAULIC HOLLOW PISTON CYLINDER FOR PUMP DRIVE)



The 2-jaw pullers with swiveling jaws of the Y-205 series are used for pulling particularly large and stuck bearings, gears, discs, etc. in crafts, industry, and workshops. Due to their simple adjustability, the puller is also suitable for various pulling situations. A hydraulic hollow piston cylinder of the YRH series is also required for use.

BENEFITS

- Universally usable thanks to adjustable reach
- The greater the pulling force, the stronger the grip of the jaws on the workpiece being pulled.

TECHNICAL ATTRIBUTES

#	GTIN	mm/inch	mm/inch	Max. tensile force kN	Max. tension force t/US t. sh.	kg/lb		
Y20-205	-035906	0 - 420 0 - 16 9/16	300 11 13/16	200	20 22.05	11,425 25.192	YRH-202, Y205-20, Y206-30	✓
Y20-215	-833892	0 - 420 0 - 16 9/16	600 23 5/8	200	20 22.05	0,3 0.662	YRH-202	✓
Y30-205	-036996	0 - 700 0 - 27 9/16	520 20 1/2	300	30 33.07	25 55.125	YRH-302, Y305-20, Y306-30	✓
Y50-205	-037986	0 - 1.000 0 - 39 3/8	700 27 9/16	500	50 55.12	5 11.025	YRH-603, Y505-20, Y506-30	✓
Y50-215	-854651	0 - 1.000 0 - 39 3/8	1.200 47 1/4	500	50 55.12	0,3 0.662	YRH-603	✓

SERIES Y-206
HYDRAULIC 2-JAW AND 3-JAW PULLER WITH ADJUSTABLE REACH AND HYDRAULIC HOLLOW PISTON CYLINDER



The hydraulic 2-jaw and 3-jaw puller with adjustable reach and hydraulic hollow piston cylinder for pump drive is used for pulling off particularly large and stuck components. The hydraulic hollow piston cylinder achieves a high pulling force of up to 50 t. The oscillating jaws adapt to any installation situation and are universally applicable due to the adjustable reach.

BENEFITS

- Hydraulic hollow piston cylinder ensures easy and controlled removal of particularly large and stuck parts with minimal effort.
- Adjustable puller jaws for individual adjustment of the reach due to multiple drilling in the puller jaws
- Oscillating jaws offer a variety of adjustment options.
- 3-jaw ensures an even force distribution and allows for greater pulling forces.
- The mobile puller can be used as both a 2-jaw and a 3-jaw puller.

TECHNICAL ATTRIBUTES

#	GTIN	mm/inch	mm/inch	bar	Max. tensile force kN	Max. tension force t/US t. sh.	kg/lb	Included in the set	
Y28-206	-036248	0 - 500 0 - 19 11/16	300 11 13/16	700	200	20 22.05	31,48 69.413	Y28-256, Y28-200	✓
Y38-206	-037238	0 - 900 0 - 35 7/16	520 20 1/2	700	300	30 33.07	54 119.070	Y38-356, Y38-300	✓
Y58-206	-038228	0 - 1.200 0 - 47 1/4	700 27 9/16	700	500	50 55.12	125 275.625	Y58-556, Y58-500	✓
Y28-216	-833922	0 - 500 0 - 19 11/16	600 23 5/8	700	200	20 22.05	37 81.585	-	✓
Y58-216	-854682	0 - 1.200 0 - 47 1/4	1.200 47 1/4	700	500	50 55.12	0,3 0.662	-	✓

SERIES Y0-206
3-JAW PULLER WITH SWIVELING EXTRACTOR JAWS (WITHOUT HYDRAULIC HOLLOW PISTON CYLINDER FOR PUMP DRIVE)



The 3-jaw pullers with swiveling puller jaws of the Y-206 series are used for pulling particularly large and stuck bearings, gears, discs, etc., in crafts, industry, and workshops. Due to their easy adjustability, the puller is also suitable for various pulling situations. A hydraulic hollow piston cylinder of the YRH series is also required for use.

BENEFITS

- Universally applicable thanks to adjustable reach
- The larger the pulling force, the stronger the grip of the jaws on the workpiece being pulled.

TECHNICAL ATTRIBUTES

#	GTIN	mm/inch	mm/inch	Max. tensile force kN	Max. tension force t/US t. sh.	kg/lb		
Y20-206	-036163	0 - 500 0 - 19 11/16	300 11 13/16	200	20 22.05	16,44 36.250	YRH-202, Y205-20, Y206-30	✓
Y30-206	-037153	0 - 900 0 - 35 7/16	520 20 1/2	300	30 33.07	4 8.820	YRH-302, Y305-20, Y306-30	✓
Y50-206	-038143	0 - 1.200 0 - 47 1/4	700 27 9/16	500	50 55.12	8 17.640	YRH-603, Y505-20, Y506-30	✓
Y20-216	-833908	0 - 500 0 - 19 11/16	600 23 5/8	200	20 22.05	0,3 0.662	YRH-202	✓
Y50-216	-854668	0 - 1.200 0 - 47 1/4	1.200 47 1/4	500	50 55.12	0,3 0.662	YRH-603	✓

SERIES Y-208
MOBILE, 2-JAW AND 3-JAW PULLERS WITH PUMP HYDRAULIC AND ADJUSTABLE REACH





BENEFITS

- Hydraulic hollow piston cylinder ensures easy and controlled removal of particularly large and stuck parts with minimal effort.
- Adjustable puller jaws for individual adjustment of the reach due to multiple drilling in the puller jaws
- Oscillating jaws offer a variety of adjustment options.
- Thanks to the crossbar, the puller can be used for 2-jaw and 3-jaw pulling.
- 3-jaw ensures an even force distribution and allows for greater pulling forces

TECHNICAL ATTRIBUTES

#	GTIN	mm/inch	mm/inch	bar	Max. tensile force kN	Max. tension force t/US t. sh.	kg/lb	
Y08-208	-461774	0 - 250 0 - 9 13/16	215 8 7/16	625	45	4.5 4.96	5,39 11.885	✓
Y18-208	-461699	0 - 500 0 - 19 11/16	500 19 11/16	561	100	10 11.02	17,41 38.389	✓

SERIES Y0-208
3-JAW PULLER WITH SWIVELING JAWS (WITHOUT HYDRAULIC PRESSURE CYLINDER FOR PUMP DRIVE)



The 3-jaw combination pullers with swiveling puller jaws from series Y-208 are used for pulling particularly large and tight-fitting bearings, gears, discs, etc. in craft, industry, and workshops. Combination pullers can be used both as 3-jaw and 2-jaw. A hydraulic pressure cylinder with collar thread from series YRE is also required for application.

BENEFITS

- Universally applicable thanks to adjustable reach and number of hooks
- The larger the pull force, the stronger the grip of the jaws on the workpiece being pulled.

TECHNICAL ATTRIBUTES

#	GTIN	mm/inch	mm/inch	Max. tensile force kN	Max. tension force t/US t. sh.	kg/lb		
Y05-208	-172366	0 - 250 0 - 9 13/16	215 8 7/16	45	4.5 4.96	3,29 7.254	YRE-050	✓
Y10-208	-172441	0 - 500 0 - 19 11/16	500 19 11/16	100	10 11.02	1,32 2.911	YRE-101	✓

SERIES Y28-11
HYDRAULIC, EXTRA POWERFUL, 3-JAW PULLER WITH ADJUSTABLE REACH AND HOLLOW PISTON CYLINDER





The hydraulic, extra-strong 3-jaw puller with adjustable reach depth and hydraulic hollow piston cylinder for pump drive is used to remove particularly stubborn components. The hydraulic hollow piston cylinder achieves a high pulling force of a maximum of 20 t. The robust construction of the puller adapts to any pulling situation with its individually adjustable spread and reach depth.

BENEFITS

- A hydraulic hollow piston cylinder ensures easy and controlled removal of particularly large and stuck parts with minimal effort.
- Adjustable puller jaws for individual adjustment of the reach due to multiple drilling in the puller jaws
- 3-jaw provides an even distribution of force and allows for greater pulling forces.

TECHNICAL ATTRIBUTES

#	GTIN	mm/inch	mm/inch	mm/inch	bar	Max. tensile force kN	Max. tension force t/US t. sh.	kg/lb	
Y28-11-0	-469725	0 - 375 0 - 14 3/4	500 19 11/16	280 - 600 11 1/32 - 23 5/8	700	200	20 22.05	29 63.945	✓
Y28-11-1	-711640	0 - 520 0 - 20 1/2	500 19 11/16	280 - 600 11 1/32 - 23 5/8	700	200	20 22.05	33 72.765	✓
Y28-11-2	-711657	0 - 650 0 - 25 9/16	500 19 11/16	290 - 740 11 7/16 - 29 1/8	700	200	20 22.05	38 83.790	✓

SERIES Y20-11
2- AND 3-JAW PULLERS (WITHOUT HYDRAULIC HOLLOW PISTON CYLINDER)



The 3-jaw pullers with adjustable reach of the Y20-11 series are used for pulling particularly large and stuck bearings, gears, discs, etc. in crafts, industry, and workshops. The extra-strong design is capable, thanks to parallel jaws, of safely and efficiently pulling components in any position and under full load. A hydraulic hollow piston cylinder of the YRH series is also required for use.

BENEFITS

- Three-jaw design ensures an even load distribution and thus a particularly secure grip on the part being pulled.
- The pulling hooks can be moved on the crossbar, adjusted in length, and used as external and internal pullers in various pulling situations by turning them around.
- Suitable for removing asymmetrical workpieces due to adjustable hook positioning.
- Thanks to the adjustable length of the jaws, the puller can be adapted to different reaches

TECHNICAL ATTRIBUTES

#	GTIN	mm/inch	mm/inch	Max. tensile force kN	Max. tension force t/US t. sh.		
Y20-11-0	-469718	375 19 11/16	280 - 600 11 1/32 - 23 5/8	200	20 22.05	YRH-202	✓
Y20-11-1	-711626	500 19 11/16	280 - 600 11 1/32 - 23 5/8	200	20 22.05	YRH-202	✓
Y20-11-2	-711633	650 19 11/16	290 - 740 11 7/16 - 29 1/8	200	20 22.05	YRH-202	✓

SERIES Y-180
HYDRAULIC PULL/ PRESS EXTRACTOR WITH HYDRAULIC HOLLOW PISTON CYLINDER

The hydraulic puller of the Y-180 series is used for pulling particularly large and tight-fitting bearings, gears, discs, etc. by using separating knives and internal extractors in the trades, workshop and industry. The Y-180 series is used together with the Y-15 pulling device or the Y-21-E internal extractor and can therefore be used in two different ways.

BENEFITS

- Low effort for high pulling performance
- The internal extractor required for the application, or the pulling device, together with the hydraulic puller enables the easy and controlled removal of particularly tightly seated parts







TECHNICAL ATTRIBUTES

#	GTIN	mm/inch	mm/inch	Max. tensile force kN	Max. tension force t/US t. sh.	bar	kg/lb	Included in the set	
Y28-180	-036408	135 - 300 5 5/16 - 11 13/16	470 18 1/2	150	15 16.53	700	2,81 6.196	Y28-200, Y28-218	✓
Y38-180	-037498	180 - 420 7 1/16 - 16 9/16	520 20 1/2	250	25 27.56	700	37,68 83.084	Y38-318, Y38-300	✓
Y58-180	-038488	235 - 540 9 1/4 - 21 1/4	660 25 63/64	350	35 38.58	700	84 185.220	Y58-518, Y58-500	✓

SERIES Y0-180
PULLER DEVICE (WITHOUT HYDRAULIC HOLLOW PISTON CYLINDER FOR PUMP DRIVE)



The pullers of series Y-180 are used together with separating knives and internal extractors for Pulling particularly large and tight-fitting bearings, gears, discs, etc. in trade, industry, and workshops. The pullers are used with pulling devices of series Y-15 and internal extractors of series Y-21-E.

BENEFITS

- Ideal for the light and controlled removal of stuck parts
- Thanks to compatibility with other tools from the Y series, suitable for various applications

TECHNICAL ATTRIBUTES

#	GTIN	mm/inch	mm/inch	Max. tensile force kN	Max. tension force t/US t. sh.	kg/lb		
Y20-180	-036323	470 18 1/2	135 - 300 5 5/16 - 11 13/16	150	15 16.53	9,885 21.796	YRH-202	✓
Y30-180	-037313	520 20 1/2	180 - 420 7 1/16 - 16 9/16	250	25 27.56	2,83 6.240	YRH-302	✓
Y50-180	-038303	660 25 1	235 - 540 9 1/4 - 21 1/4	350	35 38.58	6 13.230	YRH-603	✓

SERIES Y-21-E
INTERNAL EXTRACTOR



The internal extractors of the Y-21-E series are used for extracting particularly stubborn, internal bearings, bearing outer rings, and sockets in crafts, workshops, and industry. The hydraulic system enables the application of very high forces that cannot be achieved with mechanical tools. The internal extractors of the Y-21-E series are combined with the hydraulic pullers of the Y-180 series.

BENEFITS

- The hydraulic puller Y-180 required in combination with the internal extractor allows for easy and controlled removal of particularly stubborn parts.
- Reducing workload guarantees maximum time savings
- Gentle removal thanks to adjustable hydraulic system

TECHNICAL ATTRIBUTES

#	GTIN	mm/inch	mm/ inch	mm	Max. tensile force kN	Max. tension force t/US t. sh.	kg/lb		Included in the set	
Y-221-E	-040856	30 - 180 1 3/16 - 7 1/16	135 5 5/16	1"-8 UNC	100	10 11.02	2,8 6.174	Y28-180	Y28-200, Y28-218	✓
Y-321-E	-042836	75 - 230 2 15/16 - 9 1/16	140 5 1/2	1 1/4 - 7" UNC	220	22 24.25	6,5 14.333	Y38-180	Y38-300, Y38-318	✓
Y-521-E	-044656	75 - 230 2 15/16 - 9 1/16	140 5 1/2	1 5/8" - 51 2UNS	275	27.5 30.31	7,3 16.097	Y58-180	Y58-518, Y58-500	✓

SERIES Y-15
PULLING DEVICE FOR HYDRAULIC TENSILE/ COMPRESSIVE PULLERS



The pulling devices in the Y-15 series are used for pulling off ball bearings, roller bearings, inner rings and other flush-mounted parts when there is not enough space for jaws and these first have to be separated. They are available in different sizes.

BENEFITS

- The hydraulic puller required in combination with the pulling device enables the easy and controlled removal of particularly tight-seated parts
- The sharp edges allow for a pulling action where other types of pullers are unusable.
- By screwing the separating and pulling device, the highest stability during pulling is ensured.
- If the separator jaws are screwed in the opposite direction into the puller device, the supporting surface is enlarged and is removed more gently.
- Due to its simple design, special pulling devices can also be easily made for the Y-15 series for your own use.

TECHNICAL ATTRIBUTES

#	GTIN	mm/ inch	mm/ inch	mm/ inch	mm/ inch	mm	mm/ inch	mm/ inch	mm/ inch	mm/ inch	mm/ inch	kg/lb		Included in the set	
Y-215-2	-172106	22 - 115 7/8 - 4 1/2	167 6 9/16	29,5 1 3/16	220 8 11/16	5/8"-18 UNF	67 2 5/8	0,5 1/64	9,1 3/8	41 1 5/8	24 15/16	2,86 6.306	Y28-180	818-100, 818-215	✓
Y-215-3	-039546	25 - 155 1 - 6 1/8	210 8 1/4	36 1 7/16	255 10 1/32	5/8"-18 UNF	78 3 1/16	0,5 1/64	11,2 7/16	50 1 15/16	32 1 1/4	2,88 6.350	Y28-180	818-150, 818-215, 845-855, 845-858, Y28-200, Y28-218	✓
Y-315-4	-398186	30 - 200 1 3/16 - 7 7/8	280 11 1/32	42 1 5/8	390 15 3/8	1"-14 UNS	103 4 1/16	2 1/16	15,6 5/8	65 2 9/16	41 1 5/8	11,865 26.162	Y38-180	Y38-300	✓
Y-215-4	-385629	30 - 200 1 3/16 - 7 7/8	280 11 1/32	42 1 5/8	390 15 3/8	5/8"-18 UNF	103 4 1/16	2 1/16	15,6 5/8	65 2 9/16	41 1 5/8	11,8 26.019	Y28-180	-	✓
Y-315-5	-041501	30 - 250 1 3/16 - 9 13/16	338 13 5/16	52 2 1/16	440 17 5/16	1"-14 UNS	116 4 9/16	2 1/16	14 9/16	70 2 3/4	46 1 13/16	2,11 4.653	Y38-180	Y38-318	✓
Y-515-5	-400063	30 - 250 1 3/16 - 9 13/16	338 13 5/16	52 2 1/16	440 17 5/16	1 1/4"-12 UNF	116 4 9/16	2 1/16	14 9/16	70 2 3/4	46 1 13/16	19 41.895	Y58-180	-	✓
Y-515-6	-043581	75 - 330 2 15/16 - 12 1	430 16 15/16	60 2 3/8	595 23 7/16	1 1/4"-12 UNF	130 5 1/8	2 1/16	16 5/8	70 2 3/4	55 2 3/16	39 85.995	Y58-180	Y58-518, Y58-500	✓
Y-515-7	-172281	80 - 420 3 1/8 - 16 9/16	545 21 7/16	60 2 3/8	670 26 3/8	1 1/4"-12 UNF	130 5 1/8	2 1/16	16 5/8	70 2 3/4	55 2 3/16	45 99.225	Y58-180	-	✓

SERIES YX8-X00
HYDRAULIC UNIVERSAL PULLER SET



The 18-piece hydraulic universal puller sets of series YXB-X00 are used for pulling, separating, and internal extraction of particularly large and tightly seated bearings, gears, discs, etc. in industry and commercial vehicles. The set requires no additional accessories for application. In addition to a hollow piston cylinder with hand pump, pressure gauge, and hose, the set includes 2-jaw and 3-jaw pullers, separating knives, internal extractors, counter stays, and extensions to ensure a universal solution for every situation.

BENEFITS

- By storing it in the metal box, the completeness of the set can be easily overviewed.
- Energy-saving and gentle removal even during heavy work
- The combination of hydraulics and the respective devices enables the easy and controlled removal of particularly stubborn parts.

TECHNICAL ATTRIBUTES

#	GTIN	mm/ inch	mm/ inch	mm/ inch	mm/ inch	mm/ inch	mm/ inch	bar	Max. tensile force kN	Max. tension force t/US t. sh.	kg/lb	Consists of	DEUTSCHES WERKZEUG FWI
Y28-200	-870828	50 - 500 1 15/16 - 19 11/16	0 - 300 0 - 11 13/16	30 - 180 1 3/16 - 7 1/16	25 - 155 1 - 6 1/8	135 - 300 5 5/16 - 11 13/16	1.000 39 3/8	700	200	20 22.05	85 187.425	Y-221-E, YHP-325, Y-215-3, YDB-27E, YRH-202, Y20-180, Y20-206, Y218-06-P, Y218-08-P, Y218-31-P, Y218-33, Y205-20, Y218-10, Y218-11, Y20-216	✓
Y38-300	-870835	50 - 900 1 15/16 - 35 7/16	0 - 520 0 - 20 1/2	75 - 230 2 15/16 - 9 1/16	30 - 250 1 3/16 - 9 13/16	180 - 420 7 1/16 - 16 9/16	1.200 47 1/4	700	300	30 33.07	188 414.540	Y-321-E, YHP-325, Y-315-5, YDB-33E, YRH-302, Y30-180, Y30-206, Y318-36-P, Y318-33, Y318-38-P, Y318-41-P, Y305-20, Y318-10, Y318-11	✓

PRODUKTDETAILS

#	GTIN	mm/ inch	mm/ inch	mm/ inch	mm/ inch	mm/ inch	mm/ inch	bar	Max. tensile force kN	Max. tension force t/US t. sh.	kg/lb	Consists of	
Y58-500	-870842	460 - 1.200 18 1/8 - 47 1/4	0 - 700 0 - 27 9/16	75 - 230 2 15/16 - 9 1/16	75 - 330 2 15/16 - 12 1	235 - 540 9 1/4 - 21 1/4	1.500 59 1/16	498	500	50 55.12	335 738.675	Y-521-E, YHP-325, Y-515-6, YDB-55E, YRH-603, Y50-180, Y50-206, Y518-08-P, Y518-31-P, Y518-33, Y505-20, Y518-10, Y518-11, Y50-216	✓

SERIES YX8-X18
HYDRAULIC PULLER SETS





The 13-piece hydraulic puller sets are used for separating and internally extracting particularly large and stuck bearings, gears, discs, etc. in industry and commercial vehicles. The set does not require any additional accessories for application. In addition to a hollow piston cylinder with hand pump, pressure gauge, and hose, the set includes separating knives, internal extractors, counter stays, and extensions to ensure a universal solution for internal extraction and separation.

BENEFITS

- Through the storage in the metal box, the completeness of the set can be easily overviewed.
- Energy-saving and gentle extraction even for heavy-duty tasks
- The combination of hydraulics and the respective devices allows for the easy and controlled removal of particularly stubborn parts.

TECHNICAL ATTRIBUTES

#	GTIN	mm/inch	mm/inch	mm/inch	mm/inch	bar	Max. tensile force kN	Max. tension force t/US t. sh.	kg/lb	Consists of	DEUTSCHES WERKZEUG FWI
Y28-218	-036651	135 - 300 5 5/16 - 11 13/16	1.000 39 3/8	30 - 180 1 3/16 - 7 1/16	25 - 155 1 - 6 1/8	394	150	15 16.53	6 13.230	Y-221-E, YHP-325, Y-215-3, YDB-27E, YRH-202, Y20-180, Y218-06-P, Y218-08-P, Y218-31-P, Y218-33, Y218-10, Y218-11	✓
Y38-318	-037641	180 - 420 7 1/16 - 16 9/16	1.200 47 1/4	75 - 230 2 15/16 - 9 1/16	30 - 250 1 3/16 - 9 13/16	514	250	25 27.56	115 253.575	Y-321-E, YHP-325, Y-315-5, YDB-33E, YRH-302, Y30-180, Y318-36-P, Y318-33, Y318-38-P, Y318-41-P, Y318-10, Y318-11	✓

PRODUKTDETAILS

#	GTIN	mm/inch	mm/inch	mm/inch	mm/inch	bar	Max. tensile force kN	Max. tension force t/US t. sh.	kg/lb	Consists of	
Y58-518	-038891	235 - 540 9 1/4 - 21 1/4	1.500 59 1/16	75 - 230 2 15/16 - 9 1/16	75 - 330 2 15/16 - 12 1	348	350	35 38.58	22 48.510	Y-521-E, YHP-325, Y-515-6, YDB-55E, YRH-603, Y50-180, Y518-08-P, Y518-31-P, Y518-33, Y518-10, Y518-11	✓

SERIES YX8-X56
HYDRAULIC EXTERNAL PULLER SETS



The 9- and 15-piece hydraulic puller sets are used for extracting particularly large and stubborn bearings, gears, discs, etc. in industry and commercial vehicles. The set does not require any additional accessories for use. In addition to a hydraulic hollow piston cylinder with hand pump, pressure gauge, and hose, the set includes 2-jaw and 3-jaw pullers to provide a solution for various situations during external extraction.

BENEFITS

- Application-oriented assembly for universal use
- Through the storage in the metal box, the completeness of the set can be easily overviewed.
- Energy-saving and gentle extraction even for heavy-duty tasks
- The combination of hydraulics and the respective devices enables the easy and controlled removal of particularly stubborn parts.

TECHNICAL ATTRIBUTES

#	GTIN	mm/inch	mm/inch	bar	Max. tensile force kN	Max. tension force t/US t. sh.	kg/lb	Consists of	
Y28-256	-036811	50 - 500 1 15/16 - 19 11/16	0 - 300 0 - 11 13/16	700	200	20 22.05	68 149.940	YHP-325, YRH-202, Y20-206, Y205-20, Y218-10, Y218-11, Y20-216	✓
Y38-356	-037801	50 - 900 1 15/16 - 35 7/16	0 - 520 0 - 20 1/2	700	300	30 33.07	93,42 205.991	YHP-325, YRH-302, Y30-206, Y305-20, Y318-10, Y318-11	✓
Y58-556	-038631	100 - 1.200 3 15/16 - 47 1/4	0 - 700 0 - 27 9/16	498	500	50 55.12	175 385.875	YHP-325, YRH-603, Y50-206, Y505-20, Y518-10, Y518-11, Y50-216	✓

SERIES GOLIATH
MOBILE HYDRAULIC PULLER "GOLIATH" WITH ADJUSTABLE REACH



The mobile hydraulic puller “GOLIATH” is used for pulling off large bearings, gears, and similar components in the heavy industry, railway, power plants, and other applications. With a pulling force of up to 50 tons, the hydraulic puller is the ideal solution for truly large pulling processes. The application of the pulling force on the pressure cylinder equipped with a central pressure spindle is performed by a two-stage electric-hydraulic pump, which is operated via remote control. The puller can be used as both a 2-jaw and a 3-jaw puller.

BENEFITS

- Hydraulics ensure easy and controlled removal of particularly large and seized parts with minimal effort.
- Hydraulic height adjustment guarantees comfortable working
- The Y-shaped, mobile supporting frame with the 4 smooth rolling rollers (including locking capability) allows for easy and comfortable attachment of the puller and guarantees a secure stance.
- The hydraulic puller can be used as both a 2-jaw and a 3-jaw tool.







TECHNICAL ATTRIBUTES

#	GTIN	mm/inch	mm/inch	mm/inch	bar	V	Max. tensile force kN	Max. tension force t/US t. sh.	kg/lb	
Goliath-256	-102714	0 - 500 0 - 19 11/16	300 11 13/16	400 - 1000 15 3/4-39 3/8	700	230 V	200	20 22.05	225 496.125	✓
Goliath-356	-102752	0 - 900 0 - 35 7/16	520 20 1/2	400 - 1000 15 3/4-39 3/8	700	230 V	300	30 33.07	257 566.685	✓
Goliath-556	-102783	0 - 1.200 0 - 47 1/4	700 27 9/16	400 - 1000 15 3/4-39 3/8	700	230 V	500	50 55.12	328 723.240	✓

SERIES GOLIATH-218
MOBILE HYDRAULIC PULLER "GOLIATH" WITH ADJUSTABLE REACH



The hydraulic cylinders from KUKKO are capable of solving even extreme pulling problems. When manual, mechanical force reaches its limits, KUKKO offers various hydraulic solutions depending on the application, achieving pulling forces of up to 100 tons. The oil hydraulics guarantee maximum power transmission with minimal effort.

The hydraulic program includes, among others:
- Hollow piston cylinder
- Pressure cylinder
- Lifting cylinder
- Puller with Hydraulic cylinder
- Nut splitter
- Spreader

BENEFITS

- Enables tremendous pulling forces of up to 50 t
- Hydraulic height adjustment and mechanical fine adjustment ensure precise work.
- The application of the pull-off force is achieved through a two-stage electric hydraulic pump.
- Simple and convenient attachment of the puller via Y-shaped, movable frame with 4 smooth rolling rollers.

TECHNICAL ATTRIBUTES

#	GTIN	mm/inch	mm/inch	mm/inch	bar	V	Max. tensile force kN	Max. tension force t/US t. sh.	kg/lb	
Goliath-218	-102707	300 11 13/16	25 - 155 1 - 6 1/8	400 - 1000 15 3/4-39 3/8	700	230 V	200	20 22.05	213 469.665	✓
Goliath-318	-102745	520 20 1/2	30 - 250 1 3/16 - 9 13/16	400 - 1000 15 3/4-39 3/8	700	230 V	300	30 33.07	299 659.295	✓
Goliath-518	-102776	520 20 1/2	80 - 420 3 1/8 - 16 9/16	400 - 1000 15 3/4-39 3/8	700	230 V	500	50 55.12	361 796.005	✓

SERIES GOLIATH-200
MOBILE HYDRAULIC PULLER "GOLIATH" WITH ADJUSTABLE REACH



The mobile, hydraulic pulling device "GOLIATH" is used for Removing large bearings, gears and similar components in heavy industry, in railways and power plants, as well as other applications. With a pulling force of up to 50 t, the "GOLIATH" is the solution for truly large pulling operations.

BENEFITS

- Enables tremendous pulling forces of up to 50 t
- Hydraulic height adjustment and mechanical fine adjustment ensure precise work.
- The application of the pulling force is carried out by a two-stage electro-hydraulic pump.
- Simple and comfortable mounting of the puller through Y-shaped, movable support frame with the 4 smooth rolling rollers.

TECHNICAL ATTRIBUTES

#	GTIN	mm/ inch	mm/inch	mm/inch	mm/inch	bar	V	Max. tensile force kN	Max. tension force t/US t. sh.	kg/lb	
Goliath-200	-102691	0 - 500 0 - 19 11/16	300 11 13/16	25 - 155 1 - 6 1/8	400 - 1000 15 3/4-39 3/8	700	230 V	200	20 22.05	263 579.915	✓
Goliath-300	-102738	0 - 900 0 - 35 7/16	520 20 1/2	30 - 250 1 3/16 - 9 13/16	400 - 1000 15 3/4-39 3/8	700	230 V	300	30 33.07	335 738.675	✓
Goliath-500	-102769	0 - 1.200 0 - 47 1/4	700 27 9/16	80 - 420 3 1/8 - 16 9/16	400 - 1000 15 3/4-39 3/8	700	230 V	500	50 55.12	0,3 0.662	✓

SERIES DAVID
MOBILE 3-JAW HYDRAULIC PULLER "DAVID" WITH ADJUSTABLE REACH



The hydraulic, mobile 3-jaw puller with adjustable reach "DAVID" is used for pulling large bearings, gears, and similar components in heavy industry, trade, and workshops. With a maximum load capacity of 20 tons, the puller provides a strong, hydraulic solution for otherwise difficult tasks in pulling large parts. The jaws are adjustable in length and can be adapted to the required reach.

BENEFITS

- Even under full load, the DAVID ensures parallel pulling.
- The three-jaw design guarantees even load distribution and thereby a particularly secure hold on the part to be pulled off.
- The lever actuation is rotatable by 360° for ergonomic operation from the work area.
- The lowering device for controlled load lowering reduces the risk of accidents thanks to the easily accessible valve.
- Through the four swivel casters, it can be used mobile at different workplaces.







TECHNICAL ATTRIBUTES

#	GTIN	mm/inch	mm/inch	mm/inch	bar	Max. tensile force kN	Max. tension force t/US t. sh.	kg/lb	
YHU-S-Y28-11-1	-060144	0 - 520 0 - 20 1/2	500 19 11/16	165 - 890 6 1/2-35 1/32	700	200	20 22.05	24 52.920	✓

SERIES AXLE
MOBILE HYDRAULIC AXLE PIN PRESS "AXLE"



The hydraulic king pin press "AXLE" of the Y-AP-75 series was developed specifically for the fast and safe pressing in and out of all common king pins on commercial vehicle front axles. The press frame is of heavy-duty design. The press is freely rotatable and lockable. The extended scope of delivery includes a pneumatic-hydraulic pump with pressure gauge, hose and coupling (YPP-525) as well as an 8-piece pressure bolt set (Y-AP-371). This makes the king pin press ready for immediate use. Optionally, two additional bolt and socket sets for MAN (Y-AP-372) and Daimler Truck (Y-AP-373) are available.

BENEFITS

- The press can be used both in the assembled and disassembled state of the axle.
- The 360° swiveling lever actuation enables ergonomic operation from within the work area
- The drain actuation is easily accessible through a well-accessible rotary valve and can be dosed to effectively prevent accidents.
- Flexible positioning in the workshop due to mobile application capability
- Wide working height range

Druckbolzen | Pressure Bolts

Durchmesser | Diameter	**Länge** | Length
21,5 mm	150 mm
24,5 mm	150 mm
29 mm	120 mm
35 mm	120 mm
29 mm	220 mm
35 mm	220 mm
39 mm	120 mm
39 mm	220 mm



TECHNICAL ATTRIBUTES

#	GTIN	mm/ inch	mm/ inch	mm/ inch	mm/inch	bar	°	Max. pressing force t/US t. sh.	kg/lb	Consists of	
Y-AP-75	-691157	370 14 9/16	615 24 3/16	1.100 43 5/16	155 6 1/8	700	360	75 82.67 tn sh	286 630.630	YPP-525, Y-AP-371	✓

SERIES CITARO
MOBILE HYDRAULIC HUB PULLER "CITARO"





The hydraulic hub puller "Citaro" is used for pulling wheel hubs in the automotive industry. It allows for the perfect loosening of very stuck, difficult-to-remove wheel hubs. The 30 t pressure cylinder enables a time-saving and versatile application, even with stubborn parts.

BENEFITS

- For quick and easy positioning on the vehicle, the work unit is pivotable and pre-adjustable.
- The lever actuation allows ergonomic operation from the work area thanks to 360° swivel capability.
- The overload protection and the lowering device with easily accessible rotary valve reduces the risk of injury.
- Thanks to the 4 swivel casters and easy adjustability, it can be used mobilly at any time.
- The flat design allows working on low-lying vehicles.

TECHNICAL ATTRIBUTES

#	GTIN	bar		Max. tensile force kN	Max. tension force t/US t. sh.	kg/lb	
YHU-S-Citaro	-060137	700	M16x1,5, M18x1,5, M20x1,5	300	30 33.07	2 4.410	✓

SERIES Y-60-000
HYDRAULIC HUB PULLER





The hydraulic hub puller for commercial vehicles and low-floor buses is used for the safe and quick disassembly of the wheel hub in commercial vehicles and buses in the automotive industry. The bolt circle plate and the 30 t pressure cylinder are capable of loosening very tight and difficult-to-remove wheel hubs.

BENEFITS

- The hole circle disc with various radii and drill diameters allows for use with a variety of models.
- By storing it in the box, the completeness of the set can be easily overviewed.
- The pulling process protects the hub bearings and removes them quickly and without damage.

TECHNICAL ATTRIBUTES

#	GTIN	mm/inch	bar		Max. tensile force kN	Max. tension force t/US t. sh.	kg/lb	
Y-60-100	-356780	168,184,190 6 5/8, 7 1/4, 7 1/2	700	M16x1,5, M18x1,5, M20x1,5	300	30 33.07	37 81.585	✓
Y-60-200	-104060	225, 275, 335 8 7/8, 10 13/16, 13 3/16	700	M22 x 1,5	300	30 33.07	37 81.585	✓

SERIES 129-5-H-0
2-JAW AND 3-JAW PULLER WITH HYDRAULIC LIFTING CYLINDER





The 129 series puller with hydraulic lift cylinder is used to hydraulically press out the ball pins when removing ball joints on tie rods and steering rods specifically for trucks and low-floor buses. A hydraulic pump is required for operation.

BENEFITS

- The hydraulic presses are powered by a hydraulic cylinder, allowing for controlled and safe operation.
- The extra powerful version of the base body and reinforced fork is particularly suitable for heavy trucks and low-floor buses.
- With the center spindle, the press can be adjusted and pre-tensioned.
- Suitable for the following vehicle types: Mercedes Benz: ACTROS, ATEGO from 18 tons, SKO 405, -N, -GN (low-floor buses), MAN: F2000, TG, A 23 (low-floor articulated buses), Scania: series 3 and 4, Icarus.
- Depending on the space requirements, the mechanical drive spindle can be operated by conversion from above or below.

TECHNICAL ATTRIBUTES

#	GTIN	mm/inch	mm/inch	mm/inch	mm/inch	Max. tensile force kN	Max. tension force t/US t. sh.	bar	kg/lb	
129-5-45-H10	-333361	28,5 1 1/8	45 1 3/4	6 1/4	120 4 3/4	100	10 11.02	700	8,28 18.257	✓
129-5-45-H20	-333422	28,5 1 1/8	45 1 3/4	6 1/4	120 4 3/4	200	20 22.05	700	9,57 21.102	✓
129-5-50-H10	-000317	28,5 1 1/8	55 2 3/16	6 1/4	120 4 3/4	100	10 11.02	700	7,65 16.868	✓
129-5-50-H20	-000324	28,5 1 1/8	55 2 3/16	6 1/4	120 4 3/4	200	20 22.05	700	9,2 20.286	✓

SERIES YRH
HOLLOW PISTON CYLINDER

The hydraulic hollow piston cylinders of the YRH series are used for application with the KUKKO hydraulic program in crafts, industry, and workshops. They can be used both as pressure and traction cylinders, enabling a force-saving and versatile operation even in challenging extraction situations or when a lot of force is needed.



BENEFITS

- All models feature a CR-400 coupling sleeve with dust cap.
- External threads on the cylinder head, internal threads on the piston rod, and mounting threads on the cylinder base allow for easy assembly.
- Tensioned retractable spring increases the insertion speed and thereby enhances the performance.
- The integrated scraper removes contaminants from the piston, thereby extending the life of the cylinder.







TECHNICAL ATTRIBUTES

#	GTIN	mm/ inch	mm/ inch	mm/ inch				mm/ inch	bar	cm³	Max. tensile force kN	Max. tension force t/US t. sh.	kg/lb	
YRH-132	-854460	73 2 7/8	133 5 1/4	60 2 3/8	2 3/4"-12 UN	3/4"-16 UN	-	8 5/16	700	0.00001 m³	130	13 14.33	2,4 5.292	✓
YRH-202	-046711	99 3 7/8	160 6 5/16	162 6 3/8	3 7/8"-12 UN	1 9/16"-16 UN	1"-8 UNC	50 1 15/16	700	0.000173 m³	200	20 22.05	7,575 16.703	-
YRH-206	-870934	99 3 7/8	160 6 5/16	306 12 1/16	3 7/8"-12 UN	1 9/16"-16 UN	1"-8 UNC	150 5 7/8	700	0.000527 m³	200	20 22.05	14,185 31.278	✓
YRH-302	-046896	117 4 5/8	177 6 15/16	178,5 7 1/32	4 1/2"-12 UN	1 7/8"-16 UN	1 1/4"-7 UNC	65 2 1/2	700	0.00031 m³	300	30 33.07	1,7 3.749	-
YRH-603	-046971	159 6 1/4	219 8 5/8	247,5 9 3/4	6 1/4"-12 UN	2 3/4"-16 UN	1 5/8"-5 1/2 UNS	75 2 15/16	700	0.00068 m³	600	60 66.14	3 6.615	-

SERIES YRE
HYDRAULIC PRESSURE CYLINDERS WITH COLLAR THREAD

The hydraulic pressure cylinders with collar threads of the YRE series are used with the KUKKO hydraulic program for application in all situations in crafts, industry, and workshops. The model with a large stroke length allows for energy-saving and versatile work even in difficult pulling situations or when a lot of force is required.



BENEFITS

- All models have a CR-400 coupling sleeve with dust cap.
- External threads on the cylinder head, internal threads on the piston rod, and fastening threads on the cylinder bottom enable easy assembly.
- The prestressed retractable spring increases the retraction speed and thus boosts performance.
- The integrated wiper removes contaminants from the piston and thereby extends the lifespan of the cylinder.





TECHNICAL ATTRIBUTES

#	GTIN	mm/ inch	mm/ inch	mm/ inch	mm/ inch		mm/inch	bar	cm³	Max. tensile force kN	Max. tension force t/US t. sh.	kg/lb	
YRE-050	-046551	38 1 1/2	98 3 7/8	216 8 1/2	25 1	1 1/2"-16UN	125 4 15/16	700	0.0001 m³	50	5 5.51	2,2 4.851	✓
YRE-101	-870927	57 2 1/4	117 4 5/8	350 13 3/4	40 1 9/16	2.1/4"-14 UNS	250 9 13/16	700	0.000406 m³	100	10 11.02	6,4 14.112	✓
YRE-106	-879401	57 2 1/4	117 4 5/8	247 9 3/4	40 1 9/16	2.1/4"-14 UNS	155 6 1/8	700	0.000242 m³	100	10 11.02	4,375 9.647	-
YRE-701	-021251	152 5 1	212 8 3/8	285 11 1/4	70 2 3/4	5.3/4"-12 UN	155 6 1/8	700	0.001752 m³	750	75 82.67	32 70.560	✓

SERIES YSM
HUB CYLINDER



The YSM series of hub cylinders are used with the KUKKO hydraulic program in crafts, industry, and workshops when other cylinders are too large. Due to their compact design, they can also be used in tight spaces, allowing for a force-saving and versatile operation even in difficult pulling situations or when a lot of force is required.

BENEFITS

- All models have a CR-400 coupling sleeve with dust cap.
- Mounting holes enable easy installation
- Grooved piston ends make pressure pieces unnecessary.
- The pre-tensioned retractable spring increases the entry speed and thereby boosts performance.
- The integrated scraper removes contaminants from the piston, thereby extending the life of the cylinder.





TECHNICAL ATTRIBUTES

#	GTIN	mm/inch	mm/inch	mm/inch	mm/inch	bar	cm³	kN	t/US t. sh.	kg/lb	
							oil	Max. tensile force	Max. tension force		
YSM-100	-101007	55 2 3/16	82 3 1/4	43 1 11/16	12 1/2	700	0.0000 m³	100	10 11.02	1,735 3.826	✓
YSM-200	-102004	76 2 1	101 3 1	51 2 1/64	11 7/16	700	0.0000 m³	200	20 22.05	2,795 6.163	✓

SERIES Y-57
4-PIECE HYDRAULIC NUT SPLITTER SET



The 4-part, pump-hydraulic nut splitter sets are used for splitting irreversibly stuck, rusted, or overtightened nuts of all quality classes. The TiN coating of the chisel has particularly good friction properties, which allows for high cutting performance.

BENEFITS

- Application-oriented assembly for universal use
- By storing it in the L-Boxx, the completeness of the set can be easily overviewed.
- Splitting the mother is possible without damaging the threaded bolt.
- Enormous explosive power thanks to pump hydraulics
- Also suitable for use in pipeline construction and other industries.







TECHNICAL ATTRIBUTES

#	GTIN	mm/inch	XXX	mm/inch	bar	kg/lb	
Y-57-10	-123559	10 - 19 3/8 - 3/4	12	17 11/16	700	2,26 4.983	✓
Y-57-19	-123566	19 - 24 3/4 - 15/16	12	25 1	700	3,24 7.144	✓
Y-57-24	-870675	24 - 32 15/16 - 1 1/4	12	30 1 3/16	700	5,4 11.907	✓
Y-57-32	-870682	32 - 41 1 1/4 - 1 5/8	12	32 1 1/4	700	8,53 18.809	✓
Y-57-41	-870699	41 - 50 1 5/8 - 1 15/16	12	45 1 3/4	700	13,44 29.635	✓
Y-57-50	-870705	50 - 60 1 15/16 - 2 3/8	12	48 1 7/8	700	25,8 56.889	✓
Y-57-60	-870712	60 - 75 2 3/8 - 2 15/16	12	70 2 3/4	700	34,1 75.191	✓

SERIES YHP
ACCESSORIES FOR HYDRAULIC PULLING









The YHP series offers a versatile range of accessories for hydraulic pulling. The assortment includes hydraulic hand pumps, hydraulic hoses, pressure gauges, and adapters. All components are available both individually and in various combinations. The hydraulic hand pump is available in several versions - such as a standalone device (YHP-320), in combination with a hydraulic hose (YHP-321), with a pressure gauge (YHP-324), with hose and pressure gauge (YHP-325), as well as a complete set with hose, pressure gauge, and metal case. Furthermore, the hand pump is available in two different variants, each with varying usable oil volumes depending on the application area.

BENEFITS

- The entire series is equipped with numerous safety features that ensure reliable performance while guaranteeing high occupational safety.
- Compatible with common hydraulic puller devices and systems

TECHNICAL ATTRIBUTES

#	GTIN	cm³	bar	Max. tension force t/US t. sh.	kg/lb	Consists of	✓
YHP-320	-045721	0.0006 m³	700	50 55.12	7,28 16.052	YHP-320	✓
YHP-321	-111198	0.0006 m³	700	50 55.12	8,375 18.467	YHP-320, YF-200	✓
YHP-324	-045806	0.0006 m³	700	50 55.12	9,65 21.278	YHP-320, YM-235, YGA-2	✓
YHP-325	-045981	0.0006 m³	700	50 55.12	1,5 3.308	YHP-320, YF-200, YM-235, YGA-2	✓
YHP-326	-046483	0.0006 m³	700	50 55.12	16,13 35.567	YHP-320, YF-200, YM-235, YGA-2	✓
YHP-420	-609688	0.002 m³	700	75 82.67	13,6 29.988	YHP-420	✓
YHP-421	-022968	0.002 m³	700	75 82.67	0,3 0.662	YHP-420, YF-200	✓
YHP-424	-103988	0.002 m³	700	75 82.67	13,6 29.988	YHP-420, YM-235, YGA-2	✓
YHP-425	-103995	0.002 m³	700	75 82.67	9,65 21.278	YHP-420, YF-200, YM-235, YGA-2	✓
YF-200	-045646	-	700	75 82.67	1,6 3.528	YF-200	✓
YM-235	-157769	-	700	75 82.67	1,65 3.638	YM-235	✓
YGA-2	-458644	-	-	75 82.67	0,21 0.463	YGA-2	✓

SERIES YPP
PNEUMATIC, HYDRAULIC PUMP





The pneumatic and hydraulic pumps are used for application with the pullers from the KUKKO hydraulic program in crafts, industry, and workshops. The compressed air-operated hydraulic pump can be used via foot or hand operation and is optionally available individually or together with hose and pressure gauge.

BENEFITS

- Safety valve as overload protection ensures safe working.
- With 2-stage drain valve for easier application
- Applicable for simply acting press cylinders

TECHNICAL ATTRIBUTES

#	GTIN	bar	cm³	Max. tension force t/US t. sh.	kg/lb	
YPP-520	-141577	700	0.003 m³	75 82.67	0,3 0.662	✓
YPP-525	-469732	700	0.003 m³	75 82.67	12,93 28.511	✓

SERIES Y-AP-3XX
ACCESSORIES FOR "AXLE" Y-AP-75



The bolt and socket sets of series Y-AP-3XX are custom-fit accessories for the "AXLE" Y-AP-75 and enable fast and safe pressing-out and pressing-in of kingpins on Trucks. They are characterized by high load capacity and precise manufacturing, ensuring reliable, professional use in workshops and industry. Item Y-AP-372 was developed specifically for MAN vehicles, while Y-AP-373 is optimally matched to Daimler Trucks. Delivered in KUKKO L-BOXX for safe storage.

Y-AP-371 Druckbolzen | Pressure Bolts

Durchmesser | Diameter	**Länge** | Length
21,5 mm	150 mm
24,5 mm	150 mm
29 mm	120 mm
35 mm	120 mm
29 mm	220 mm
35 mm	220 mm
39 mm	120 mm
39 mm	220 mm

Y-AP-372 Druckbolzen | Pressure Bolts - für/for MAN

Durchmesser | Diameter	**Länge** | Length
45 mm	33 mm
48 mm	100 mm
50 mm	27 mm
50 mm	35 mm
56 mm	65 mm
62 mm	115 mm
62 mm	125 mm
65 mm	135 mm
66 mm	55 mm
66 mm	100 mm
70 mm	145 mm
72 mm	105 mm

Y-AP-373 Druckbolzen | Pressure Bolts - für/for Daimler Truck

Durchmesser | Diameter	**Länge** | Length
22 mm	180 mm
26 mm	100 mm
31 mm	120 mm
31 mm	220 mm
37 mm	24 mm
37 mm	115 mm
37 mm	120 mm
39 mm	23 mm
42 mm	23 mm
42 mm	90 mm
45 mm	23 mm
55 mm	140 mm

TECHNICAL ATTRIBUTES

#	GTIN	mm/inch	mm/inch	kg/lb		
Y-AP-371	-060076	21,5 - 39 13/16-1 9/16	120 - 220 4 3/4-8 11/16	15 33.075	Y-AP-75	✓
Y-AP-372	-060083	50 - 66 1 15/16-2 5/8	35 - 100 1 3/8-3 15/16	19 41.895	Y-AP-75	✓
Y-AP-373	-060090	22 - 37 7/8-1 7/16	70 - 220 2 3/4-8 11/16	19,1 42.116	Y-AP-75	✓

SERIES Y-10-11
ACCESSORIES FOR HYDRAULIC PULLING

The accessories for hollow piston cylinders are used for compatibility with the pullers from the KUKKO hydraulic program in crafts, industry, and workshops. The hand cranks and center spindle are designed for the hollow piston cylinders of the YRH series.



TECHNICAL ATTRIBUTES

#	GTIN	mm/inch	mm/inch	Max. tension force t/US t. sh.	kg/lb		
Y218-10	-040368	120 4 3/4	17,5 11/16	20 22.05	1,865 4.112	YRH-202, YRH-206	✓
Y218-11	-040443	514 20 1/4	17,5 11/16	20 22.05	1,69 3.726	YRH-206, YRH-202	✓
Y318-10	-041761	150 5 7/8	20,5 13/16	30 33.07	0,88 1.940	YRH-302	✓
Y318-11	-041846	610 24 1/64	20,5 13/16	30 33.07	3,25 7.166	YRH-302	✓
Y318-12	-749865	400 15 3/4	20,5 13/16	30 33.07	8 17.640	YRH-302	✓
Y518-10	-044243	240 9 7/16	25,4 1	50 55.12	2,1 4.631	YRH-603	✓
Y518-11	-044328	750 29 1/2	25,4 1	50 55.12	6,745 14.873	YRH-603	✓

SERIES YC
QUICK COUPLING



The quick coupling of the YC series is used together with the hydraulic cylinders of the YRH and YRE series. The complete coupling consists of the coupling connector (YCH-604) and the coupling sleeve (YCR-400) with a protective cap.

TECHNICAL ATTRIBUTES

#	GTIN		bar	kg/lb	
YCR-400	-201318	3/8" NPT	700	0,225 0.496	✓
YCH-604	-440731	3/8" NPT	700	0,225 0.496	✓

SERIES Y-X00
MOUNTING FOR HYDRAULIC CYLINDER



The recordings of hydraulic cylinders from the series Y-X00 are used to secure tools in the hydraulic program of KUKKO in crafts, industry, and workshops. The adapters in various sizes secure heavy equipment to the respective hydraulic device and are suitable for the GOLIATH series, among others.

TECHNICAL ATTRIBUTES

#	GTIN			
Y200-00	-507724	3 7/8"-12 UN	Y28-180, Y28-205, Y28-206, Y28-200, Y28-218, Y28-256, Goliath-200, Goliath-218, Goliath-256, YRH-202, YRH-206	✓
Y300-00	-507748	4 1/2"-12 UN	Y38-180, Y38-205, Y38-206, Y38-300, Y38-318, Y38-356, Goliath-300, Goliath-318, Goliath-356, YRH-302	✓
Y500-00	-507755	6 1/4"-12 UN	Y58-180, Y58-205, Y58-206, Y58-500, Y58-518, Y58-556, Goliath-500, Goliath-518, Goliath-556, YRH-603	✓

SERIES Y205
PULLER WITH TABS, SCREWS, AND NUTS



The puller with tabs, screws, and nuts is used for pulling especially large and stubborn bearings, gears, and discs. The multiple holes in the jaws allow for individual adjustment to the desired reach.

BENEFITS

- Universally applicable due to adjustable reach.

TECHNICAL ATTRIBUTES

#	GTIN	mm/inch	kg/lb		
Y205-00	-273759	548 18 1/2	4,41 9.724	Y28-205, Y28-206, Y20-205, Y20-206, Y205-20, Y206-30	✓
Y205-27	-423574	850 23 5/8	6,58 14.509	Y28-205, Y28-206, Y20-205, Y20-206, Y205-20, Y206-30	✓
Y305-00	-273834	805 28 3/8	1,16 2.558	Y38-205, Y38-206, Y30-205, Y30-206, Y305-20, Y306-30	✓
Y505-00	-273919	1100 38 3/16	22,44 49.480	Y58-205, Y58-206, Y50-205, Y50-206, Y505-20, Y506-30	✓

SERIES Y205/206
2-JAW TRAVERSE

The accessories for hydraulic pullers are used for the pullers from the KUKKO hydraulic program in craft, industry, and workshop. The puller jaws with tabs, screws, and nuts, as well as 2-jaw or 3-jaw crossbars, are designed for the series Y20, Y28, Y30, Y38, Y50, and Y58.



TECHNICAL ATTRIBUTES

#	GTIN	Max. tension force t/US t. sh.	kg/lb		
Y205-20	-038976	20 22.05	2,27 5.005	Y28-205, Y28-206, Y20-205, Y20-206, YRH-202, YRH-206	✓
Y206-30	-039478	20 22.05	5 11.025	Y28-205, Y28-206, Y20-205, Y20-206, YRH-202, YRH-206	✓
Y305-20	-040931	30 33.07	3,786 8.348	Y38-205, Y38-206, Y30-205, Y30-206, YRH-302	✓
Y306-30	-041433	30 33.07	4,97 10.959	Y38-205, Y38-206, Y30-205, Y30-206, YRH-302	✓
Y505-20	-042911	50 55.12	7,85 17.309	Y58-205, Y58-206, Y50-205, Y50-206, YRH-603	✓
Y506-30	-043413	50 55.12	1,55 3.418	Y58-205, Y58-206, Y50-205, Y50-206, YRH-603	✓

SERIES Y-17
PRESSURE PIECE FOR AXLE BORES



The pressure pieces for axle bores are used for pulling bearings and gears in craft, industry, and workshops that are mounted on hollow shafts or in housings. The spindle pressure piece serves as a counter-axis to the puller, transferring the force onto the pressure piece through the spindle.

BENEFITS

- Broader application possibilities for various extraction situations
- The set is available in both 12-piece and 6-piece versions, and if needed, the pressure pieces are also available individually.

TECHNICAL ATTRIBUTES

#	GTIN	mm/inch	Number of parts	kg/lb	
Y-01-17	-233173	20 - 23 13/16-7/8	1	0,6 1.323	✓
Y-02-17	-233258	23 - 26 7/8-1 1/32	1	0,4 0.882	✓
Y-03-17	-233333	26 - 30 1 1/32-1 3/16	1	0,5 1.103	✓
Y-04-17	-233418	29 - 33 1 1/8-1 5/16	1	0,6 1.323	✓
Y-05-17	-233586	33 - 39 1 5/16-1 9/16	1	0,165 0.364	✓
Y-06-17	-233661	36 - 42 1 7/16-1 5/8	1	0,2 0.441	✓
Y-07-17	-233746	39 - 46 1 9/16-1 13/16	1	0,22 0.485	✓
Y-08-17	-233821	42 - 48 1 5/8-1 7/8	1	0,288 0.635	✓
Y-09-17	-233906	45 - 52 1 3/4-2 1/16	1	0,26 0.573	✓
Y-10-17	-234163	49 - 58 1 15/16-2 5/16	1	0,26 0.573	✓
Y-11-17	-234248	51 - 62 2 1/64-2 7/16	1	0,52 1.147	✓
Y-12-17	-234408	55 - 65 2 3/16-2 9/16	1	0,26 0.573	✓
Y-13-17	-234576	58 - 68 2 5/16-2 11/16	1	0,65 1.433	✓
Y-14-17	-234651	61 - 71 2 3/8-2 13/16	1	0,26 0.573	✓
Y-15-17	-234736	65 - 74 2 9/16-2 15/16	1	0,3 0.662	✓
Y-16-17	-234811	71 - 81 2 13/16-3 3/16	1	0,3 0.662	✓
Y-17-17	-234996	77 - 88 3 1/32-3 7/16	1	0,3 0.662	✓

PRODUKTDETAILS

#	GTIN	mm/inch	Number of parts	kg/lb	
Y-18-17	-235078	20 - 62 13/16-2 7/16	11	2,235 4.928	✓
Y-19-17	-235153	33 - 81 1 5/16-3 3/16	12	5,7 12.569	✓
Y-20-17	-235238	55 - 88 2 3/16-3 7/16	6	4,9 10.805	✓
Y-60-100-17	-120466	64 - 70 2 1/2-2 3/4	3	4,455 9.823	✓

SERIES YD
PRESSURE PIECE FOR HOLLOW PISTON CYLINDER



The pressure pieces for hollow piston cylinders are screwed into the internal thread of the piston rod of the hollow piston cylinder. The center spindle can be inserted directly into the threaded piece or secured and adjusted using a quick adjustment nut when using a pressure piece with a smooth bore. When using the closed pressure piece, the cylinders can be used as lifting jacks.

BENEFITS

- Pressure pieces enable the versatile application of the hollow piston cylinder from KUKKO as a pressure or pull cylinder.

TECHNICAL ATTRIBUTES

#	GTIN	mm/inch			Max. tension force t/US t. sh.		kg/lb	
YDB-33E	-400308	58 2 5/16	-	1 7/8"-16 UN	30 33.07	YRH-302	0,21 0.463	✓
YDB-55E	-400483	85 3 3/8	-	2 3/4"-16 UN	50 55.12	YRH-603	0,5 1.103	✓
YDG-20E	-399091	50 1 15/16	1"-8 UNC	1 9/16"-16 UN	20 22.05	YRH-202, YRH-206	0,18 0.397	✓
YDG-30E	-399176	60 2 3/8	1 1/4"-7 UNC	1 7/8"-16 UN	30 33.07	YRH-302	0,285 0.628	✓
YDG-50E	-399251	85 3 3/8	1 5/8"-5 1/2 UNS	2 3/4"-16 UN	50 55.12	YRH-603	0,85 1.874	✓
YDM-20E	-414183	50 1 15/16	-	1 9/16"-16 UN	20 22.05	YRH-202, YRH-206	0,28 0.617	✓
YDM-30E	-414268	58 2 5/16	-	1 7/8"-16 UN	30 33.07	YRH-302	0,38 0.838	✓
YDM-50E	-414343	85 3 3/8	-	2 3/4"-16 UN	50 55.12	YRH-603	1,6 3.528	✓
YDB-27E	-400223	50 1 15/16	-	1 9/16"-16 UN	20 22.05	YRH-202, YRH-206	0,17 0.375	✓


KKO // Pull forward
KUKKO
TI · 8351
Centri Porsche Ticino



AUTOMOTIVE

Whether it's pulling out wet cylinder liners, pressing out ball pins, pulling off hub pullers, steering wheel pullers, wiper arms, camshafts, or steering arm pullers, spreading piston rings, during the disassembly of oil filter wrenches, as well as for removing and tensioning spring compressors – KUKKO offers the perfect solution for every application.

For automotive include, among others:
- Cylinder liner pullers
- Ball joint presses
- Hub pullers
- Steering wheel pullers
- Wiper arm pullers
- Camshaft pullers
- Steering arm pullers
- Piston ring pliers
- Oil filter wrenches
- Spring compressors

SERIES 127 | 128 | 129

BALL JOINT PULLERS AND PRESSES

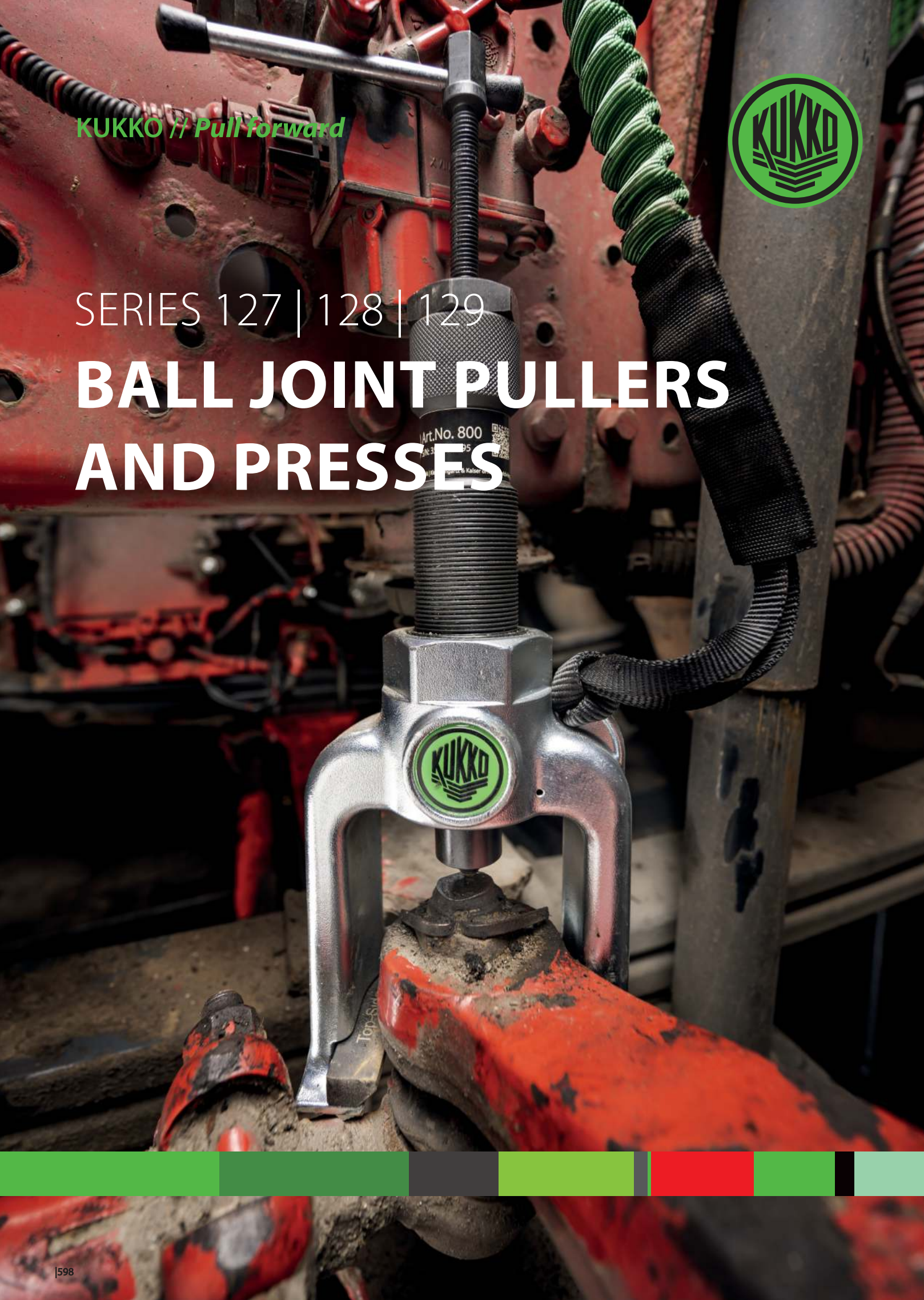

APPLICATION

Ball joints are found on vehicles both in the axle suspension and steering systems. Ball joints are subject to heavy loads, causing the ball heads to wear out over time. This results in play in the joints, which can affect steering and driving safety. At the latest, at this point, it is urgently necessary to replace the ball joints.
To ensure ball joints can be removed without damage, KUKKO offers the optimal tools with series 128 and 129.

FEATURES OF THE SERIES

SERIES 127



127-0

Universal Joint Pin Puller

The bell-shaped direct-pressure ball joint puller from series 127 is used as a press for the ball studs during removal of ball joints as well as tie rod ends on tie rods in Automotive and industry. The puller enables damage-free work and is optimal when space is limited.

Benefits

Thanks to its simple, yet effective design, the direct-pressure ball joint puller is particularly suited for quick and uncomplicated use

SERIES 128



128-50

Ball Joint Puller with Direct Pressure

The bell-shaped ball joint puller from series 128 is used as a press for the ball studs during removal of ball joints as well as tie rod ends on tie rods for all vehicle types. The puller enables damage-free work and is optimal when there is plenty of space available.

Benefits

Thanks to its simple, yet effective design, the direct-pressure ball joint puller is particularly suited for quick and uncomplicated use

SERIES 129



129-3

Ball Joint Press for cars

The ball joint press with lever transmission from series 129 is used as a press for the ball studs during removal of ball joints as well as tie rod ends on tie rods for cars and light delivery vans. Due to its lever ratio, the ball joint press can also apply high force even where there is barely any room to access.

Benefits

- The side screw can be adjusted to flexibly adapt the tension range
- The spread can be increased by a simple modification

SERIES 135



135-1

Separating Fork

The separating forks of series 135 are used for loosening ball stud joints jammed in a conical seat, loosening steering arms, during disassembly of shock absorbers, and for all kinds of separating work in Automotive and industry.

Benefits

- The range includes sizes with various jaw openings for use in any case

DESIGN OF SERIES 128



Hexagonal profile for manual operation of the spindle

Anti-slip safety (spindle neck) for safe working

Spindle outlet to protect the thread

Hexagonal profile on the crossbar for counter-holding

Puller body

Precise mechanical spindle for extra high tension force

Contact surface for gentle extraction

DESIGN OF SERIES 129



Lever

Spring mechanism to adjust the reach

Precise mechanical spindle for extra high tension force

Body

Reducing socket for changing between mechanical and hydraulic spindle

Spindle outlet to protect the thread

Anti-slip safety (spindle neck) for safe working

Hexagonal profile for manual operation of the spindle

OPTIONAL EXTENSION

For particularly stubborn components, the mechanical spindle can be easily replaced by a hydraulic spindle, enabling a medium tension force of up to 20 t.

Hydraulic spindle 800



Benefits:

- Hydraulic spindle guarantees easy and controlled extraction of especially stubborn parts with minimal effort
- Grease hydraulic spindle doubles the manual extraction force by 100%
- Handy format for quick, portable use
- Thanks to integrated grease hydraulics, no external pump required

20 t Tension force



20 t Tension force



Fall protection 660





APPLICATION EXAMPLES



Separating a control arm from the wheel suspension



The ball joint puller 128-60 in use pressing out a tie rod end on a tie rod in a workshop



The ball joint press 129-3 in use pressing out a tie rod end in a workshop

SERIES 127-0
DIRECT PRINTING BALL JOINT PULLER



The bell-shaped direct press ball joint puller of series 127 is used to press out the ball pins when removing ball joints as well as tie rod ends on tie rods in automotive and industry. The puller allows for damage-free work and is optimal when there is little space available.

BENEFITS

- Due to its simple yet effective design, the direct puller ball joint remover is particularly suitable for quick and uncomplicated application.

TECHNICAL ATTRIBUTES

#	GTIN	mm/inch	Nm/ft lb	Max. tensile force kN	Max. tension force t/US t. sh.	SW mm/inch	kg/lb	
127-2	-123290	33,5 1 5/16	120 88.51	70	7 7.72	17 11/16	1,38 3.043	✓
127-3	-981784	34 1 5/16	140 103.26	100	10 11.02	19 3/4	0,965 2.128	✓
127-4	-123306	37 1 7/16	120 88.51	70	7 7.72	17 11/16	1,33 2.933	✓
127-55	-007156	32 1 1/4	120 88.51	70	7 7.72	17 11/16	2,45 5.402	✓

SERIES 127-A
DIRECT PRINTING BALL JOINT PULLER



The ball joint puller of the series 127-A is used to press out the ball studs when removing ball joints and steering tie rod ends on tie rods. The pullers guarantee damage-free working and impress with their versatility in automotive and industry.

BENEFITS

- Due to its simple yet effective design, the ball joint puller is particularly suitable for quick and uncomplicated applications.
- Hook eye on the puller serves for attaching a fall protection for safety.

TECHNICAL ATTRIBUTES

#	GTIN	SW mm/inch	mm/inch	mm/inch	Nm/ft lb	Max. tensile force kN	Max. tension force t/US t. sh.	kg/lb	Included in the set	
127-6296	-023279	19 3/4	28 - 42 1 1/8 - 1 5/8	52 2 1/16	100 73.76	50	5 5.51	0,3 0.662	K-127-A/6	✓
127-7314	-023286	19 3/4	34 - 61 1 5/16 - 2 3/8	60 2 3/8	100 73.76	50	5 5.51	0,3 0.662	K-127-A/6	✓
127-7503	-023293	17 11/16	0 - 125 0 - 4 15/16	100 3 15/16	80 59.01	45	4.5 4.96	0,3 0.662	K-127-A/6	✓

SERIES K-127-A
FRONT-END SERVICE SET



The 6-piece front-end service set is used for the disassembly and maintenance of steering arms, ball joints, tie rods, and wheel bearings. The set includes a total of five ball joint pullers or extractors in different designs and sizes. The set K-127-A impresses with its versatility and offers an ideal assortment of important tools for the automotive industry.

BENEFITS

- Due to its simple yet effective design, the ball joint puller of series 128 is particularly suitable for a quick and straightforward application.
- The bolt on the ball joint extractor of series 219 can be adjusted to flexibly adapt the clamping range.
- The spherical bearing pullers of series 127-A are equipped with a hook eye for attaching a safety line.

TECHNICAL ATTRIBUTES

#	GTIN	mm/ inch	mm/ inch	mm/ inch	mm/ inch	mm/ inch	Nm/ft lb	Max. tensile force kN	Max. tension force t/US t. sh.	Number of parts	kg/lb	Consists of	
K-127-A/ 6	-023309	0 - 125 0 - 4 15/16	100 3 15/16	18 11/16	20 13/16	50 1 15/16	100 73.76	70	7 7.72	6	0,3 0.662	127-6296, 127-7314, 127-7503, 204-1, 128-1, 129-0	✓

SERIES 128
BELL-SHAPED BALL JOINT PULLER

The bell-shaped ball joint puller of series 128 is used for pressing out the ball studs when disassembling ball joints and tie rod ends on tie rods for all vehicle types. The puller allows for damage-free work and is optimal when there is plenty of space available. The series 128 impresses with its fast and easy operating method and is available in various sizes.



BENEFITS

- Due to its simple yet effective design, the direct puller ball joint remover is particularly suitable for quick and uncomplicated application.



TECHNICAL ATTRIBUTES

#	GTIN	mm/inch	Nm/ft lb	Max. tensile force kN	Max. tension force t/US t. sh.	SW mm/inch	kg/lb	Included in the set	
128-1	-024108	18 11/16	80 59.01	70	7 7.72	17 11/16	0,34 0.750	K-127-A/6	✓
128-2	-024283	23 7/8	120 88.51	70	7 7.72	17 11/16	0,52 1.147	-	✓
128-3	-024368	29 1 1/8	140 103.26	100	10 11.02	19 3/4	0,94 2.073	-	✓
128-4	-024443	40 1 9/16	250 184.40	100	10 11.02	24 15/16	1,715 3.782	-	✓
128-5	-024511	46 1 13/16	250 184.40	100	10 11.02	24 15/16	1,84 4.057	-	✓

SERIES 128-0
BELL-SHAPED BALL JOINT PULLER



The bell-shaped ball joint puller of series 128 is used to press out the ball studs when removing ball joints and tie rod ends on tie rods in automotive and industry applications. The puller allows for damage-free working and is optimal when there is plenty of space available. The series 128 impresses with its quick and easy operation and is available in various sizes.

BENEFITS

- Due to its simple yet effective design, the direct print ball joint puller is particularly suitable for quick and uncomplicated application.
- The ball joint pullers can be used hydraulically together with the YSM series lift cylinder.







TECHNICAL ATTRIBUTES

#	GTIN	mm/inch	Nm/ft lb	Max. tensile force kN	Max. tension force t/US t. sh.	SW mm/inch	kg/lb	
128-30	-006937	30 1 3/16	150 110.64	100	10 11.02	22 7/8	1,5 3.308	✓
128-40	-006968	39 1 9/16	150 110.64	100	10 11.02	22 7/8	4,225 9.316	✓
128-50	-006982	46 1 13/16	150 110.64	100	10 11.02	22 7/8	1,9 4.190	✓
128-60	-007019	55 2 3/16	150 110.64	100	10 11.02	22 7/8	4,6 10.143	✓

SERIES 128-H
HYDRAULIC BALL JOINT PULLER







The bell-shaped hydraulic ball joint puller from series 128-H is used for pressing out ball pins when removing ball joints and tie rod ends on tie rods in automotive and industry applications. The puller allows for non-damaging work and is optimal when there is plenty of space available. The 128 series impresses with its fast and easy operation and is available in various sizes. The grease hydraulic spindle achieves an average pulling force of up to 15 t.

BENEFITS

- Due to its simple yet effective design, the direct-print ball joint puller is particularly suitable for quick and uncomplicated application.
- The hydraulics ensure a force-saving and safe operation.

TECHNICAL ATTRIBUTES

#	GTIN	mm/inch	Nm/ft lb	Max. tensile force kN	Max. tension force t/US t. sh.	SW mm/inch	kg/lb	
128-30-H	-006944	30 1 3/16	70 51.63	150	15 16.53	19 3/4	2,1 4.631	✓
128-40-H	-006975	39 1 9/16	70 51.63	150	15 16.53	19 3/4	2,1 4.631	✓
128-50-H	-006999	46 1 13/16	70 51.63	150	15 16.53	19 3/4	4,9 10.805	✓
128-60-H	-007026	55 2 3/16	70 51.63	150	15 16.53	19 3/4	5 11.025	✓

SERIES 128-T-4
KUKKO SYSTEM FOR REPAIR WORK ON VW T4 TRAILING JOINTS







The KUKKO system for repair work on the ball joint of series 128 is used for the installation and removal of the ball joints on the T4 in automotive and industry. The system allows for damage-free operation and is optimal when there is plenty of space available. The series 128 impresses with its fast and simple working method and is available in various sizes. This version was specifically developed for applications on the VW T4.

BENEFITS

- Two additional spacer plates of 40 mm and 46 mm are included.
- Due to its simple yet effective design, the system is particularly suitable for quick and uncomplicated application.

TECHNICAL ATTRIBUTES

#	GTIN	mm/inch	Nm/ft lb	Max. tensile force kN	Max. tension force t/US t. sh.	SW mm/inch	kg/lb	
128-T-4	-018022	40, 46, 51, 55 1 9/16, 1 13/16, 2 1/64, 2 3/16	250 184.40	100	10 11.02	24 15/16	2,81 6.196	✓

SERIES 129
BALL JOINT EXTRACTOR WITH LEVER TRANSLATION FOR PASSENGER CARS

The ball joint puller with lever transmission from series 129 is used for pressing out the ball pins when disassembling ball joints and tie rod ends on steering rods for cars and light vans. Due to its lever transmission, it can apply a lot of force in all cases.

BENEFITS

- The bolt can be adjusted to flexibly adapt the clamping range.
- The spread can be increased by simple conversion.







TECHNICAL ATTRIBUTES

#	GTIN	mm/inch	mm/inch	Nm/ft lb	Max. tensile force kN	Max. tension force t/US t. sh.	SW mm/inch	kg/lb	Included in the set	✓
129-0-25	-989667	25 1	50 1 15/16	45 33.19	65	6.5 7.17	24 15/16	1,26 2.778	-	✓
129-0-29	-989674	29,5 1 3/16	50 1 15/16	45 33.19	65	6.5 7.17	24 15/16	1,245 2.745	-	✓
129-0-DC-1	-923920	20 13/16	50 1 15/16	45 33.19	65	6.5 7.17	24 15/16	1,23 2.712	-	✓
129-0-DC-2	-923647	20 13/16	50 1 15/16	45 33.19	65	6.5 7.17	24 15/16	1,225 2.701	-	✓
129-0	-410536	20 13/16	50 1 15/16	45 33.19	65	6.5 7.17	24 15/16	1,225 2.701	K-127-A/6	✓

SERIES 129-1
BALL JOINT PULLER WITH LEVER TRANSLATION, FOR CARS AND LIGHT VANS





The ball joint puller with lever translation of series 129 is used to press out the ball pins when removing ball joints and tie rod ends on steering rods for cars and light commercial vehicles. Due to its lever translation, the ball joint puller can also apply a lot of force where there is little access space. Series 129 impresses with its application variety. Within the series, there are various sizes of ball joint pullers with different jaw openings. The lever clamping range is adjustable via the thread of the center spindle.

BENEFITS

- The bolt can be adjusted to flexibly adapt the clamping range.

TECHNICAL ATTRIBUTES

#	GTIN	mm/inch	mm/inch	Nm/ft lb	Max. tensile force kN	Max. tension force t/US t. sh.	SW mm/inch	kg/lb	
129-1-B-1	-923654	31 1 1/4	50 1 15/16	30 22.13	30	3 3.31	17 11/16	0,725 1.599	✓
129-1	-024696	22 7/8	50 1 15/16	30 22.13	30	3 3.31	17 11/16	0,72 1.588	✓

SERIES 129-2
UNIVERSAL PRESS WITH LEVER TRANSLATION, SUITABLE FOR PASSENGER CARS, VANS, AND MEDIUM TRUCKS



The ball joint extractor with lever translation of series 129 is used for pressing out the ball pins when removing ball joints as well as tie rod ends on tie rods, universally for passenger cars, vans, and medium trucks. Due to its lever translation, the ball joint extractor can also apply much force where there is little access space available. Series 129 impresses with its variety of applications. The lever clamping range is adjustable via the thread of the center spindle.

BENEFITS

- The ball joint puller is universally applicable through three jaw widths.
- The bolt can be adjusted to flexibly adapt the clamping range.

TECHNICAL ATTRIBUTES

#	GTIN	mm/inch	mm/inch	Nm/ft lb	Max. tensile force kN	Max. tension force t/US t. sh.	SW mm/inch	kg/lb	DEUTSCHES WERKZEUG FWI
129-2	-024771	16, 22, 32 5/8, 7/8, 1 1/4	70 2 3/4	35 25.82	30	3 3.31	17 11/16	1,13 2.492	✓

SERIES 129-25
UNIVERSAL BALL JOINT PULLER



The universal ball joint puller of the series 129 is used for pressing out the ball pins when removing ball joints on tie rods and track rods in passenger cars. Thanks to its leverage, the ball joint puller can also apply a lot of force where there is hardly any access space. The series 129 impresses with its wide range of applications. The lever clamping range can be adjusted via the thread of the center spindle.

BENEFITS

- With the center spindle, the press can be adjusted and pre-tensioned.
- The bolt can be adjusted to flexibly adapt the clamping range.
- The spread can be adjusted threefold by a simple modification.

TECHNICAL ATTRIBUTES

#	GTIN	mm/inch	mm/inch	Nm/ft lb	Max. tensile force kN	Max. tension force t/US t. sh.	SW mm/inch	kg/lb	
129-25	-967924	19 3/4	45 1 3/4	140 103.26	170	17 18.74	19 3/4	1,62 3.572	✓

SERIES 129-3-4
BALL JOINT PRESS WITH LEVER TRANSLATION, FOR MEDIUM AND HEAVY TRUCKS, BUSES, AND CONSTRUCTION VEHICLES

The ball joint extractor with lever translation of series 129 is used for pressing out the ball pins when removing ball joints and tie rod ends on tie rods, for medium and heavy trucks, buses, and construction vehicles. Due to its lever translation, the ball joint extractor can also apply a lot of force in areas with limited access. Series 129 impresses with its newly layered design and application diversity. Various designs enable optimal application in every situation.

BENEFITS

- Better haptics through modern and ergonomic design
- Low effort for high extraction performance
- The reach can be easily adjusted using a spring mechanism
- The bolt can be adjusted to flexibly adapt the clamping range.





TECHNICAL ATTRIBUTES

#	GTIN	mm/inch	mm/inch	Nm/ft lb	Max. tensile force kN	Max. tension force t/US t. sh.	SW mm/inch	kg/lb	
129-3	-270949	31 1 1/4	70 2 3/4	85 62.70	100	10 11.02	19 3/4	3,316 7.312	✓
129-4	-271021	40 1 9/16	85 3 3/8	125 92.20	150	15 16.53	19 3/4	3,26 7.188	✓

SERIES 129-3-A
JOINT EXTRACTOR WITH LEVERAGE TRANSLATION, SPECIALLY DESIGNED FOR CARS WITH ALUMINUM CHASSIS



The ball joint puller with lever translation of series 129 is used to press out the ball pins when disassembling ball joints and tie rod ends on tie rods, specifically designed for cars with aluminum chassis. Its lever translation generates a lot of force even in confined spaces.

BENEFITS

- The reach can be easily adjusted with a spring mechanism.
- The bolt can be adjusted to flexibly adapt the clamping range.

TECHNICAL ATTRIBUTES

#	GTIN	mm/inch	mm/inch	Nm/ft lb	Max. tensile force kN	Max. tension force t/US t. sh.	SW mm/inch	kg/lb	
129-3-A-32	-989681	32 1 1/4	65 2 9/16	35 25.82	65	6.5 7.17	19 3/4	1,925 4.245	✓
129-3-A-34	-989698	34 1 5/16	65 2 9/16	35 25.82	65	6.5 7.17	19 3/4	1,96 4.322	✓
129-3-A	-803178	30 1 3/16	65 2 9/16	35 25.82	65	6.5 7.17	19 3/4	1,96 4.322	✓

SERIES 129-4-30
BALL JOINT EXTRACTOR WITH LEVER TRANSLATION FOR PASSENGER CARS



The ball joint press with lever translation of the series 129 is used for pushing out the ball pins when removing ball joints as well as tie rod ends at tie rods on passenger cars. Due to its design, the disassembly of the support joint occurs without contact with other elements and is therefore gentle.

BENEFITS

- Better haptics through modern and ergonomic design
- Low effort for high pulling performance
- The reach can be easily adjusted using a spring mechanism.
- The bolt can be adjusted to flexibly adapt the clamping range.

TECHNICAL ATTRIBUTES

#	GTIN	mm/inch	mm/inch	Nm/ft lb	Max. tensile force kN	Max. tension force t/US t. sh.	SW mm/inch	kg/lb	
129-4-30	-102653	30 1 3/16	70 2 3/4	85 62.70	100	10 11.02	19 3/4	2,8 6.174	✓

SERIES 129-5
PULLER FOR HEAVY TRUCKS



The ball joint press for heavy duty trucks in the series 129-5 is used for pressing out the ball pins during the disassembly of ball joints on drag and tie rods, specifically for medium and heavy-duty trucks, buses, and construction vehicles. The series 129 impresses with its versatility of application. The lever span is adjustable via the thread of the center spindle.

BENEFITS

- The bolt can be adjusted to flexibly adapt the clamping range.

TECHNICAL ATTRIBUTES

#	GTIN	mm/inch	mm/inch	Nm/ft lb	Max. tensile force kN	Max. tension force t/US t. sh.	SW mm/inch	kg/lb	
129-5	-865084	36 1 7/16	70 2 3/4	200 147.52	150	15 16.53	19 3/4	4,24 9.349	✓

SERIES 129-5-0
2-JAW AND PUSHROD PULLER FOR HEAVY TRUCKS



The 2-jaw puller for heavy trucks of the series 129 is used for mechanically pressing out the ball studs when removing ball joints on thrust and steering rods. The series 129 impresses with its versatility of applications. Within the series, there are different sizes of ball joint presses with varying jaw openings. The lever clamping range can be adjusted via the thread of the center spindle.

BENEFITS

- The extra strong version of the base body and reinforced fork is particularly suitable for heavy trucks and low-floor buses.
- With the center spindle, the press can be adjusted and pre-tensioned.
- "Suitable for the following vehicle types: o\tMercedes Benz: ACTROS, ATEGO from 18 tons, SKO 405, -N, -GN (low-floor buses) o\tMAN: F2000, TG, A 23 (low-floor articulated buses) o\tScania: series 3 and 4, Icarus"
- Depending on the space requirement, the mechanical drive spindle can be actuated by modification from above or below.

TECHNICAL ATTRIBUTES

#	GTIN	mm/inch	mm/inch	Nm/ft lb	Max. tensile force kN	Max. tension force t/US t. sh.	SW mm/inch	kg/lb	
129-5-45	-333316	45 1 3/4	120 4 3/4	210 154.90	100	10 11.02	27 1 1/16	7,96 17.552	✓
129-5-50	-123313	55 2 3/16	120 4 3/4	420 309.79	200	20 22.05	27 1 1/16	6,84 15.082	✓

SERIES 129-5-H
HYDRAULIC SPINDLE PULLER FOR HEAVY TRUCKS



The ball joint puller with hydraulic spindle for heavy trucks of series 129 is used for the hydraulic extraction of the ball pins when removing ball joints on tie rods and steering rods specifically designed for medium and heavy trucks, buses, and construction vehicles. The series 129 impresses with its versatility. The hydraulic spindle guarantees an easy and controlled removal of particularly seized parts with minimal effort.

BENEFITS

- Low effort for high pulling performance
- The spindle neck prevents the key from slipping off.

TECHNICAL ATTRIBUTES

#	GTIN	mm/inch	mm/inch	Nm	Max. tensile force kN	Max. tension force t/US t. sh.	SW mm/inch	kg/lb	
129-5-H	-865091	36 1 7/16	70 2 3/4	70	150	15 16.53	19 3/4	5,34 11.775	✓

SERIES 129-5-H-0
2-JAW AND 3-JAW PULLER WITH HYDRAULIC LIFTING CYLINDER





The 129 series puller with hydraulic lift cylinder is used to hydraulically press out the ball pins when removing ball joints on tie rods and steering rods specifically for trucks and low-floor buses. A hydraulic pump is required for operation.

BENEFITS

- The hydraulic presses are powered by a hydraulic cylinder, allowing for controlled and safe operation.
- The extra powerful version of the base body and reinforced fork is particularly suitable for heavy trucks and low-floor buses.
- With the center spindle, the press can be adjusted and pre-tensioned.
- Suitable for the following vehicle types: Mercedes Benz: ACTROS, ATEGO from 18 tons, SKO 405, -N, -GN (low-floor buses), MAN: F2000, TG, A 23 (low-floor articulated buses), Scania: series 3 and 4, Icarus.
- Depending on the space requirements, the mechanical drive spindle can be operated by conversion from above or below.

TECHNICAL ATTRIBUTES

#	GTIN	mm/inch	mm/inch	mm/inch	mm/inch	Max. tensile force kN	Max. tension force t/US t. sh.	bar	kg/lb	
129-5-45-H10	-333361	28,5 1 1/8	45 1 3/4	6 1/4	120 4 3/4	100	10 11.02	700	8,28 18.257	✓
129-5-45-H20	-333422	28,5 1 1/8	45 1 3/4	6 1/4	120 4 3/4	200	20 22.05	700	9,57 21.102	✓
129-5-50-H10	-000317	28,5 1 1/8	55 2 3/16	6 1/4	120 4 3/4	100	10 11.02	700	7,65 16.868	✓
129-5-50-H20	-000324	28,5 1 1/8	55 2 3/16	6 1/4	120 4 3/4	200	20 22.05	700	9,2 20.286	✓

SERIES 129-6
TRUCK BALL JOINT PRESS "UNIVERSAL"



The truck ball joint press "Universal" of series 129 is used for pressing out particularly firmly seated ball pins when removing ball joints on push and steering rods for trucks, buses, and construction vehicles. The series 129 impresses with its versatility.

BENEFITS

- Versatile due to the three different separator jaws included in the scope of delivery.
- Especially suitable for solving ball joint connections that are stuck in the cone seat.

TECHNICAL ATTRIBUTES

#				Max. tensile force	Max. tension force	SW		
	GTIN	mm/inch	Nm/ft lb	kN	t/US t. sh.	mm/inch	kg/lb	
129-6	-971662	25, 32, 47 1, 1 1/4, 1 7/8	300 221.28	100	10 11.02	27 1 1/16	9,24 20.374	✓

SERIES 129-7
2-JAW AND 3-JAW PULLER



The tie rod and drag link joint puller with mechanical spindle from the 129-7 series is used for pressing out and separating ball studs when removing Ball joints on tie rods and drag links. The puller is specifically designed for use on Trucks and low-floor buses. Thanks to the integrated adapter plate and the reducing piece, the puller can be used not only with a mechanical spindle but also with a grease hydraulic spindle from the 800 series or a lifting cylinder (YSM-200).

BENEFITS

- The extra sturdy design of the base body and reinforced fork is particularly suitable for heavy trucks and low-floor buses.
- The low overall height is suitable for low-floor buses of the types MAN, Mercedes-Benz, CITARO, etc.
- Compatible with various drive types: grease-hydraulic spindle (800 series), lifting cylinder (YSM-200) or mechanical spindle

TECHNICAL ATTRIBUTES

#	GTIN	mm/inch	mm/inch	Max. tensile force kN	Max. tension force t/US t. sh.	kg/lb	
129-7-36 New	-399992	36 1 7/16	60 2 3/8	100	10 11.02	5,395 11.896	✓
129-7-46 New	-399978	46 1 7/16	60 2 3/8	100	10 11.02	5,8 12.789	✓

SERIES 129-7-H
2-JAW AND PUSH ROD JOINT PULLER WITH HYDRAULIC LIFT CYLINDER



The tie rod and drag link joint puller with grease hydraulic spindle from series 129-7-H is used for hydraulically pressing out and separating ball studs when removing ball joints on tie rods and drag links. The puller is specifically designed for use on trucks and low-floor buses. Thanks to the integrated adapter plate and the reducing piece, the puller can be used with a grease hydraulic spindle from the 800 series, a stroke cylinder (YSM-200), as well as with a mechanical spindle.

BENEFITS

- The hydraulic press with its hydraulic cylinder enables controlled and safe pulling off.
- The extra-strong version of the base body and reinforced fork is particularly suitable for heavy trucks and low-floor buses.
- The low-profile design is suitable for low-floor buses of the types MAN, Mercedes-Benz, CITARO, etc.
- Compatible with different drive types: grease hydraulic spindle (800 series), lifting cylinder (YSM-200), or mechanical spindle



TECHNICAL ATTRIBUTES

#	GTIN	mm/inch	mm/inch	Max. tensile force kN	Max. tension force t/US t. sh.	kg/lb	
129-7-36-H New	-399954	36 1 7/16	60 2 3/8	100	10 11.02	5,395 11.896	✓
129-7-46-H New	-399961	46 1 13/16	60 2 3/8	100	10 11.02	6,78 14.950	✓

SERIES 129-H
BALL JOINT PRESS WITH SHORT HYDRAULIC SPINDLE

The spherical joint press with short hydraulic spindle of series 129 is used to press out particularly stuck ball pins when removing ball joints and steering arm ends from steering rods, for medium trucks, buses, and construction vehicles. The hydraulic spindle achieves an average pulling force of up to 15 tons.





BENEFITS

- Low effort for high pulling performance
- The reach can be easily adjusted using a spring mechanism.
- The bund of the spindle neck prevents the slipping of the key.

TECHNICAL ATTRIBUTES

#	GTIN	mm/inch	mm/inch	Nm/ft lb	Max. tensile force kN	Max. tension force t/US t. sh.	SW mm/inch	kg/lb	
129-3-H	-803253	31 1 1/4	70 2 3/4	40 29.50	100	10 11.02		4,16 9.173	✓
129-4-H	-803666	40 1 9/16	85 3 3/8	70 51.63	150	15 16.53	19 3/4	4,175 9.206	✓

SERIES 145
SPREADER FOR SUSPENSION AND STEERING PARTS



The spreaders for strut and steering components of series 145 are used for the safe and completely damage-free widening of the mountings of struts or steering parts from threads in the automotive and workshop industries. They are specifically designed for the gentle spreading of clamping fits on aluminum chassis. Especially in very tight and unclear spatial conditions, series 145 becomes an ideal problem solver due to its compact and handy design.

BENEFITS

- The installation and removal of the shock absorber is achieved in a single step and without additional effort.
- An accidental slipping of the tool is impossible due to the fastening on the cross or support arm.
- The ball bearing nut easily withstands the spreading forces specified by the automotive industry.





TECHNICAL ATTRIBUTES

#	GTIN	mm/inch		SW mm/inch	kg/lb	
145-2	-123337	40 1 9/16	M10	13 1/2	0,245 0.540	✓
145-3	-001420	50 1 15/16	M12	13 1/2	0,31 0.684	✓

SERIES K-363
PULLER AND PRESS SET



The puller and press set of the K-363 series enables the safe pressing out and pressing in of rubber bearings, sockets, and joint connections, as well as the removal and installation of press fits on Ball joints and U-Joints, drive shafts, and brake anchor bolts. Equipped with a robust C press frame, a sleeve holder, and three sleeves in various diameters, the set offers maximum flexibility and precise, efficient work on a wide variety of vehicles.

BENEFITS

- Versatile for use with trucks, vans, SUVs and selected cars
- Sleeve holder with quick-release for rapid sleeve replacement
- Eye on the C-press frame for secure fastening during operation and storage
- Plastic flap under the C press frame for mounting an AirTag tracking device







TECHNICAL ATTRIBUTES

#	GTIN	mm/ inch	mm/ inch	mm/ inch	mm/ inch	mm/ inch		mm	Nm/ft lb	Max. tension force t/US t. sh.	Number of parts	kg/lb	Consists of	
K-363-2-S New	-041877	170 6 11/16	65 2 9/16	76 x 3 x 55, 63 x 3 x 45, 51 x 2,6 x 45 2 1	25 1	45,7 1 13/16	G 5/8" / 14	W 1.1/2"-16 (55°, 16Gang)	250 184.40	10 11.02	6	5 11.025	36-2, 71-SR-14, 036305227, 03629503, 03629504, 03629505	✓

SERIES 135
SEPARATOR



The fork separators of series 135 are used for loosening ball pivot joints that are wedged in the cone seat, for loosening steering levers, for disassembling shock absorbers, and for other separation work of all kinds in automotive and industry. Their universal applicability makes the fork separators an important companion for disassembly and separation tasks.

BENEFITS

- The set includes sizes with various jaw openings for use in every case.



TECHNICAL ATTRIBUTES

#	GTIN	mm/inch	mm/inch	kg/lb	
135-1	-024856	310 12 3/16	18 11/16	0,74 1.632	✓
135-2	-024931	316 12 7/16	23 7/8	0,8 1.764	✓
135-3	-025013	319 12 9/16	29 1 1/8	0,815 1.797	✓
135-4	-025198	335 13 3/16	39 1 9/16	1,465 3.230	✓
135-5	-220531	340 13 3/8	45 1 3/4	1,28 2.822	✓

KUKKO // *Pull forward*

SERIES 10-A | 10-M | 38 | 40
226 | 229 | Y-60-100 | CITARO

HUB PULLER



APPLICATION

Hubs are subject to considerable stress. In vehicles, the hub is mounted on the drive shaft in the center of the wheel. Special tools are required for removing the hub. Depending on the installation situation, KUKKO offers various removal tools.

CONSTRUCTION OF A HUB PULLER FROM SERIES 10-M

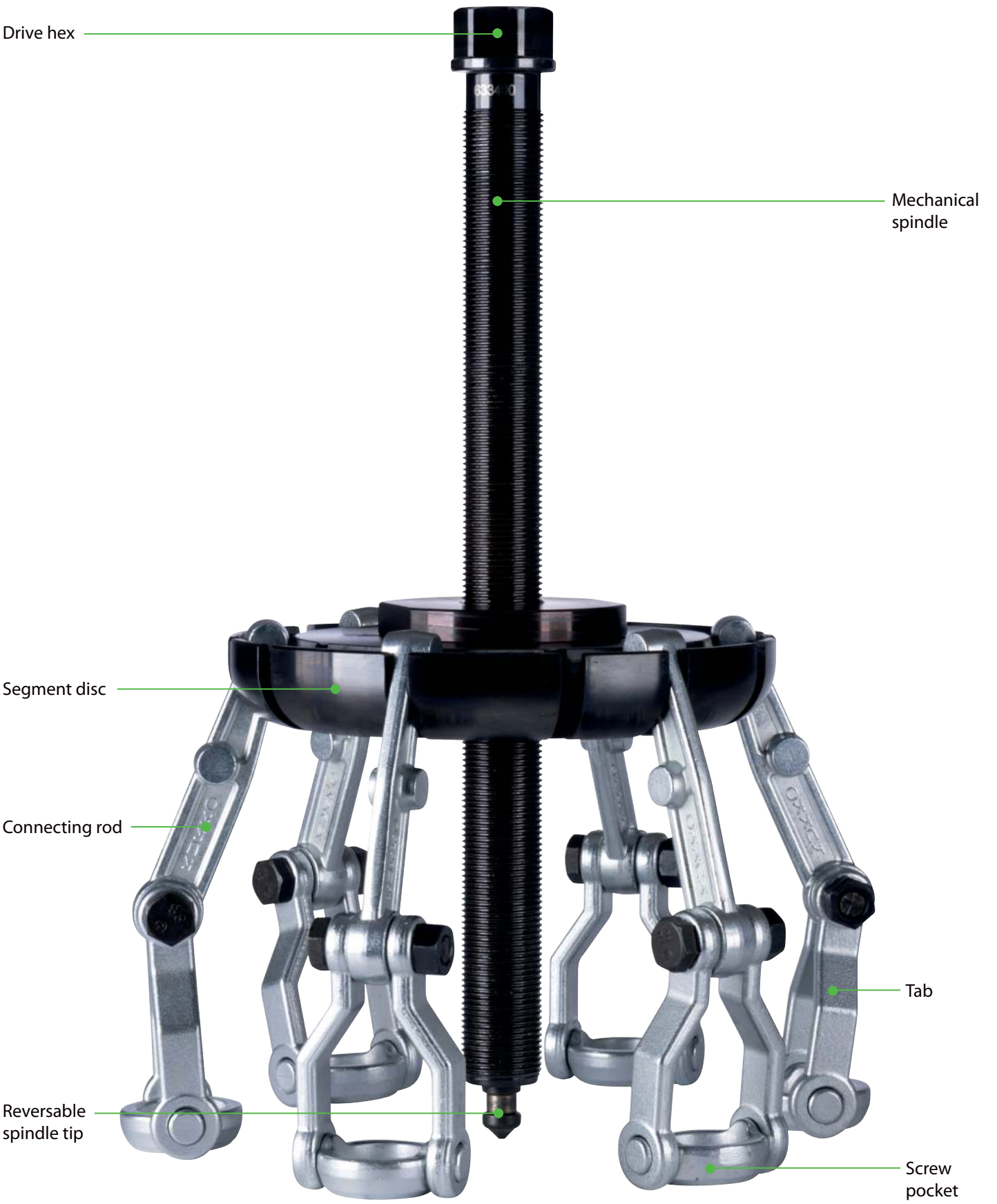

CONSTRUCTION OF A HUB PULLER FROM SERIES 229



FEATURES OF THE SERIES

SERIES 10-A



The hydraulic hub puller is used for pulling hubs on cars and trucks. The grease-hydraulic spindle achieves a tension force of 20 t. Up to six jaws can be mounted on the segment disc, making the puller universally applicable. Additionally, the jaws can be set to two different lengths.

SERIES 10-M



The hub puller with segment crossbar is used for pulling hubs on trucks. Up to six jaws can be hooked into different positions on the crossbar. The jaws can also be adjusted to two different lengths. As a result, the puller is universally usable even with variable bolt circle diameters.

SERIES 38



The hub puller with segment crossbar is used for pulling hubs on trucks. Up to five jaws, which are freely movable on the crossbar, can be hooked onto the segment crossbar. This makes the puller universally applicable to various vehicle models. The freely moving T-handle on the spindle head ensures manual tightening of the spindle in confined spaces.

SERIES 40



The hub puller with segment crossbar is used for pulling hubs on trucks. The spindle runs in an axially movable threaded bushing, in case impacts on the spindle head are needed to loosen the hub. The freely moving T-handle on the spindle head guarantees manual spindle tightening in tight spaces.

SERIES 226



The puller device for truck axles of series 226 is used for pulling hubs on SAF and BPW axles for trucks and commercial vehicles in the automotive sector. In addition to the puller device, several adapters are included, allowing use on most common models.

SERIES 229



The hub puller with sliding hammer of series 229 is used for removing all 4- and 5-hole hubs of almost all car types in automotive. The flange is slotted differently to accommodate standard bolts. Also available with hydraulic spindle.

FEATURES OF THE SERIES

SERIES Y-60-100



The hydraulic hub puller for commercial vehicles and low-floor buses is used for safe and quick removal of the hub from commercial vehicles and buses in the automotive sector. The bolt circle disc and the 30 t hydraulic cylinder are capable of loosening very tightly seated and difficult-to-remove hubs.

SERIES CITARO



The hydraulic hub puller "Citaro" is used for pulling hubs in the automotive sector. With it, very tightly seated and difficult-to-remove hubs can be perfectly loosened. The 30 t hydraulic cylinder enables time-saving and universal application, even with stubborn parts.

APPLICATION EXAMPLES



Attaching the puller to the hub



The hub puller 229-1-1 with sliding hammer for pulling out tightly seated hubs on a car

SERIES 10-M
HUB PULLER





The hub puller with crossbar is used for pulling wheel hubs on trucks. Up to six puller jaws can be hung in different positions on the crossbar. The jaws can also be adjusted to two different lengths. This makes the puller universally applicable even with variable bolt circle diameters.

BENEFITS

- Preservation of wheel bolt threads by consistently flat-lying nut pockets
- Length-adjustable and individually positionable pulling jaws as well as variously sized part discs ensure universal application on trucks.

TECHNICAL ATTRIBUTES

#	GTIN	mm/inch	mm/inch	SW mm/inch	Nm/ft lb	Max. tensile force kN	Max. tension force t/US t. sh.	kg/lb	
10-M	-862311	350 13 3/4	150 5 7/8	36 1 7/16	450 331.92	150	15 16.53	16 35.280	✓

SERIES 10-A
HYDRAULIC HUB PULLER SET





The hydraulic hub puller is used for pulling hub assemblies on passenger cars and trucks. The grease-hydraulic spindle achieves a pulling force of 20 t. Up to six pulling jaws can be used on the partial disc, making the puller universally applicable. Additionally, the pulling jaws can be adjusted to two different lengths. The 22-piece set includes: one partial disc, six pulling jaws, twelve insert rings in different sizes, one hydraulic spindle, and two pressure pieces.

BENEFITS

- Adjustable and individually positionable jaws guarantee universal application on cars and trucks.
- Thanks to the partial disk, different hole circles can be covered.
- Preservation of wheel bolt integrity through consistently flat-lying nut pockets.
- Fat hydraulic spindle guarantees easy and controlled removal of particularly stubborn parts with minimal effort.

TECHNICAL ATTRIBUTES

#	GTIN	mm/inch	mm/inch	mm/inch	Max. tensile force kN	Max. tension force t/US t. sh.	kg/lb	
10-A	-005626	250 9 13/16	150 5 7/8	17 11/16	200	20 22.05	17,34 38.235	✓
10-G	-005701	350 13 3/4	150 5 7/8		200	20 22.05	24,88 54.860	✓

SERIES 38
HUB PULLER



The hub puller with crossbar is used for pulling hub assemblies on trucks. Up to five puller jaws can be hung on the crossbar, which are freely movable on it. This makes the puller universally applicable for various vehicle models. The freely movable T-handle at the spindle head guarantees manual tightening of the spindle in tight spaces.

BENEFITS

- Preservation of wheel bolt threads by consistently flat-lying nut pockets
- Integrated, free-moving T-handle ensures manual spindle drive in tight spaces

TECHNICAL ATTRIBUTES

#	GTIN	mm/inch	mm/inch	mm/inch	kg/lb	
38	-014383	250 9 13/16	105 4 1/8	27 1 1/16	5,68 12.524	✓

SERIES 40
HUB PULLER



The hub puller with the crossbar is used for pulling hubs from trucks. The spindle runs in a threaded bushing that is axially movable, in case impacts on the spindle head are necessary to loosen the hub. The freely movable T-handle on the spindle head ensures manual tightening of the spindle in tight spaces.

BENEFITS

- Preservation of wheel bolt threads by consistently flat-lying nut pockets
- Integrated, free-moving T-handle ensures manual spindle drive in tight spaces

TECHNICAL ATTRIBUTES

#	GTIN	mm/inch	mm/inch	mm/inch	kg/lb	
40-3	-014611	225 8 7/8	150 5 7/8	27 1 1/16	4,51 9.945	✓
40-5	-014956	225 8 7/8	150 5 7/8	27 1 1/16	5,44 11.995	✓

SERIES 229-1-1
HUB PULLER WITH SLIDING HAMMER





The hub puller with sliding hammer of series 229 is used to extract all 4- and 5-hole hubs of almost all types of passenger cars in automotive applications. The flange is designed with slots of varying spacing to accommodate standard screws.

BENEFITS

- Also suitable for pressing drive shafts in vehicles with front-wheel drive.
- The hub puller is suitable for removing all 4- and 5-hole hubs on VW, Audi, Seat, Skoda, Opel, Volvo, Fiat, Renault, etc.
- The reducer can be screwed in to work with a mechanical spindle.

TECHNICAL ATTRIBUTES

#	GTIN	mm/inch	mm/inch	mm/inch	kg	kg/lb	
229-1-1	-283703	97 - 145 3 13/16-5 11/16	370 14 9/16	250 9 13/16	1.7	12,2 26.901	✓

SERIES 229-1-2
HUB PULLER WITH SLIDING HAMMER





The hub puller with sliding hammer of series 229 is used to extract all 4- and 5-hole hubs of almost all types of passenger cars in automotive applications. The flange is designed with slots of varying spacing to accommodate standard screws.

BENEFITS

- Also suitable for pressing drive shafts in vehicles with front-wheel drive
- The hub puller is suitable for removing all 4- and 5-hole hubs on VW, Audi, Seat, Skoda, Opel, Volvo, Fiat, Renault, etc.
- The reducer can be screwed in to work with a mechanical spindle.

TECHNICAL ATTRIBUTES

#	GTIN	mm/inch	mm/inch	mm/inch	kg	kg/lb	
229-1-2	-545733	97 - 145 3 13/16-5 11/16	700 27 9/16	340 13 3/8	5	11,29 24.894	✓

SERIES 229
HYDRAULIC HUB PULLER



The hydraulic hub puller of the series 229 is used for removing all 4- and 5-hole hubs of almost all car types in automotive and industry. The flange is designed with slots of different spacings to accommodate commercially available screws.

BENEFITS

- Also suitable for pressing drive shafts in vehicles with front-wheel drive.
- The hub puller is suitable for pulling all 4- and 5-hole wheel hubs on VW, Audi, Seat, Skoda, Opel, Volvo, Fiat, Renault etc.
- The reducer can be screwed in to work with a mechanical spindle.





TECHNICAL ATTRIBUTES

#	GTIN	mm/inch	Nm/ft lb	Max. tensile force kN	Max. tension force t/US t. sh.	kg/lb	
229-2	-995026	97 - 145 3 13/16-5 11/16	40 29.50	100	10 11.02	4,665 10.286	✓
229-3	-995033	97 - 145 3 13/16-5 11/16	70 51.63	150	15 16.53	4,735 10.441	✓

SERIES 229-1
CLAW WITH SLIDING HAMMER

The sliding hammer with specially profiled hook of series 229 is used for loosening the control arm from the ball joint clamp and for bodywork in automotive and industry.

BENEFITS

- Specialized tool for safe and gentle disassembly



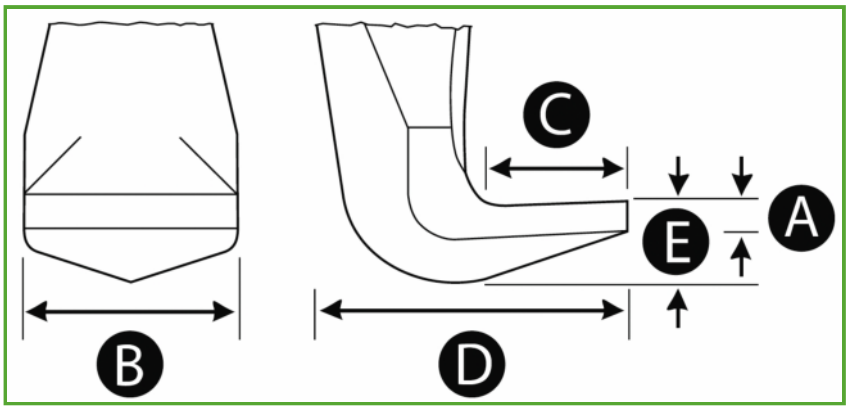

TECHNICAL ATTRIBUTES

#	GTIN	mm/ inch	mm/ inch	mm/ inch	mm/inch	mm/inch	kg	kg/lb	
229-1	-995002	25 1	40 1 9/16	85 3 3/8	700 27 9/16	340 13 3/8	5	12,95 28.555	✓

SERIES 230-I
PULLING TOOL FOR INJECTORS



The extraction tool for injectors of series 230-I is used for removing fuel injectors from diesel engines in cars during service and automotive applications. The ergonomically shaped, massive sliding piece of the sliding hammer allows optimal force transfer and achieves a strong shock effect. It also ensures contactless and gentle extraction.

BENEFITS

- The shape of the sliding piece allows for a high impact weight of the sliding hammer with simple application.
- The internal stop point prevents crushing and ensures a safe working process.

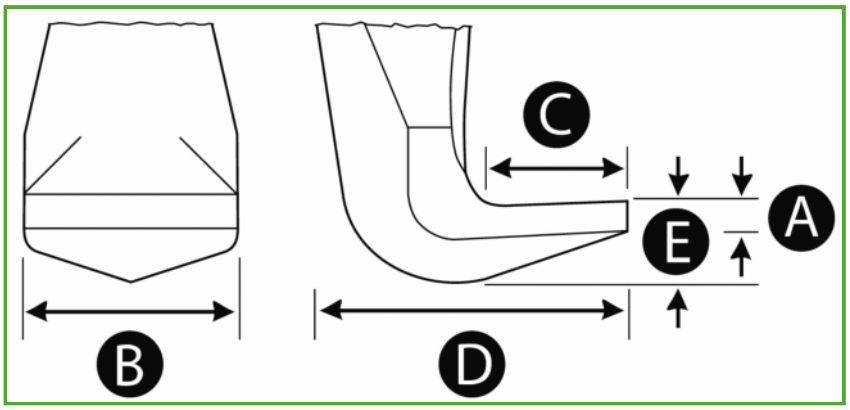

TECHNICAL ATTRIBUTES

#	GTIN	mm/ inch	mm/inch	mm/ inch	mm/inch	mm/inch	kg	kg/lb	
230-I	-977626	15 9/16	20 13/16	27 1 1/16	370 14 9/16	250 9 13/16	1.7	2,71 5.976	✓

SERIES 226
PULLER DEVICE FOR TRUCK AXLES



The pulling device for truck axles of the series 226 is used for pulling wheel hubs on SAF and BPW axles for trucks and commercial vehicles in the automotive industry. In addition to the pulling device, several adapters are included, which allow application on most common models.

BENEFITS

- Printing pieces and extensions are already included in the set and expand the application.

TECHNICAL ATTRIBUTES

#	GTIN	mm/inch	mm/inch	mm/inch	mm	mm/inch	Nm/ft lb	Max. tensile force kN	Max. tension force t/US t. sh.	kg/lb	Included in the set	
226-4/11	-831362	115 - 380 4 1/2 - 14 15/16	370 14 9/16	90x30, 110x30mm 3 9/16x1 3/16, 4 5/16x1 3/16	M18x1,5, M20x1,5, M22x1,5	36 1 7/16	450 331.92	150	15 16.53	22,9 50.495	K-226-4/12	✓

SERIES K-226
PULLER DEVICE FOR TRUCK AXLES IN CASE



The 15-piece puller for truck axles in the K-226 series case is used for pulling wheel hubs on SAF and BPW axles for trucks and commercial vehicles in the automotive industry. In addition to pullers, it also includes a hydraulic additional press and several adapters that allow application on most common models.

BENEFITS

- Printing pieces and extensions are already included in the set and expand the application.

TECHNICAL ATTRIBUTES

#	GTIN	mm/inch	mm/inch	mm	Max. tensile force kN	Max. tension force t/US t. sh.	kg/lb	Consists of	
K-226-4/12	-035753	336 13 1/4	116 - 380 4 9/16 - 14 15/16	M18x1,5, M20x1,5, M22x1,5	150	15 16.53	25,14 55.434	9-2, 18-4	✓

SERIES CITARO
MOBILE HYDRAULIC HUB PULLER "CITARO"





The hydraulic hub puller "Citaro" is used for pulling wheel hubs in the automotive industry. It allows for the perfect loosening of very stuck, difficult-to-remove wheel hubs. The 30 t pressure cylinder enables a time-saving and versatile application, even with stubborn parts.

BENEFITS

- For quick and easy positioning on the vehicle, the work unit is pivotable and pre-adjustable.
- The lever actuation allows ergonomic operation from the work area thanks to 360° swivel capability.
- The overload protection and the lowering device with easily accessible rotary valve reduces the risk of injury.
- Thanks to the 4 swivel casters and easy adjustability, it can be used mobilly at any time.
- The flat design allows working on low-lying vehicles.

TECHNICAL ATTRIBUTES

#	GTIN	bar		Max. tensile force kN	Max. tension force t/US t. sh.	kg/lb	
YHU-S-Citaro	-060137	700	M16x1,5, M18x1,5, M20x1,5	300	30 33.07	2 4.410	✓

SERIES Y-60-000
HYDRAULIC HUB PULLER





The hydraulic hub puller for commercial vehicles and low-floor buses is used for the safe and quick disassembly of the wheel hub in commercial vehicles and buses in the automotive industry. The bolt circle plate and the 30 t pressure cylinder are capable of loosening very tight and difficult-to-remove wheel hubs.

BENEFITS

- The hole circle disc with various radii and drill diameters allows for use with a variety of models.
- By storing it in the box, the completeness of the set can be easily overviewed.
- The pulling process protects the hub bearings and removes them quickly and without damage.

TECHNICAL ATTRIBUTES

#	GTIN	mm/inch	bar		Max. tensile force kN	Max. tension force t/US t. sh.	kg/lb	
Y-60-100	-356780	168,184,190 6 5/8, 7 1/4, 7 1/2	700	M16x1,5, M18x1,5, M20x1,5	300	30 33.07	37 81.585	✓
Y-60-200	-104060	225, 275, 335 8 7/8, 10 13/16, 13 3/16	700	M22 x 1,5	300	30 33.07	37 81.585	✓

SERIES 65
UNIVERSAL PULLER





The "Universal" spring compressors of series 65 are used for the removal and tensioning of coil springs in the automotive sector. Spring compressors are simple yet essential tools that allow for the safe removal and installation of springs and shock absorbers. The universal design makes it applicable for use on most vehicles.

BENEFITS

- The adjustable connecting bracket makes it easier to apply and tension even in hard-to-reach places.

TECHNICAL ATTRIBUTES

#	GTIN	L mm/inch	⌀ mm/inch	mm/inch	SW mm/inch	Max. tensile force kN	Max. tension force t/US t. sh.	kg/lb	
65-0	-020636	260 10 1/4	110 - 180 4 5/16 - 7 1/16	100 - 200 3 15/16 - 7 7/8	27 1 1/16	20	2 2.20	3,2 7.056	✓
65-1	-020711	360 14 3/16	110 - 180 4 5/16 - 7 1/16	100 - 300 3 15/16 - 11 13/16	27 1 1/16	20	2 2.20	3,295 7.265	✓
65-2	-020896	460 18 1/8	110 - 180 4 5/16 - 7 1/16	100 - 400 3 15/16 - 15 3/4	27 1 1/16	20	2 2.20	3,615 7.971	✓

SERIES 66
SPRING COMPRESSOR "MACPHERSON"



The “MacPherson” spring compressors of the 66 series are used in automotive applications for removing and compressing coil springs. Spring compressors are simple but important tools that enable the safe removal and installation of springs and shock absorbers. The “MacPherson” design can handle even the heaviest springs.

BENEFITS

- The adjustable connecting bracket makes it easier to apply and tension even in hard-to-reach places.

TECHNICAL ATTRIBUTES

#	GTIN	L mm/inch	ø mm/inch	mm/inch	SW mm/inch	Max. tensile force kN	Max. tension force t/US t. sh.	kg/lb	DEUTSCHES WERKZEUG FWI
66-1	-020971	300 11 13/16	110 - 180 4 5/16 - 7 1/16	100 - 250 3 15/16 - 9 13/16	24 15/16	25	2.5 2.76	2,99 6.593	✓
66-2	-170201	450 17 11/16	110 - 180 4 5/16 - 7 1/16	100 - 400 3 15/16 - 15 3/4	24 15/16	25	2.5 2.76	3,54 7.806	✓
66-3	-170386	450 17 11/16	110 - 180 4 5/16 - 7 1/16	100 - 400 3 15/16 - 15 3/4	24 15/16	25	2.5 2.76	4,29 9.459	✓

KUKKO // *Pull forward*

SERIES 128-F | 128-F -60 | 142

UNIVERSAL WIPER ARM PULLER

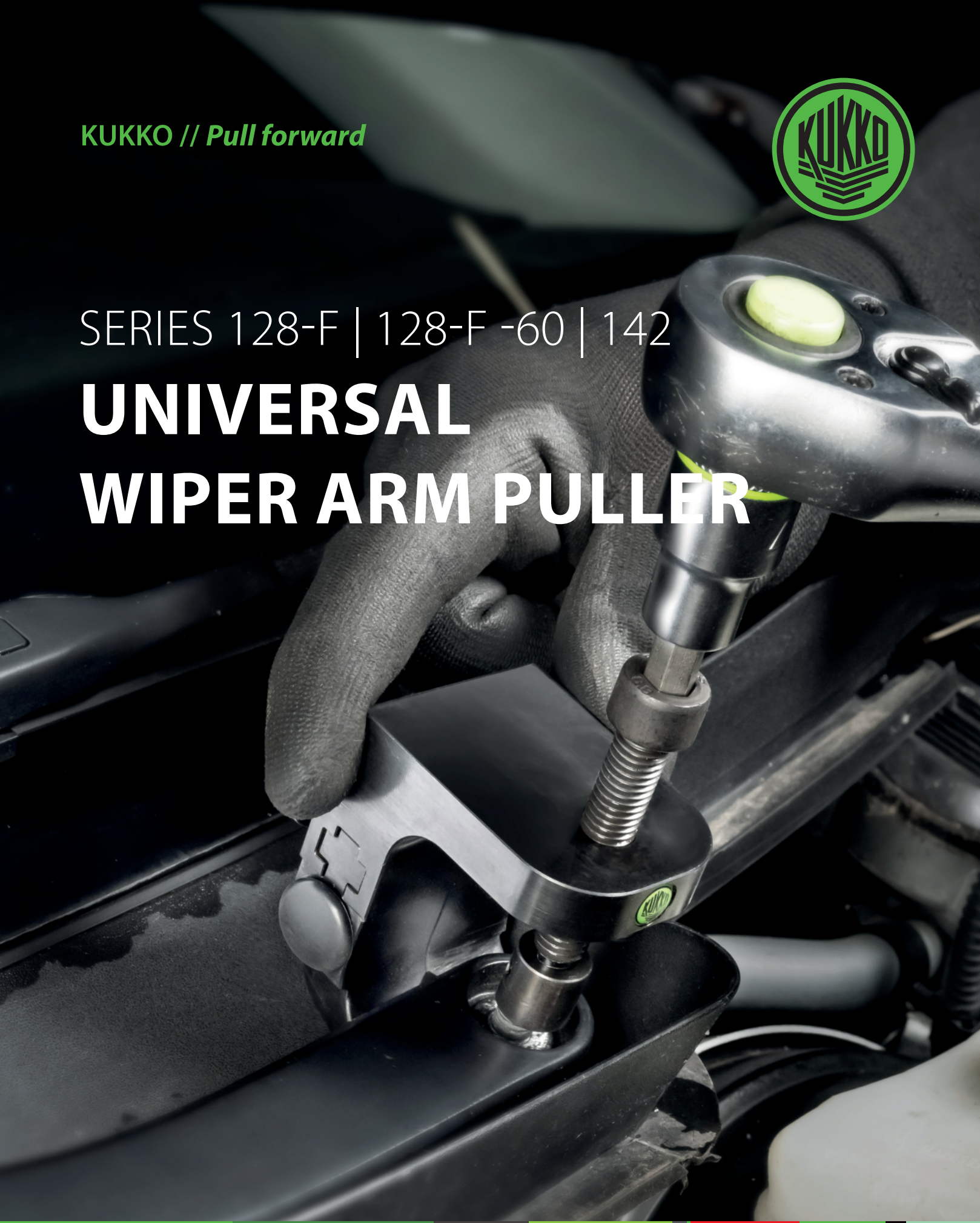

APPLICATION

Bent or broken wiper arms must be quickly replaced in order to clear the windshield and rear window of rain, snow, and dirt. As a rule, the wiper arms are seated very tightly and cannot be removed without special tools. The wiper arm pullers from KUKKO are the ideal choice for dismounting especially stubborn or rusted-on wiper arms.

Benefits

- Particularly gentle pulling thanks to the special pressure piece on the spindle
- Adjustable spread using the spring mechanism (series 128-F-60)
- Suitable for windshields and rear windows where the washer hose runs through the hub (series 128-F-60)

CONSTRUCTION

ART. NO. 128-F-SW



Drive Hex

Spindle

Hex nut for releasing and fixing the jaws

Crossbar

Pressure piece

Jaws

ART. NO. 128-F-60



Spindle

Body

Pressure piece

Tension spring

Jaws



Top view



Bottom view

SPECIAL FEATURES OF THE SERIES

SERIES 128-F-SW



128-F-SW

The universal wiper arm puller can be used on 80% of all vehicle models. The specially developed pressure piece protects the washer fluid hose during the pulling process.

SERIES 142



142-2

The models of series 142 are adapted to the aerodynamic and safety-related developments of the automotive industry. Due to reduced space conditions, the spindle is adjustable in both angle and length.

SERIES 128-F-60



128-F-60

The wiper arm puller with adjustable spread (16-38 mm) can be used universally. Thanks to the spring mechanism, the jaws are optimally positioned. A special benefit is the

APPLICATION EXAMPLES



Removing a wiper arm with the 128-F-SW



Removing a wiper arm with the 128-F-60

SERIES 128-F
2-JAW UNIVERSAL PULLER

The 2-jaw universal puller is used for removing stuck, rusted, and deeply set wiper arms on windshields and rear windows. The pressure piece on the spindle ensures the perfect contact surface and guarantees a gentle removal.

BENEFITS

- Gentle removal thanks to special pressure piece on the spindle
- Spindle outlet to protect the thread







TECHNICAL ATTRIBUTES

#	GTIN	mm/inch	mm/inch	SW mm/inch	kg/lb	Included in the set	
128-F-SW	-971242	25 - 60 1 - 2 3/8	50 1 15/16	13 1/2	0,245 0.540	K-142/4, K-142/6	✓

SERIES 128-F-60
2-JAW UNIVERSAL PULLER



The universal pullers with adjustable spread of series 128-F-60 are used for removing stuck, rusted, and deeply mounted wiper arms in the automotive industry. The returning spring mechanism keeps the jaws under tension. Thanks to interchangeable jaws, the puller can also be used on low-mounted wiper arms.

BENEFITS

- Suitable for windshields and rear windows where the wiper water hose passes through the hub.
- The choice of special threads allows for particularly high pulling forces.
- Particularly gentle removal thanks to a special pressure piece on the spindle
- Adjustable span using spring mechanism
- Interchangeable hooks thanks to modular system







TECHNICAL ATTRIBUTES

#	GTIN	mm/inch	mm/inch	kg/lb	
128-F-60	-007071	16 - 38 5/8 | 1 1/2 |	13 1/2	0,3 0.662	✓

SERIES 142
UNIVERSAL WIPER PULLER



The universal pullers of series 142 are used for removing stuck, rusted, and recessed windshield wiper arms in the automotive sector. The optimal bell shape and easy adjustability make the puller applicable for most models of common windshield wiper arms.

BENEFITS

- Suitable for windshields and rear windows where the wiper water hose passes through the hub.
- The choice of special threads allows for particularly high pulling forces.
- Particularly gentle removal thanks to a special pressure piece on the spindle
- Anti-slip safety (spindle neck) for safe working with wrench
- Spindle outlet for thread protection



TECHNICAL ATTRIBUTES

#	GTIN	mm/inch	SW mm/inch	kg/lb	Included in the set	
142-1	-555572	15 9/16	8 5/16	0,245 0.540	K-142/4, K-142/6, K-22-A	✓
142-2	-555602	23,5 15/16	8 5/16	0,26 0.573	K-142/6, K-22-A	✓
142-3	-555619	15 9/16	8 5/16	0,225 0.496	K-142/6, K-22-A	✓
142-4	-555626	26,5 1 1/32	16 5/8	0,215 0.474	K-142/4, K-142/6, K-22-A	✓

SERIES K-142
UNIVERSAL PULLER SET



The 5- and 8-piece universal wiper arm puller sets from the K-142 series are used to pull off stuck, rusted, and deeply seated wiper arms on all vehicle models. Included are, besides the wiper pullers of series 142, a wiper arm puller from series 128-F-SW as well as a 2-jaw universal puller with self-centering jaws from series 43. The sets, due to this composition, are able to gently and safely pull even in tricky pulling situations without the need to disassemble additional parts.

BENEFITS

- Suitable for windshields and rear windows where the wiper water hose goes through the hub.
- The selection of special threads allows for particularly high extraction forces.
- Particularly gentle removal thanks to a special pressure piece on the spindle

TECHNICAL ATTRIBUTES

#	GTIN	mm/inch	mm/inch	mm/inch	kg/lb	Consists of	
K-142/4	-039232	0 - 60 0 - 2 3/8	0 - 50 0 - 1 15/16	15, 26,5 9/16, 1 1/16	1,35 2.977	128-F-SW, 142-1, 142-4, 43-1	✓
K-142/6	-039249	0 - 60 0 - 2 3/8	0 - 50 0 - 1 15/16	15, 15, 23,5, 56,5 9/16, 9/16, 15/16, 2 1/4	2,61 5.755	43-1, 128-F-SW, 142-1, 142-2, 142-3, 142-4	✓

SERIES 31 | 32 | 33 | 34

STEERING WHEEL PULLER



APPLICATION

With KUKKO steering wheel pullers, steering wheels are professionally and gently removed. Depending on the vehicle model and installation situation, KUKKO offers various steering wheel pullers in its range. The selection ranges from pullers for steering wheels with three or four spokes to pullers for sport steering wheels.

Benefits

- Universal application thanks to variously sized spacer rings (series 31)
- Universal application thanks to variously sized pull rings (series 32)
- Universal application for a variety of steering wheel types thanks to jaws of different lengths (series 33)
- Separate protective cap for the steering shaft thread is included (series 33 and 34)

CONSTRUCTION OF A STEERING WHEEL PULLER (SERIES 33)

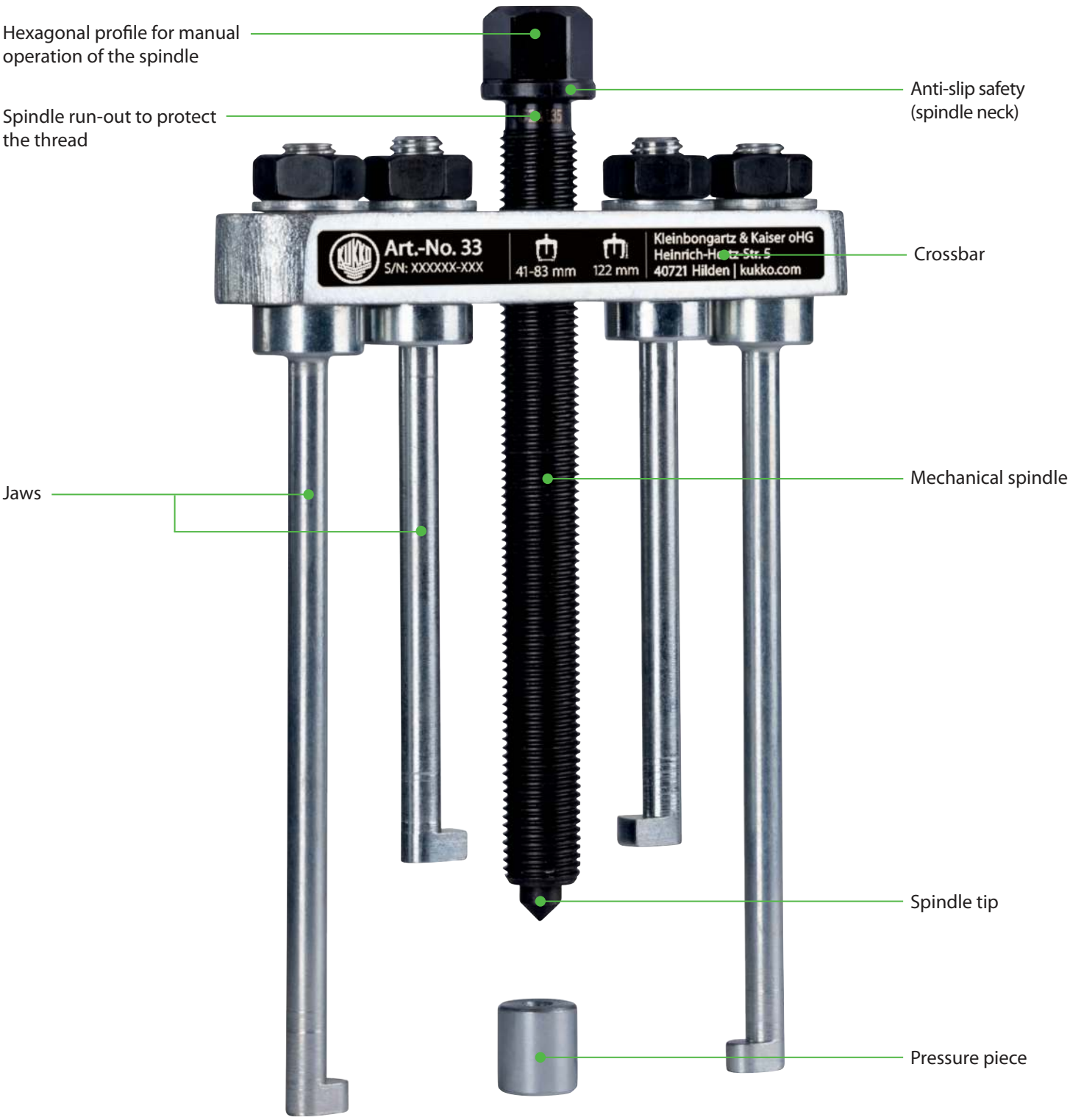

SPECIAL FEATURES OF THE SERIES

SERIES 31

Steering wheel puller



31-1

The universally applicable steering wheel puller is used for the gentle removal of steering wheels in a wide variety of designs. The particularly robust design of the puller withstands even the highest loads.

SERIES 32

Steering wheel puller



32-1

The steering wheel puller is used for the gentle removal of steering wheels with three or four spokes. The particularly robust design of the puller withstands even the highest loads.

SERIES 33

2-jaw steering wheel puller



33

The 2-jaw steering wheel puller is used for removing steering wheels with narrow pull-off slots. The two short jaws are ideally suited for sport steering wheels. The long jaws are used for standard steering wheels. Due to their construction, the jaws can be adjusted in any direction.

SERIES 34

2-jaw steering wheel puller



34-1

The 2-jaw steering wheel puller is used for removing steering wheels with large pull-off slots. Variant 34-0 is equipped with a pair of short jaws . Model 34-1 includes an additional pair of long jaws . Due to their construction, the jaws can be adjusted in any direction.

SERIES 31
UNIVERSAL PULLER



The universally applicable steering wheel puller is used for gentle removal of steering wheels in various designs. The particularly powerful design of the puller withstands even the strongest loads.

BENEFITS

- Universally applicable thanks to various sizes of insert rings
- Safe setup of the spindle through a swiveling spindle tip on both smooth surfaces and during centering (Switch Technology)

TECHNICAL ATTRIBUTES

#	GTIN	mm/inch	mm/inch	kg/lb	
31-1	-013881	30 - 60 1 3/16 | 2 3/8 |	22 7/8	5,9 13.010	✓
31-2	-013966	80 - 90 3 1/8 | 3 9/16 |	22 7/8	4,86 10.716	✓

SERIES 32
STEERING WHEEL PULLER



The steering wheel puller is used for gentle removal of steering wheels with three or four spokes. The particularly strong design of the puller withstands even the highest loads.

BENEFITS

- The rubber coating on the pulling ring provides protection for the steering wheel and spokes during the extraction process.
- Universally applicable thanks to variously sized pull rings
- Secure mounting of the spindle with a swivel spindle tip on both smooth surfaces and during centering (Switch Technology)

TECHNICAL ATTRIBUTES

#	GTIN	mm/inch	mm/inch	mm/inch	kg/lb	
32-1	-014048	53 - 92 2 1/16 - 3 5/8	100 3 7/8	17 11/16	1,56 3.440	✓
32-2	-014123	53 - 92 2 1/16 - 3 5/8	120 4 3/4	19 3/4	2,325 5.127	✓

SERIES 33
STEERING WHEEL PULLER FOR STEERING WHEELS WITH NARROW PULLER SLOTS



The 2-jaw puller is used for removing steering wheels with narrow pull slots. The two short jaws are ideally suited for sports steering wheels. The long jaws are used for standard steering wheels. Due to their construction, the jaws are adjustable in any direction. Thanks to the slim design of the puller, it can reach into narrow pull slots to disassemble the steering wheel or other hard-to-reach components.

BENEFITS

- Anti-slip safety (spindle neck) at the spindle head for safe working with wrench.
- Spindle outlet to protect the thread
- Universally applicable for a variety of steering wheel types thanks to different lengths of jaws.
- A separate protective cap for the steering column thread is included.

TECHNICAL ATTRIBUTES

#	GTIN	mm/inch	mm/inch	mm/inch	kg/lb	
33	-014208	41 - 83 1 5/8 - 3 1/4	122 3 1/2 | 5 1/8	17 11/16	0,745 1.643	✓

SERIES 34
STEERING WHEEL PULLER FOR STEERING WHEELS WITH LARGE PULLER SLOTS



The 2-jaw puller is used for pulling steering wheels with large pull slots and hard-to-reach components. The variant 34-0 is equipped with a pair of short jaws. The model 34-1 has an additional pair of long jaws. Due to their construction, the jaws are adjustable in any direction. Thanks to the sturdy design of the puller, it can reach into large pull slots to access the steering wheel.

BENEFITS

- Anti-slip safety (spindle neck) at the spindle head for safe working with wrench.
- Spindle outlet to protect the thread
- Separate protective cap for the steering shaft thread is attached

TECHNICAL ATTRIBUTES

#	GTIN	mm/inch	mm/inch	mm/inch	kg/lb	
34-0	-865879	28 - 90 1 1/8 - 3 9/16	85 3 3/8	17 11/16	0,68 1.499	✓
34-1	-865886	28 - 90 1 1/8 - 3 9/16	85 3 3/8	17 11/16	0,96 2.117	✓

KUKKO // *Pull forward*

SERIES 118

PULLER FOR CAMSHAFT GEARS



APPLICATION

The pullers for camshaft gears of series 118 are equipped with sliding, always parallel jaws and are used for pulling spoked camshaft gears in the automobile workshop. Thanks to the four special jaws, particularly safe and damage-free removal is guaranteed. Usable up to a maximum spread of 115 mm and a maximum reach of 43 mm.

Benefits

· Special jaws for ideal adaptation to camshaft gears
· Anti-slip safety (spindle neck) at the spindle head for safe operation with a wrench
· Spindle runout for protection of the thread

CONSTRUCTION OF A PULLER FOR CAMSHAFT GEARS



SPECIAL FEATURES OF THE SERIES

Depending on the installation situation of the camshaft gear, there are two different puller models, which differ by the number of their hooks.

MODEL 118-0

Puller for camshaft gears with 4 different claw types



MODEL 118-1

Puller for camshaft gears with 2 different claw types



APPLICATION EXAMPLES





Both photos show the pulling process of a camshaft gear using the 118-0 with the single-finger claws.

SERIES 118
PULLER FOR CAMSHAFT GEARS

The camshaft puller with sliding, always parallel puller jaws is used for pulling spoke camshaft wheels in the automotive workshop. Equipped with four special puller jaws, the external puller guarantees particularly safe, non-destructive disassembly.



BENEFITS

- Special puller jaws for ideal fitting on camshaft gears
- Anti-slip safety (spindle neck) at the spindle head for safe work with wrench.
- Spindle outlet to protect the thread







TECHNICAL ATTRIBUTES

#	GTIN	mm/inch	mm/inch	SW mm/inch	Nm/ft lb	Max. tensile force kN	Max. tension force t/US t. sh.	kg/lb	DEUTSCHES WERKZEUG FWI
118-0	-860904	28 - 115 1 1/8 - 4 1/2	43 1 11/16	17 11/16	35 25.82	20	2 2.20	1,26 2.778	✓
118-1	-989636	42 - 115 1 5/8 - 4 1/2	43 1 11/16	17 11/16	35 25.82	20	2 2.20	1,28 2.822	✓

SERIES 16

CYLINDER LINER PULLER

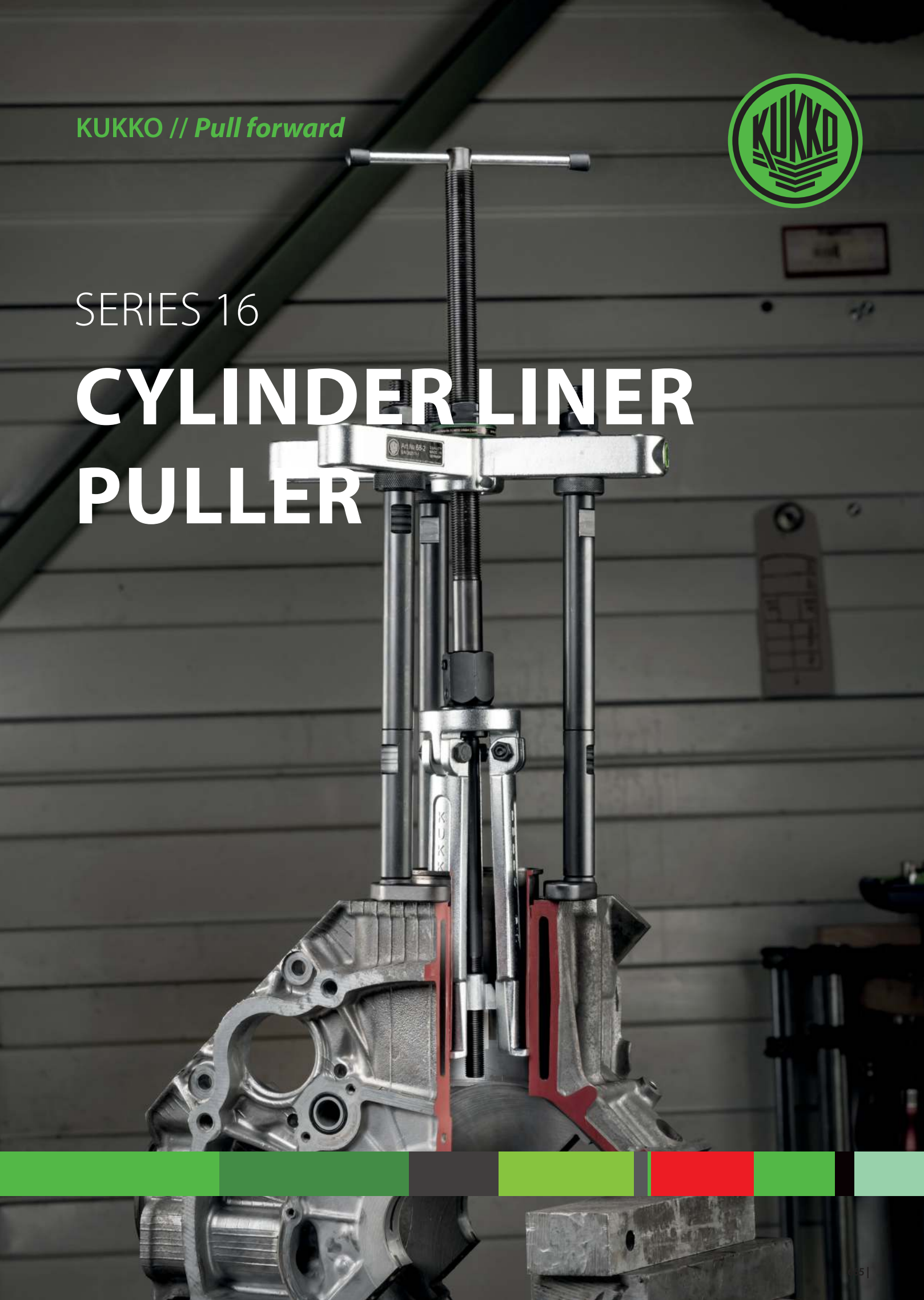

APPLICATION

Cylinder liners protect the engine block from wear. As wear parts, the liners must be replaced over time. For pulling wet cylinder liners as well as similar components in trucks, cars, and stationary engines, KUKKO recommends Series 16. The combination of internal extractor and counter stay guarantees powerful and gentle pulling. In addition, the integrated power nut ensures effortless operation with minimal friction loss.

Benefits

- The mechanical spindle allows even bearings sitting close to the rear wall to be pulled out safely and quickly
- The friction resistance of the counter stay nut is reduced to a minimum thanks to a built-in pressure bearing
- The support feet are suitable for large cylinder liners and bearings
- The foot bolts ensure an especially firm positioning during extraction

STRUCTURE OF A CYLINDER LINER PULLER



PRODUCT RANGE OVERVIEW

Internal extractor





Expanding range from 60 - 155 mm



(View from below)

16-21

Counter stays



16-22



16-23

Cylinder liner puller



16



16-2

SETS



K-16-A



K-16-B

The K-16-A series set with a 2-jaw crossbar and the K-16-B with multi-crossbar contain an application-oriented combination for immediate and universal use in cylinder liner removal.

SPECIAL FEATURES OF THE COUNTER STAY 16-23

MULTI-CROSSBAR



The new multi-crossbar of the 68 series offers space for up to four foot bolts. This guarantees a larger contact area and thus a more even force distribution.

SCALE FOR FINE ADJUSTMENT



Above the crossbar is a scale with various numerical values. This adjustment aid ensures that the foot bolts can be set at equal intervals to allow for uniform extraction load.

SCREW CONNECTION



The knurled surface stands out for its especially sturdy design and a large contact area. The knurling guarantees easy, powerful operation of the knurled nut.

POWER NUT



KUKKO's power nut guarantees more energy-saving clamping of tools and workpieces, as well as torque application with minimal friction loss.

TIPS

EXTENDING THE FOOT BOLTS:

The K-16-A and K-16-B sets include 2 and 3 extensions for the foot bolts, respectively. To increase the reach, simply screw the extensions onto the foot bolts.



EXTENDING THE SPINDLE:

When dismantling particularly deeply-situated components, the spindle can be extended using a spindle extension.



APPLICATION EXAMPLES



A look inside while pulling out a cylinder liner



With three foot bolts on the multi-crossbar you achieve optimal positioning during the extraction process using the 16-2 cylinder liner puller

SERIES 16
CYLINDER SLEEVES PULLER



The cylinder sleeve pullers of series 16 are used for extracting cylinder liners and similar parts. Three spreading bodies ensure an optimal fit of the internal extractor to the respective application. The integrated POWER NUT allows for a high force expenditure. Items 16-22 and 16-23 are counter stays and can be combined with the internal extractor 16-21.

BENEFITS

- Pullers are suitable for large cylinder sleeves and bearings and guarantee a firm stand when pulling out.
- Knurled nut provides a large contact area for even and powerful extraction.
- The Power Nut minimizes friction resistance while simultaneously allowing forces that can otherwise only be achieved with hydraulic spindles.
- The mechanical spindle allows bearings that are tightly seated on the rear wall to be safely and quickly extracted.







TECHNICAL ATTRIBUTES

#	GTIN	mm/inch	mm/inch	mm/ inch	mm/ inch	Max. tensile force kN	Max. tension force t/US t. sh.	mm	SW mm/inch	kg/lb		Included in the set	
16-21	-251559	{9786} {10140}	60 - 155 2 3/8 - 6 1/8	190 7 1/2	70 2 3/4	70	7 7.72	G 1/2	32 1 1/4	3,47 7.651	16-22, 16-23	K-16-A, K-16-B	✓
16-22	-251634	85 - 250 3 3/8 - 9 13/16				70	7 7.72	G 1/2	32 1 1/4	4,325 9.537	-	K-16-A	✓
16-23	-060731	85 - 250 3 3/8 - 9 13/16				70	7 7.72	G 1/2	32 1 1/4	5,96 13.142	-	K-16-B	✓
16	-008023	{9786} {10140}	60 - 155 2 3/8 - 6 1/8	120 4 3/4	70 2 3/4	70	7 7.72	G 1/2	32 1 1/4	7,6 16.758	-	K-16-A	✓
16-2	-060717	{9786} {10140}	60 - 155 2 3/8 - 6 1/8	120 4 3/4	70 2 3/4	70	7 7.72	G 1/2	32 1 1/4	0,3 0.662	-	K-16-B	✓

SERIES K-16
CYLINDER SLEEVE PULLER SETS



The 10- or 12-piece cylinder bushing puller sets are used for extracting cylinder liners and similar components. Three spreading bodies ensure optimal adaptation of the internal extractor to the respective application, and the POWER SCREW allows for high force application.

BENEFITS

- Application-oriented assembly for universal use
- By storing it in the box, the completeness of the set can be easily overviewed.
- The mechanical spindle securely and quickly extracts bearings that are positioned tightly against the back wall.
- The friction resistance of the counter stay nut is minimized by a built-in pressure bearing.





TECHNICAL ATTRIBUTES

#	GTIN	mm/inch	mm/inch	Max. tensile force kN	Max. tension force t/US t. sh.	kg/lb	Consists of	
K-16-A	-711664	60 - 155 2 3/8 - 6 1/8	85 - 250 3 3/8 - 9 13/16	70	7 7.72	11,76 25.931	16-21, 16-22, 16-22-V, 19-7-P	✓
K-16-B	-711671	60 - 155 2 3/8 - 6 1/8	85 - 250 3 3/8 - 9 13/16	70	7 7.72	13,82 30.473	16-21, 19-7-P, 16-23, 16-22-V	✓

SERIES URANOS
MOBILE ENGINE CONDUCTOR "URANOS"



The motor conductor "URANOS" is used for directing the angle during the installation and removal of engines, transmissions, and batteries of all kinds in industry and workshop. By operating the hand chain, the motor conductor can be universally and easily adjusted to ensure smooth operation on the engine. The self-locking worm gear and the 3-point suspension provide the necessary stability and safety.

BENEFITS

- The actuation of the hand chain can occur in all angular positions without impairment.
- The necessary tilt is securely held by the built-in, self-locking worm gear as soon as the operation of the hand chain ceases.
- The large translation of the snail gear with the highest possible efficiency ensures quick handling in all positions.





TECHNICAL ATTRIBUTES

#	GTIN	mm/inch	mm/inch	mm/inch	kg	kg/lb	
W-3180	-318007	1.900 74 13/16	700 27 9/16	500 19 11/16	2.000	32 70.560	✓
W-3188	-318809	1.245 49 1/64	500 19 11/16	345 13 9/16	500	11,85 26.129	✓

SERIES W-6066
MOTOR MOUNTING BRACKETS





The engine mounting stand of the W-6066 series is used for double-sided mounting of various engines in industry and workshops. It consists of 1 driven bearing pedestal, 1 counter bearing pedestal, 2 yokes, 4 support arms, 4 clamping dogs and 2 connecting tubes and, thanks to interchangeable clamping dogs, is suitable for various engines.

BENEFITS

- Adaptation to many engines possible
- Highest productivity through simple and fast handling
- Easy alignment through 4 rollers per assembly stand
- Easy operation thanks to oil-lubricated gearbox with high efficiency
- Continuous rotation of the motor by 360° is possible in both directions.

TECHNICAL ATTRIBUTES

#	GTIN	mm/inch	mm/inch	mm/inch	mm/inch	kg	kg/lb	
W-6066	-120785	1950 76 3/4	900 35 7/16	1070 42 1/8	667 26 1/4	1.200	45 99.225	✓

SERIES W-6067
MOTOR MOUNTING BRACKETS



The motor assembly stand of the W-6067 series is used for one-sided support of various engines in industrial and workshop environments. It consists of 1 driven bearing block, 1 clamping rail with a disc, tabs, and screws, as well as 1 support arm and is suitable for different engines thanks to replaceable clamping jaws.

BENEFITS

- Adaptation to many engines possible
- Highest productivity through simple and fast handling
- Easy alignment through 4 rollers per assembly stand
- Easy operation thanks to oil-lubricated gearbox with high efficiency
- Continuous rotation of the motor by 360° is possible in both directions.

TECHNICAL ATTRIBUTES

#	GTIN	mm/inch	mm/inch	mm/inch	mm/inch	mm/inch	kg	kg/lb	
W-6067	-120853	1120 44 1/8	950 37 3/8	1070 42 1/8	930 36 5/8	130 5 1/8	600	24 52.920	✓

TESTING & MEASURING



APPLICATION

The pneumatic test cases of series W-6050 are used for testing control pressures, intervals, gradations, control and safety functions, tightness and pressure drops of compressed air brake systems up to 4 circuits and others in industry and workshops. For buses, the case is used to test all air suspension systems and door operating units, as well as control and servo units on special vehicles.

STRUCTURE OF A TEST CASE



APPLICATION EXAMPLE



Connecting a pneumatic hose to the coupling plug



Interior view of the test case

SERIES W-6050
PNEUMATIC TEST CASE



The Pneumatic test cases of the series W-6050 are used for testing switching pressures, intervals, gradations, control and safety functions, tightness, and pressure losses of compressed air brake systems with up to 4 circuits, as well as other applications in industry and workshops. For buses, the case is used to test all air suspension systems and door actuation devices, as well as control or servo devices on special vehicles.

BENEFITS

- Swingable instrument panel with built-in pressure gauges, using hinges
- Quick coupling connections on the front of the control panel
- Color-coded test tubes and pressure gauges with a visual indicator for better clarity.







TECHNICAL ATTRIBUTES

#	GTIN	mm/inch	mm/inch	mm/inch	mm/inch	bar	bar	kg/lb	
W-6050/6	-130265	645 25 3/8	355 13 1	250 9 13/16	100 3 15/16	0,1	16	19 41.895	✓
W-6050/8	-605084	645 25 3/8	355 13 1	250 9 13/16	100 3 15/16	0,5	25	23 50.715	✓

SERIES W-6050/9
PNEUMATIC TEST CASE

The special pressure gauges are accessories for the pneumatic testing case W-6050. They are equipped with a rubber protective cap, connecting nipple, and safety chain for quick coupling and securing with the test hoses.



TECHNICAL ATTRIBUTES

#	GTIN	mm/inch	bar	bar	kg/lb	
W-6050/9	-605091	100 3 15/16	0,1	16	0,84 1.852	✓

SERIES 124-K
2-JAW PULLEY PULLER SET FOR ALL VEHICLE TYPES





The car pulley puller set for all vehicle types is used for removing multi-ribbed pulleys with a diameter of up to 195 mm in automotive applications. The 2-jaw design allows for space-saving work, which functions in any position and even under full load, thanks to the parallel puller jaws.

BENEFITS

- Universally applicable for most vehicle types
- The flange of the spindle neck prevents the slipping of the key.
- The included hook extensions allow adjustment to all given installation conditions.

TECHNICAL ATTRIBUTES

#	GTIN	SW mm/inch	mm/inch	max. mm/inch		kg/lb	
124-K	-736841	17 11/16	195 7 11/16	68 - 88 7 11/16 - 3 7/16	M10	2,52 5.557	✓

SERIES 101-1
PISTON RING PLIERS



The piston ring pliers of the series 101 are used for spreading piston rings in crafts, industry, and workshops. The piston ring pliers are capable of spreading piston rings without damaging the original shape of the rings.

BENEFITS

- The design allows for the gentle and uniform pulling apart of piston rings.
- Through the pliers shape, the piston rings can be securely inserted.

TECHNICAL ATTRIBUTES

#	GTIN	mm/inch	mm/inch	kg/lb	
101-1	-022531	200 7 7/8	50 - 100 1 15/16 - 3 15/16	0,25 0.551	✓
101-2	-022616	240 9 7/16	90 - 100 3 9/16 - 5 7/8	0,4 0.882	✓

SERIES 101-3
UNIVERSAL PISTON RING PLIERS



The universal piston ring placement pliers are used for the efficient installation of piston rings in the automotive industry. The placement pliers are capable of gently and problem-free mounting of piston rings without overstretching or causing any other damage. The pliers are handy and due to their lightweight adjustability, they are flexible for use with various piston rings.

BENEFITS

- The precise setting of the spread prevents the overextension or breakage of the piston rings
- Wear, oil loss, or other damage to piston rings or cylinders is effectively prevented.

TECHNICAL ATTRIBUTES

#	GTIN	mm/inch	mm/inch	kg/lb	
101-3	-974489	220 8 11/16	60 - 140 2 3/8 - 5 1/2	0,31 0.684	✓

SERIES 100
PISTON RING CLAMPS



The piston ring tension bands of the series 100 are used to tension the piston rings during the installation of the pistons in the cylinders in automotive applications. The tension bands in various sizes are ideally suited for wide application in the automotive industry.

BENEFITS

- Simple application for the safe installation of pistons
- Easy operation with hex key

TECHNICAL ATTRIBUTES

#	GTIN	mm/inch	mm/inch	kg/lb	
100-1	-022203	57 - 125 2 1/4 - 4 15/16	80 3 1/8	0,285 0.628	✓
100-2	-022388	90 - 175 3 9/16 - 6 7/8	80 3 1/8	0,32 0.706	✓
100-3	-022463	90 - 175 3 9/16 - 6 7/8	165 6 1/2	0,595 1.312	✓

SERIES 103-1
VALVE SPRING COMPRESSOR



The valve spring compressors of series 103 are used for the damage-free installation and removal of valves for overhead cam engines in the automotive industry. The compressors allow for a safe removal of valves by tensioning the valve spring.

BENEFITS

- Suitable for both installation and removal.
- Safe and gentle work on the engine

TECHNICAL ATTRIBUTES

#	GTIN	mm/inch	mm/inch	kg/lb	
103-1	-022876	290 11 7/16	60 - 230 2 3/8 - 9 1/16	1,21 2.668	✓

SERIES 104
STRAP WRENCH FOR OIL FILTER REMOVAL



The strap wrench of series 104 is a spare part used for oil filter removal in crafts, industry, and workshops. The strap can be tightened around the filter to disassemble it without causing damage using the handle.

BENEFITS

- The sturdy, non-slip fabric tape with rubberized grip ensures smooth disassembly.





TECHNICAL ATTRIBUTES

#	GTIN	mm/inch	kg/lb	
104	-023606	180 7 1/16	0,26 0.573	✓

SERIES 104-32
OIL FILTER WRENCH WITH 32-LINK CHAIN

The oil filter wrench with a 32-link chain from series 104 is a replacement part that is used for oil filter Removing in trade, industry, and workshops. The chain can be reliably tensioned to remove the oil filter without causing damage.



TECHNICAL ATTRIBUTES

#	GTIN	mm/inch	mm/inch	kg/lb	DEUTSCHES WERKZEUG FWI
104-32	-790751	0-110 0-4 5/16	32 1 1/4	0,36 0.794	✓

SERIES 105
OIL FILTER WRENCH

The oil filter wrenches of series 105 are spare parts used for loosening oil filters and other round screw connections in crafts, industry, and workshops. The variant 105-0 features a robust handle for quick use, while the variant 105-1 has a space-saving square drive for work even in the tightest of spaces.



BENEFITS

- The steel band is adjustable and universally applicable.

TECHNICAL ATTRIBUTES

#	GTIN	mm/inch	kg/lb	DEUTSCHES WERKZEUG FWI
105-0	-023866	70-110 2 3/4-4 5/16	0,33 0.728	✓
105-1	-175749	70-110 2 3/4-4 5/16	0,22 0.485	✓

SERIES 108
OIL FILTER CLAW KEY

The Oil Filter Claw Wrenches are spare parts used for loosening oil filters and other round fasteners in crafts, industry, and workshop. The extremely strong and durable oil filter claws are capable of safely and non-destructively removing even tightly stuck oil filters.



108-1 108-2 108-3

BENEFITS

- Universal use even in hard-to-reach places

TECHNICAL ATTRIBUTES

#	GTIN	mm/inch	mm/inch	mm/inch	mm/inch	kg/lb	
108-1	-760426	60-100 2 3/8-3 15/16	10 3/8	12,5 1/2	21 13/16	0,38 0.838	✓
108-2	-965487	65-120 2 9/16-4 3/4	10 3/8	12,5 1/2	22 7/8	0,595 1.312	✓
108-3	-967900	90-140 3 9/16-5 1/2	12,5 1/2	12,5 1/2		1 2.205	✓

SERIES 48
SINGLE-HANDED TENSIONING PULLER



The handy 2-jaw puller with self-centering jaws is used to remove battery terminals. It can loosen any component that sits on a shaft and is freely accessible from the outside. The narrow jaws are suitable for tight, hard-to-reach spots. The freely movable pin on the T-handle ensures comfortable one-handed tightening of the spindle in confined spaces. The pulling process occurs in direct contact with the part to be tightened, thereby ensuring a controlled application of force.

BENEFITS

- Self-centering of the jaws by manually tightening the spindle (Autogrip Technology)
- Integrated, freely movable pen on the T-handle ensures manual spindle drive in the tightest spaces
- Easy one-handed operation for flexible working
- The slim design of the jaws allows access to hard-to-reach places. No additional tool is required for the pulling process.

TECHNICAL ATTRIBUTES

#	GTIN	mm/inch	mm/inch	Max. tensile force kN	Max. tension force t/US t. sh.	kg/lb	
48	-170539	0 - 60 0 - 2 3/8	40 1 5/8	15	1.5 1.65	0,225 0.496	✓

SERIES 20-V

PULLER FOR VW-AUDI CLUTCH

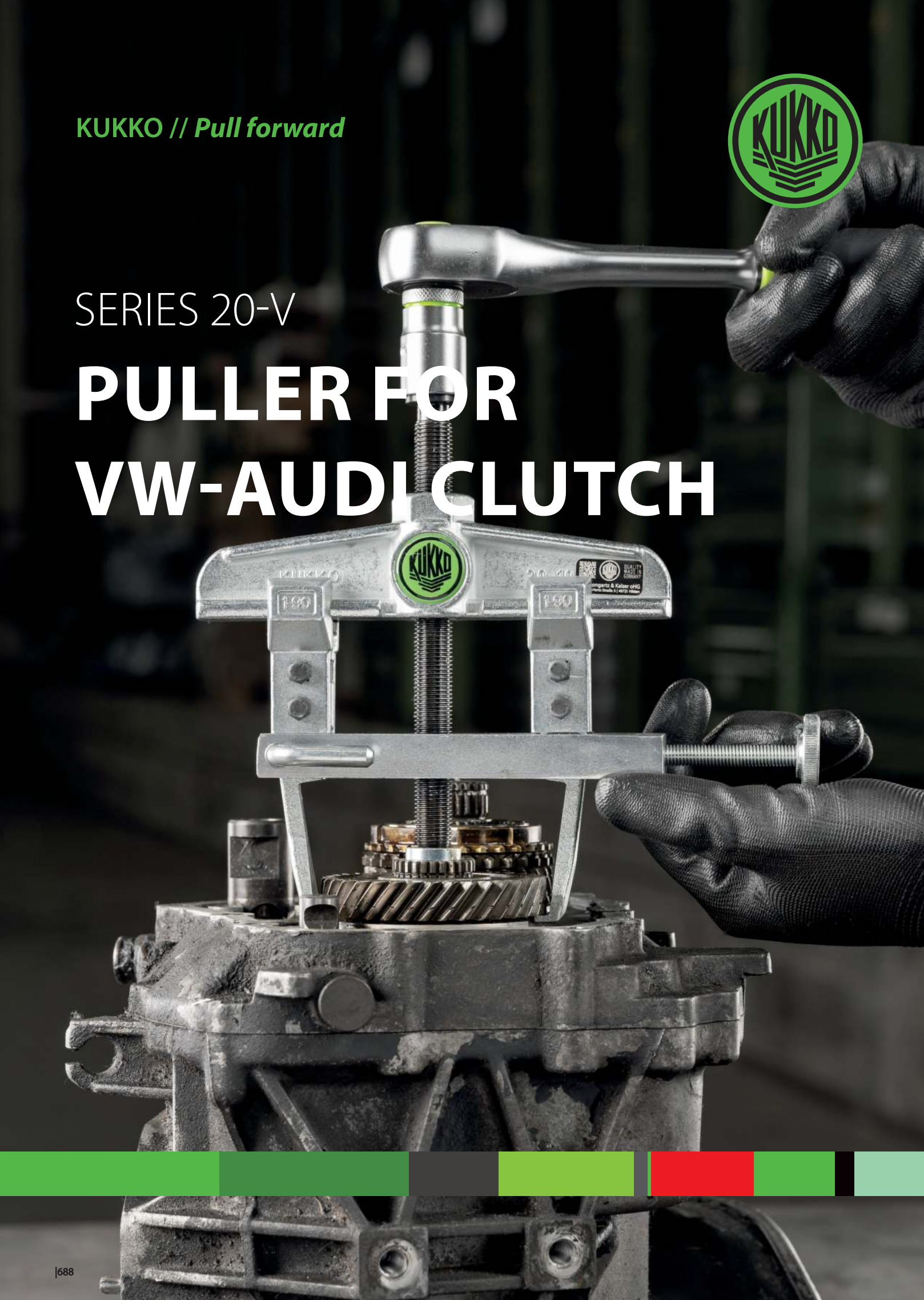

APPLICATION

The 2-jaw puller of Series 20-V is used for pulling transmission gears on the VW/Audi clutch-gearbox combination from model year 2007 onwards. With strong, slim special jaws and a clamp that can be subsequently fixed on the side, Series 20-V is an ideal problem solver. In addition to Volkswagen and Audi models, it can also be used for many other gears and ball bearings where working with standard pullers is impossible.

Benefits

- Screw connection enables easy loosening and particularly tight fastening of the jaws with an allen key
- Also suitable for eccentric components thanks to freely movable jaws sliding on the crossbar
- Optimal spindle adaptation to the shaft due to 2-sided spindle tip (ball and tip)
- Hexagonal profile on the crossbar for safe counter-holding
- Anti-slip safety (spindle neck) for safe operation with a wrench

CONSTRUCTION

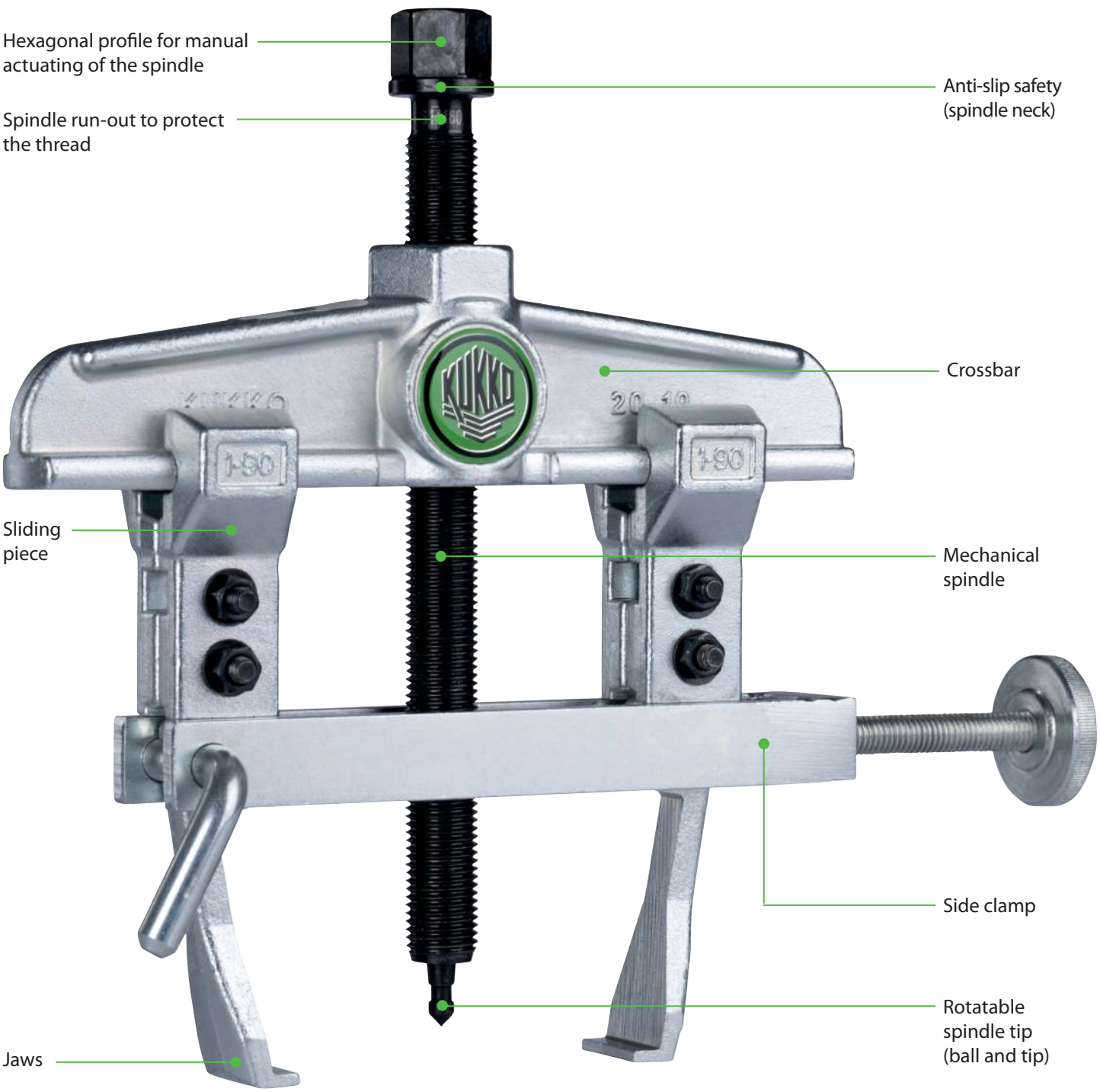

APPLICATION IMAGES



Pulling a gear wheel with the 20-10-V



The clamp presses the jaws to the part to be pulled off



Detail view of the special hook shape

SERIES 20-V
2-JAW PULLER FOR GEAR WHEELS FOR VW/ AUDI CLUTCH-TRANSMISSION COMBINATION



The 2-jaw puller for gear wheels is used for removing gear wheels for the VW/Audi clutch-transmission combination from the year 2007 onwards in craft, workshop, and industry. With powerful, slim special hooks and a subsequently fixable lateral clamping device, the series 20-V is an ideal problem solver. Apart from models from VW and Audi, it is also usable for many other gears and ball bearings where work with standard pullers is impossible.

BENEFITS

- The screw connection allows for easy loosening and particularly tight fastening of the jaws with an allen key
- Application also for eccentric components through freely movable, sliding puller jaws on the crossbar.
- Hexagonal profile on the crossbar for secure counter-holding
- Anti-slip safety at the spindle neck for safe working with a screw wrench
- Optimal adjustment of the spindle to the shaft through 2-sided spindle tip (ball and tip)







TECHNICAL ATTRIBUTES

#	GTIN	mm/inch	mm/inch	mm/inch	Nm/ft lb	Max. tensile force kN	Max. tension force t/US t. sh.	kg/lb	
20-10-V	-907944	0 - 120 0 - 4 3/4	100 3 15/16	17 11/16	80 59.01	45	4.5 4.96	1,59 3.506	✓

SERIES YHU
MOBILE HYDRAULIC TRANSMISSION JACK "RHINO"



The hydraulic transmission jack RHINO is used for work on car and truck transmissions, clutches, and differentials. The two-axis swivel base plate with adjustable mounts and chains serves to align the pickups and tool universal mount up to 1.5 tons.

BENEFITS

- The lever actuation is swiveling 360° and removable, allowing for ergonomic operation from the work area.
- The overload protection and the lowering mechanism for controlled load lowering reduce the risk of injuries or damages.
- The RHINO is always easy to move around thanks to its four swivel casters.
- The flat design allows working on low-lying vehicles.

TECHNICAL ATTRIBUTES

#	GTIN	mm/inch	mm/inch	mm/inch	mm/inch	kg	kg/lb	
YHU-S	-060113	652 25 11/16	890 35 1/32	1105 43 1/2	725 28 9/16	1.500	146 321.930	✓

SERIES K-226
PULLER DEVICE FOR TRUCK AXLES IN CASE



The 15-piece puller for truck axles in the K-226 series case is used for pulling wheel hubs on SAF and BPW axles for trucks and commercial vehicles in the automotive industry. In addition to pullers, it also includes a hydraulic additional press and several adapters that allow application on most common models.

BENEFITS

- Printing pieces and extensions are already included in the set and expand the application.

TECHNICAL ATTRIBUTES

#	GTIN	mm/inch	mm/inch	mm	Max. tensile force kN	Max. tension force t/US t. sh.	kg/lb	Consists of	
K-226-4/12	-035753	336 13 1/4	116 - 380 4 9/16 - 14 15/16	M18x1,5, M20x1,5, M22x1,5	150	15 16.53	25,14 55.434	9-2, 18-4	✓

SERIES 18-4SAF
PULLER SET IN METAL CASE FOR SAF AXLES

The 7-piece puller set in the metal case for SAF axles of the series 18 is used for pulling axles on trucks in the automotive industry. The set is particularly suitable for SAF axles of the types SK9030 / 9037 / 9042 / 11030 / 11242 due to its composition of puller, extension, and adapter.





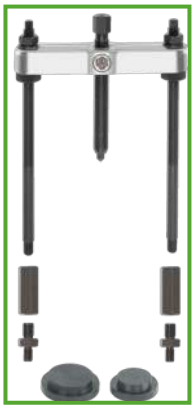

TECHNICAL ATTRIBUTES

#				SW		Max. tensile force	Max. tension force		Consists of	
	GTIN	mm/inch	mm/inch	mm/inch		kN	t/US t. sh.	kg/lb		
18-4SAF	-465246	535 21 1/16	116 - 380 4 9/16 - 14 15/16	36 1 7/16	M18 x 1,5	150	15 16.53	24,43 53.868	18-4, 19-4-P	✓

SERIES 102
PISTON PIN PRESS FOR ASSEMBLY AND DISASSEMBLY



The piston pin presses of the series 102 are used for the gentle insertion and extraction of piston pins in the automotive industry. The tool enables safe assembly and disassembly of piston pins via pressure pieces without damaging the piston in the process. Item 102-0 contains two additional pressure pieces, while 102-1 is designed for large piston ring diameters and includes three additional pressure pieces.

BENEFITS

- Damage-free work on the piston
- Customizable versatile application

TECHNICAL ATTRIBUTES

#	GTIN	mm/inch	kg/lb	
102-0	-170874	38 1 1/2	0,17 0.375	✓
102-1	-022791	100 3 15/16	1,335 2.944	✓

SERIES 204-V
2-JAW BEARING PULLER WITH SIDE CLAMP AND ADAPTER

The 2-jaw bearing puller with side clamp from series 204-V is used for pulling particularly tight workpieces. The additionally included adapter fits all common axle bores. Thanks to the clamp, the pressure of the jaws is increased manifold.



BENEFITS

- The lateral clamp ensures that the puller jaws are pressed particularly firmly against the part to be pulled off.
- 2-fold exertion of force from above and the side ensures 100% secure grip
- The adapter fits all common axle holes such as VAG and other models.
- The slim design of the jaws allows access to hard-to-reach areas.
- Anti-slip safety at the spindle neck for safe working with wrench







TECHNICAL ATTRIBUTES

#	GTIN	mm/inch	mm/inch	mm/inch	Nm/ft lb	Max. tensile force kN	Max. tension force t/US t. sh.	kg/lb	
204-V	-974533	26 - 90 1 5/8 - 3 5/8	100 3 7/8	22 7/8	75 55.32	40	4 4.41	2,75 6.064	✓

SERIES W-714
THREAD RENEWER





The thread renewers of the series W-714 are used for the repair of damaged threads and similar parts in crafts, industry, and workshops. The thread renewers are capable of reliably restoring threads even for special parts that would otherwise be significantly more expensive in their new acquisition.

BENEFITS

- Suitable for right and left-hand threads

TECHNICAL ATTRIBUTES

#	GTIN	mm/inch	mm/inch	kg/lb
W-714-1	-131248	160 6 5/16	12 - 25 1/2-1	0,3 0.662
W-714-2	-131255	260 10 1/4	25 - 65 1-2 9/16	0,3 0.662
W-714-3	-131286	355 13 1	44 - 100 1 3/4-3 15/16	1,8 3.969
W-714-4	-131316	406 15 1	100 - 150 3 15/16-5 7/8	1,515 3.341

SERIES 126
MONTAGE AND DISASSEMBLY TOOL FOR BRAKE CALIPERS, BRAKE PADS, BRAKE PISTONS, AND PULLEYS



The brake caliper tool assortment of series 126 is used for a quick and time-saving repair on brake calipers in the automotive sector. The assortment includes a piston retraction device, brake pad puller, brake piston retaining clip, brake piston pliers, brake caliper brush, and brake caliper file for general use in vehicle maintenance.

BENEFITS

- Different tools for different applications
- The set offers a complete compilation for universal repair.

TECHNICAL ATTRIBUTES

#	GTIN	kg/lb	
126-10	-534966	2,46 5.424	✓
126-01	-496271	0,15 0.331	✓
126-02	-496356	0,6 1.323	✓
126-03	-496431	0,28 0.617	✓
126-04	-534881	0,96 2.117	✓
127	-492051	0,1 0.221	✓

SERIES 126-15
BRAKE CALIPER TOOL

The brake caliper retractor of series 126-15 is used to reset pistons in 6-piston brake calipers in the automotive sector. The heavy-duty design of the retractor also allows for resetting high-performance calipers from heavy or very powerful calipers.

BENEFITS

- Compatible with all common vehicle types without an integrated handbrake locking device.
- The puller is suitable for the following vehicles: Touareg, Phaeton, Porsche Cayenne, Audi A8, Q7, BMW M3, etc.
- The solid execution ensures a synchronous resetting of all pistons.



Art.No. 126-00



Art.No. 126-15



TECHNICAL ATTRIBUTES

#	GTIN	mm/inch	mm/inch	mm/inch	mm/inch	kg/lb	
126-00	-487774	20 - 85 13/16 - 3 3/8	185 7 5/16		66 2 5/8	1,845 4.068	✓
126-15	-018954	20 - 90 13/16 - 3 9/16	174 6 7/8	115 4 1/2	290 11 7/16	0,3 0.662	✓

SERIES 123
EXTRACTOR LEVER FOR DISC BRAKE PADS



Art.No. 123



Art.No. 123-2

The extractor levers for brake pads of series 123 are used in the automotive industry to remove stuck brake shoes from the fixed caliper of disc brakes.

BENEFITS

- Simple application with high efficiency
- Article 123 is specifically designed for Mercedes models.

TECHNICAL ATTRIBUTES

#	GTIN	mm/inch	kg/lb	
123	-270789	400 15 3/4	0,595 1.312	✓
123-2	-431586	400 15 3/4	0,55 1.213	✓

SERIES W-3132/K2
RIVET MACHINES



The W-3132 series riveter is suitable for all riveting work, especially for brake and clutch linings, etc., and even with complicated jaws featuring longitudinal and height ribs. It is a manual tool for riveting and unriveting with a long lever for energy-saving operation. The riveting is done from below, and the unriveting from above.

BENEFITS

- Simple and practical to handle
- The riveting machine can be clamped in the vise as well as attached to the wall with screws.
- The shape of the rivet inserts allows for the use of solid and hollow rivets.
- Due to the favorable leverage ratios, only a small amount of pressure is required even with full rivets.
- The rivet inserts are replaceable by loosening two knob screws.

TECHNICAL ATTRIBUTES

#	GTIN	mm/inch	kg/lb	
W-3132/K2	-555662	10 3/8	9,395 20.716	✓


Art.No. 54-
S/N: 000002-2
Kleinbongartz & Kaiser oHG



CUTTING & LOOSENING

Whether for breaking stubborn nuts, restoring screw connections, cutting washers, removing adhesive weights, making gaskets, punching and stamping various materials, extracting broken parts, or cleaning nozzles – KUKKO offers the perfect solution for every application.

The activity Cutting & Loosening includes:

- Nut splitter
- Thread repair
- Thread files
- Washer cutter
- Soft scraper
- Hole punch
- Scissors
- Screw locher
- Set of nozzle reamers

KUKKO // *Pull forward*

SERIES 54 | 55 | 56 | Y-57

NUT SPLITTERS

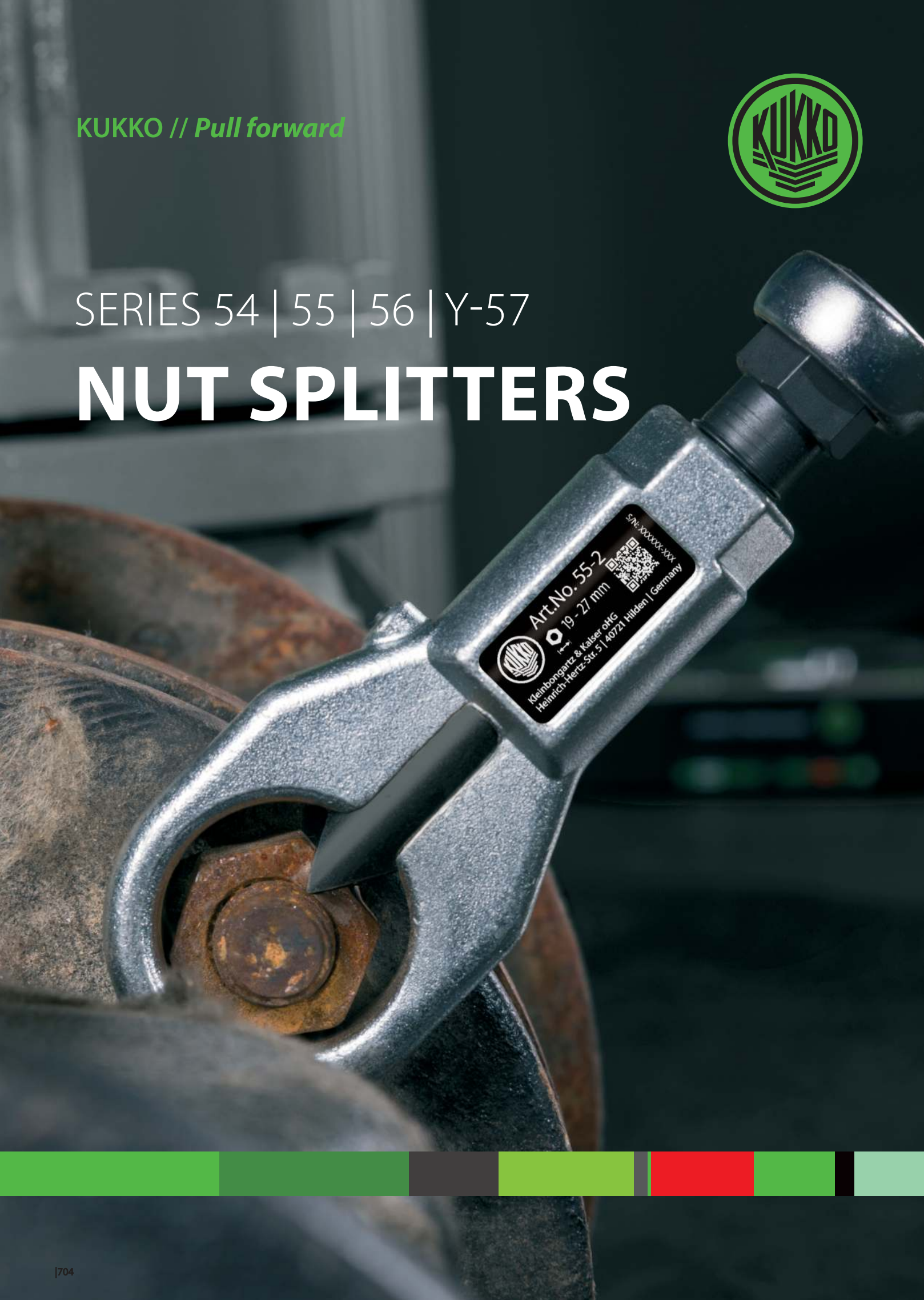

APPLICATION

When nuts have been in contact with moisture for an extended period, they start to rust. Rusted elements in threaded connections can cause impairments in constructions of all kinds. Depending on the degree of corrosion, the nut can no longer be unscrewed without damaging the stud bolt. In addition, nuts lose their shape with use, so they can no longer be gripped with a wrench. KUKKO Nut splitters offer the solution to these problems.

Benefits

· Splitting the nut is possible without damaging the stud bolt
· Pullback Technology guarantees easy retraction of the splitter chisel from the split nut
· Very sharp cutting edges thanks to faceted grinding
· Splitter chisels are available as replacement parts and can be quickly exchanged if damaged

DESIGN





TIP:

Replacement parts

All splitter chisels of series 54, 55, and 56 are available as replacement parts and are very easy to replace.



54-2-M-C



FEATURES OF THE SERIES

SERIES 54

Double-edged, mechanical nut splitters



54-2

The double-edged nut splitter splits the nut in just one work step thanks to its double splitting action.

SERIES 55

Single-edged, mechanical nut splitters



55-0

The single-edged, mechanical nut splitter is used in confined working environments when there is little space around the nut.

SERIES 56

Single-edged, grease-hydraulic nut splitters



56-1

Thanks to the grease hydraulics, the single-edged, grease-hydraulic nut splitter requires only minimal effort.

SETS



K-54-B



K-55-B

The mechanical nut splitter sets feature an application-oriented compilation for immediate and universal use. The practical ready-to-use sets are available with both single-edged nut splitters (series 55) and double-edged models (series 54).

SERIES Y-57 - THE HYDRAULIC NUT SPLITTER



Y-57

The sets of series 57 contain:
A hydraulic nut splitter, a replacement splitter chisel, and two allen keys for replacing the splitter chisel. For maximum ease of use, the nut splitter is also available with hydraulic drive. The oil hydraulics guarantee an immense cutting force of up to 90 t.



Y-57-41

FUNCTIONALITY

Mechanical:

Cutting force up to 10 t

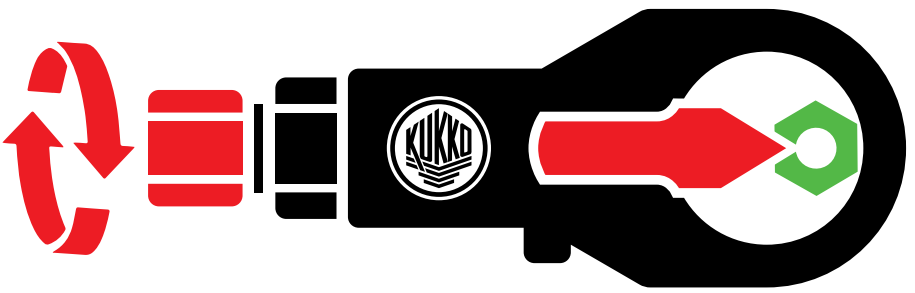

By actuating the hexagon drive, the spindle is manually pulled under pressure to fix it until the splitter chisel presses against the flat side of the nut. The spindle is moved with a ratchet or an open-end wrench until the nut is completely split.

Grease-hydraulic:

Cutting force up to 10 t



By actuating the spindle, the small piston is pushed forward, causing the hydraulic grease to be transported into the large cylinder. The increasing pressure sets the large piston in motion. Simultaneously, the splitter chisel is moved forward. Here, the splitter chisel pushes against the nut, which is held in position by the counter stay. Thanks to hydraulic power transmission, maximum force is achieved with minimal effort.

Oil-hydraulic:

Cutting force up to 10 t

Hydraulic force by pump:



The pump-hydraulic nut splitter also requires a hydraulic pump. This transports the hydraulic oil into the inner cylinder of the nut splitter. As pressure increases, the piston is set in motion. Simultaneously, the splitter chisel is pressed against the nut to be split. The hydraulic force transmission results from the interplay of hydraulic pump and nut splitter, ensuring maximum power transmission with minimal effort.

APPLICATION EXAMPLES



By tightening the spindle, the splitter chisel is pressed into the nut to be split.



After splitting, the nut can easily be removed from the thread.

APPLICATION AREAS

SERIES 55

Art.-No. 55-0



M1 2,5 mm - M6 10 mm

Art.-No. 55-1



M6 10 mm - M12 19 mm

Art.-No. 55-2



M12 10 mm - M18 19 mm

Art.-No. 55-3



M16 24 mm - M22 32 mm

Art.-No. 55-4



M20 19 mm - M27 27 mm

SERIES 54

Art.-No. 54-2



M6 10 mm - M18 27 mm

Art.-No. 54-3



M10 17 mm - M22 32 mm

SERIES 56

Art.-No. 56-1



M4 7 mm - M16 24 mm

Art.-No. 56-2



M14 22 mm - M27 41 mm

Art.-No. 56-3



M18 27 mm - M30 46 mm

SERIES 57

Art.-No. Y-57-10



M6 10 mm - M12 19 mm

Art.-No. Y-57-19



M12 19 mm - M18 27 mm

Art.-No. Y-57-24



M16 24 mm - M22 32 mm

Art.-No. Y-57-32



M22 32 mm bis M27 41 mm

Art.-No. Y-57-41



M27 41 mm - M33 50 mm

Art.-No. Y-57-50



M33 50 mm - M42 65 mm

Art.-No. Y-57-60



M39 60 mm - M48 75 mm

WHICH NUT SPLITTER IS THE RIGHT ONE?

SERIES / MODEL

THREAD SIZE OF THE NUT

	55-0	55-1	55-2	55-3	55-4	54-2	54-3	56-1
M1 | 2,5 mm	X							
M1,2 | 3 mm	X							
M1,4 | 3 mm	X							
M1,7 | 3,2 mm	X							
M2 | 4 mm	X							
M2,5 | 5 mm	X							
M3 | 5,5 mm	X							
M3,5 | 6 mm	X							
M4 | 7 mm	X							X
M5 | 8 mm	X							X
M6 | 10 mm	X	X				X		X
M7 | 11 mm		X				X		X
M8 | 13 mm		X				X		X
M10 | 17 mm		X				X	X	X
M12 | 19 mm		X	X			X	X	X
M14 | 22 mm			X			X	X	X
M16 | 24 mm			X	X		X	X	X
M18 | 27 mm			X	X		X	X	
M20 | 30 mm				X	X		X	
M22 | 32 mm				X	X		X	
M24 | 36 mm					X			
M27 | 41 mm					X			
M30 | 46 mm					X			
M33 | 50 mm								
M36 | 55 mm								
M39 | 60 mm								
M42 | 65 mm								
M45 | 70 mm								
M48 | 75 mm								
M52 | 80 mm								
M56 | 85 mm								
M60 | 90 mm								
M64 | 95 mm								
M68 | 100 mm								
M72 | 105 mm								
M76 | 110 mm								
M80 | 115 mm								
M85 | 120 mm								
M90 | 130 mm								
M95 | 135 mm								
M100 | 145 mm								

OF THE NUT SPLITTER

	56-2	56-3	Y-57-10	Y-57-19	Y-57-24	Y-57-32	Y-57-41	Y-57-50	Y-57-60
			X						
			X						
			X						
			X						
			X	X					
	X			X					
	X			X	X				
	X	X		X	X				
	X	X			X				
	X	X			X	X			
	X	X				X			
	X	X				X	X		
		X					X		
							X	X	
								X	
								X	X
								X	X
									X
									X

SERIES 54
TWO-EDGED, MECHANICAL NUT SPLITTER



The two-edged mechanical nut splitters are used for splitting irreversibly jammed, rusty, or over-tightened nuts with a tensile strength of up to 800 N/mm^2. In this splitting process, the threaded pin remains undamaged. The two sharp edges of the chisel, which are ground with a facet, penetrate deeply into the nut when the spindle is tightened until it is split. Thanks to the double splitting effect, only one working step is necessary.

BENEFITS

- Removing the mother is possible without damaging the threaded bolt.
- Pullback Technology guarantees an easy retraction of the chisel from the blasted nut.
- Double explosive effect saves time
- Also suitable for application in pipeline construction and other industries.





TECHNICAL ATTRIBUTES

#	GTIN	mm/inch	XXX	SW mm/inch	mm/inch	kg/lb	DEUTSCHES WERKZEUG FWI
54-2	-170614	10 - 27 3/8 - 1 1/16	8	17 11/16	14 9/16	0,55 1.213	✓
54-3	-170799	17 - 32 11/16 - 1 7/16	8	19 3/4	16 5/8	0,72 1.588	✓

SERIES K-54-B
MECHANICAL NUT SPLITTER REPLACEMENT



The 8-piece mechanical nut splitter set is used for splitting stubbornly stuck, rusted, or overtightened nuts up to a tensile strength of 800 N/mm2. The two sharp edges of the splitter chisel penetrate deeply into the nut as the spindle is tightened, until it is split.

BENEFITS

- Application-oriented compilation for immediate, universal use
- By storing it in the L-Boxx, the completeness of the set can be easily monitored.
- Splitting the mother is possible without damaging the threaded bolt.
- Pullback Technology guarantees easy retraction of the chisel from the blasted nut.
- Double explosive effect saves time







TECHNICAL ATTRIBUTES

#	GTIN	mm mm/inch	mm/inch	XXX	kg/lb	Consists of	DEUTSCHES WERKZEUG FWI
K-54-B	-019531	16 5/8	10 - 36 3/8 - 1 7/16	8	2,15 4.741	54-2, 54-3, 54-2-M, 54-3-M	✓

SERIES 55
SINGLE-SIDED, MECHANICAL NUT SPLITTER







The single-cut, mechanical Nut splitters are used for splitting seized, rusted, or overtightened nuts up to a tensile strength of 600 N/mm2. During this splitting process, the threaded pin remains undamaged. The sharp cutting edge of the chisel, sharpened by a faceted grind, penetrates deep into the nut when the spindle is tightened until the nut is split. In confined environments, when only a small amount of space is available around the nut, the single-cut Nut splitter is exactly the right choice.

BENEFITS

- Removing the mother is possible without damaging the thread bolt.
- Pullback Technology guarantees easy retraction of the chisel from the exploded nut.
- Also suitable for use in pipeline construction and other industries

TECHNICAL ATTRIBUTES

#	GTIN	mm/inch	XXX	SW mm/inch	mm/inch	kg/lb	Included in the set	DEUTSCHES WERKZEUG FWI
55-0	-019906	4 - 10 3/16 - 3/8	6	14 9/16	8 5/16	0,1 0.221	-	✓
55-1	-020063	10 - 18 3/8 - 11/16	6	17 11/16	12 1/2	0,22 0.485	K-55-B	✓
55-2	-020148	19 - 27 3/4 - 1 1/16	6	17 11/16	14 9/16	0,435 0.959	K-55-B	✓
55-3	-020223	27 - 32 1 1/16 - 1 7/16	6	19 3/4	16 5/8	0,66 1.455	K-55-B	✓
55-4	-020308	32 - 46 1 1/4 - 1 15/16	6	32 1 1/4	26 1 1/32	2,55 5.623	-	✓

SERIES K-55-B
MECHANICAL NUT SPLITTER REPLACEMENT





The 7-piece mechanical nut splitter set is used for splitting stuck, rusted, or over-tightened nuts up to a tensile strength of 800 N/mm2. The two sharp edges of the splitter penetrate deeply into the nut when the spindle is tightened, until it is split.

BENEFITS

- Application-oriented assembly for immediate, universal use
- By storing it in the L-Boxx, the completeness of the set can be easily overviewed.
- Splitting the mother is possible without damaging the threaded bolt.
- Pullback Technology guarantees easy retraction of the chisel from the blasted nut.

TECHNICAL ATTRIBUTES

#	GTIN	mm/inch	mm/inch	XXX	kg/lb	Consists of	DEUTSCHES WERKZEUG FWI
K-55-B	-405877	16 5/8	10 - 36 3/8 - 1 7/16	6	2,15 4.741	55-1, 55-2, 55-3, 97-1, 55-1-M, 55-2-M, 55-3-M	✓

SERIES 56
SINGLE-EDGE, HYDRAULIC NUT SPLITTER



56-1



56-2



56-3

The single-sided, fat-hydraulic nut splitters are used for splitting particularly large, stuck, rusted, or overtightened nuts of quality classes 5, 6, 8, and 10. During this splitting process, the threaded pin remains undamaged. Thanks to the fat hydraulics, only a small amount of force is required. For better ease of use, the nut splitter is slightly angled.

BENEFITS

- Removing the mother is possible without damaging the thread bolt.
- Fat hydraulic ensures a significant reduction in workload.
- Very sharp cutting edges due to facet grinding
- Slightly angled design for better ease of use
- Also suitable for use in pipeline construction and other industries.







TECHNICAL ATTRIBUTES

#	GTIN	mm/inch	XXX	SW mm/inch	mm/inch	Nm/ft lb	kg/lb	
56-1	-020483	7 - 24 1/4 - 15/16	10	13 1/2	18 11/16	60 44.26	0,86 1.896	✓
56-2	-020551	22 - 36 7/8 - 1 7/16	10	17 11/16	30 1 3/16	70 51.63	2,865 6.317	✓
56-3	-111501	27 - 46 1 1/16 - 1 13/16	10	34 15/16	37 1 7/16	50 36.88	6,6 14.553	✓

SERIES Y-57
4-PIECE HYDRAULIC NUT SPLITTER SET



The 4-part, pump-hydraulic nut splitter sets are used for splitting irreversibly stuck, rusted, or overtightened nuts of all quality classes. The TiN coating of the chisel has particularly good friction properties, which allows for high cutting performance.

BENEFITS

- Application-oriented assembly for universal use
- By storing it in the L-Boxx, the completeness of the set can be easily overviewed.
- Splitting the mother is possible without damaging the threaded bolt.
- Enormous explosive power thanks to pump hydraulics
- Also suitable for use in pipeline construction and other industries.







TECHNICAL ATTRIBUTES

#	GTIN	mm/inch	XXX	mm/inch	bar	kg/lb	
Y-57-10	-123559	10 - 19 3/8 - 3/4	12	17 11/16	700	2,26 4.983	✓
Y-57-19	-123566	19 - 24 3/4 - 15/16	12	25 1	700	3,24 7.144	✓
Y-57-24	-870675	24 - 32 15/16 - 1 1/4	12	30 1 3/16	700	5,4 11.907	✓
Y-57-32	-870682	32 - 41 1 1/4 - 1 5/8	12	32 1 1/4	700	8,53 18.809	✓
Y-57-41	-870699	41 - 50 1 5/8 - 1 15/16	12	45 1 3/4	700	13,44 29.635	✓
Y-57-50	-870705	50 - 60 1 15/16 - 2 3/8	12	48 1 7/8	700	25,8 56.889	✓
Y-57-60	-870712	60 - 75 2 3/8 - 2 15/16	12	70 2 3/4	700	34,1 75.191	✓

SERIES 55-C
SINGLE-EDGED, MECHANICAL GASKET CUTTER



The single-edged mechanical gasket cutter of the series 55-C is used for removing gaskets on pipelines for craft, workshop, and industry. Due to its open design, the gasket cutter can be slid over pipelines, even if they are installed in a closed system. The sharp edge of the chisel, created by a facet grind, penetrates deeply into the gasket when the spindle is tightened, until it is cut through.

BENEFITS

- The open construction guarantees access to hard-to-reach seals.
- Pullback Technology guarantees an easy retraction of the pusher from the cut seal.
- Also suitable for use in pipeline construction and other industries

TECHNICAL ATTRIBUTES

#	GTIN	Ø mm/inch	SW mm/inch	mm/inch	kg/lb	
55-2-C	-021350	30 1 3/16	17 11/16	14 9/16	0,445 0.981	✓



KUKKO // *Pull forward*

SERIES K-78 & T-AW

INDUCTION HEATING DEVICES

APPLICATION & FUNCTIONAL PRINCIPLE

Preheating devices are based on the principle of induction and can be compared to the way a transformer operates. The electric voltage and current circulating in the induction coil generate a low voltage within the workpiece, which in turn induces a high current. This high current results in the rapid and uniform heating of the workpiece. As the temperature increases, the metal expands. During this process, all components of the heating device itself remain cool, ensuring safe handling.
The application of the preheating device is simple and efficient. In just a few steps, the workpiece is brought to the required temperature, helping to avoid assembly errors—an important contribution to preventing subsequent bearing failures. The preheating device is suitable for all ring-shaped metal parts, such as gears, flanges, or pulleys.

Benefits

- Contactless preheating: Inductive heating is performed without contact—no mechanical stress on the workpiece.
- Fast and uniform heating: High currents in the workpiece provide efficient and consistent heating.
- Force-free assembly: Heated workpieces expand and can be mounted onto shafts without mechanical force.
- No heating of the device itself: All components of the preheating device remain cool during operation
- Increased safety and durability
- Easy handling: Intuitive use in just a few steps—ideal for daily use in the workshop or production.
- Avoidance of assembly errors: Reduction of damage due to incorrect assembly, e.g., on bearings or fits.
- Versatile use: Suitable for all ring-shaped metal parts like gears, flanges, or pulleys.
- Environmentally friendly and economical: Low energy consumption compared to other heating methods.
- Clean process: No exhaust gases, no smoke, no environmental pollution.

STRUCTURE OF AN INDUCTION HEATING DEVICE (SERIES K-78)



NOTE:

Traditional preheating methods such as open flames, oil baths, ovens, and preheating plates are less recommended. Heating with an open flame is inefficient, unsafe, and can damage bearings. Oil bath methods consume high energy, are temperature-critical, and present significant contamination and safety risks. Ovens and preheating plates are only suitable for smaller bearings—for larger ones, they are slow, imprecise, and potentially dangerous during operation.

OPTIONAL EXTENSIONS:

In addition to the standard package, optional extensions are available for the induction heating device. For an overview of the available components, please refer to the table below.

78-1100	Flexible heating coil, length 1100 mm for K-78-12-A, K-78-23-A, K-78-20-A in Quadrobox
78-2-B/6	6-piece heating coil set for K-78-12-A, K-78-23-A, K-78-20-A
78-2000	Flexible heating coil, length 2000 mm for K-78-23-A, K-78-20-A in Quadrobox
78-2500	Flexible heating coil, length 2500 mm for K-78-23-A, K-78-20-A in Quadrobox
78-2X-M10-55	Heating coil M10, length 250 mm for K-78-23-A, K-78-20-A in Quadrobox
78-2X-M12-55	Heating coil M12, length 200 mm for K-78-23-A, K-78-20-A in Quadrobox
78-2X-M16-55	Heating coil M16, length 200 mm for K-78-23-A, K-78-20-A in Quadrobox
78-2X-M20-55	Heating coil M20, length 200 mm for K-78-23-A, K-78-20-A in Quadrobox
78-2X-M24-55	Heating coil M24, length 240 mm for K-78-23-A, K-78-20-A in Quadrobox
78-2X-M30-55	Heating coil M30, length 240 mm for K-78-23-A, K-78-20-A in Quadrobox
78-3-15	Self-forming heating coils, length 1500 mm in Quadrobox
78-3-20	Self-forming heating coils, length 2000 mm in Quadrobox
78-3000	Flexible heating coil, length 3000 mm for K-78-23-A, K-78-20-A in Quadrobox
78-3500	Flexible heating coil, length 3500 mm for K-78-23-A, K-78-20-A in Quadrobox
78-40	Heating plate 10 x 10 cm for K-78-12-A, K-78-23-A, K-78-20-A in Quadrobox
78-50	U-heating coil, radius 160, length 600 mm for K-78-12-A, K-78-23-A, K-78-20-A in Quadrobox
78-60	Tie rod heater, length 200 mm for K-78-12-A, K-78-23-A, K-78-20-A in Quadrobox
78-6600	Flexible heating coil, length 6600 mm for K-78-23-A, K-78-20-A in Quadrobox



Sample image of the heating coils M10 - M30

SERIES T-AW

Stationary, inductive bearing preheating device



T-AW-40

The inductive bearing heating devices of the T-AW series are used for universal applications in heating bearings and other rotationally symmetrical workpieces in workshops and industry. The bearings can be pulled vertically over the yoke (normal heating) or placed horizontally onto the block (Turbo Boost). The bearing heating device guarantees fast, uniform, and continuous heating of the workpiece to ensure more effective further processing.

APPLICATION EXAMPLES:



Heating a ball bearing with a flexible heating coil



Heating a nut with a heating coil



Heating a pipe with a heating coil to bend it afterwards



If the device's internal temperature is too high, the heating process is automatically stopped.

SERIES T-AW
INDUCTIVE BEARING HEATERS



The inductive bearing heating devices of the series T-AW are used for universal applications in heating bearings and other rotationally symmetrical workpieces in crafts, workshops, and industry. The bearings can be pulled vertically over the bracket (normal heating) or optionally laid horizontally on the block (Turbo Boost). The bearing heating device ensures quick, uniform, and continuous warming of the workpiece to facilitate more effective further handling.

BENEFITS

- Individual settings can be adjusted via temperature and time programming.
- The heating system is always suitable due to various yokes.
- With the integrated display and the heating speed monitoring via microprocessor control, accurate temperature monitoring is possible at all times.

TECHNICAL ATTRIBUTES

#	GTIN	V	mm/inch	mm/inch	kg		kg/lb	
T-AW-20	-830976	110-230 V AC - 16 A - 50 HzV	20, 35, 60 13/16, 1 3/8, 2 3/8	215, 225, 290 8 7/16, 8 7/8, 11 7/16	15-40	0-240° C	2,1 4.631	✓
T-AW-40	-831133	110-230 V AC - 16 A - 50 HzV	15, 20, 35, 60, 70 9/16, 13/16, 1 3/8, 2 3/8, 2 3/4	330, 345, 355, 360, 410 12 63/64, 13 9/16, 13 31/32, 14 3/16, 16 1/8	5-70	0-240° C	42 92.610	✓

SERIES K-78
INDUCTION HEATERS



The induction heaters of the K-78 series are power tools for flame-free heating of magnetizable metals such as screws or bearing parts. With the innovative induction technology, heat is generated directly in the workpiece, allowing extremely fast and precise temperature control. Ideally suited for industrial applications, repairs, or forging and hardening of metal. The induction heaters are available in different versions, which are distinguished by their respective electronic power.

BENEFITS

- Rapid heating of metal without preheating
- Induction technology only heats the material.
- Precise control of the heating temperature
- Versatile for various applications







TECHNICAL ATTRIBUTES

#	GTIN	Output power	V	Frequency	protection class	Degree of protection (IP)	Number of heating coils	kg
		Watt		Hz				
K-78-12-A	-013102	1200	230	50/60 Hz	I	IP20	1	4,84
K-78-23-A	-013126	2300	230	50/60 Hz	I	IP20	1	4,84
K-78-20-A	-013119	2000	120	50/60 Hz	I	IP20	1	0,30

SERIES 78-0
ACCESSORIES FOR WARMING DEVICES











The induction coils of the KUKKO series K-78 are specially developed accessories that enable precise and efficient heating. They are available in various sizes and shapes to ensure optimal adaptation to different metal parts without directly touching them. Their robust construction and heat-resistant materials ensure a long service life and reliable performance in professional applications.

TECHNICAL ATTRIBUTES

#	GTIN	Type of accessories/spare part Warming devices	L mm/inch	M	Inner diameter of the heating coil mm/inch		kg/lb	
78-12-A	-012822	Heating coil set	250 9 13/16	M8 - M30		K-78-12-A	0,3 0.662	-
78-2-B/6	-012907	Heating coil set	250 9 13/16	M8 - M30		K-78-12-A, K-78-23-A, K-78-20-A	0,3 0.662	-
78-1100	-012754	Flexible heating coil	1100 43 5/16	-		K-78-12-A, K-78-23-A, K-78-20-A	0,2 0.441	-
78-2000	-012914	Flexible heating coil	2000 78 3/4	-		K-78-23-A, K-78-20-A	0,3 0.662	-
78-2500	-012921	Flexible heating coil	2500 98 7/16	-		K-78-23-A, K-78-20-A	0,3 0.662	-
78-3000	-013034	Flexible heating coil	3000 118 1/8	-		K-78-23-A, K-78-20-A	0,4 0.882	-
78-3500	-013041	Flexible heating coil	3500 137 13/16	-		K-78-23-A, K-78-20-A	0,5 1.103	-
78-6600	-013096	Flexible heating coil	6600 259 13/16	-		K-78-23-A, K-78-20-A	0,3 0.662	-
78-3-15	-013010	Self-forming heating coils	1500 59 1/16	-		K-78-12-A, K-78-23-A, K-78-20-A	0,3 0.662	-
78-3-20	-013027	Self-forming heating coils	2000 78 3/4	-		K-78-12-A, K-78-23-A, K-78-20-A	0,3 0.662	-
78-40	-013065	Hot plate		-		K-78-12-A, K-78-23-A, K-78-20-A	0,2 0.441	-
78-50	-013072	U-heating coil	600 23 5/8	-		K-78-12-A, K-78-23-A, K-78-20-A	0,3 0.662	-

#	GTIN	Type of accessories/spare part Warming devices	L mm/inch	M	Inner diameter of the heating coil mm/inch		kg/lb	DEUTSCHES WERKZEUG FWI
78-60	-013089	Tie rod heater	200 7 7/8	-		K-78-12-A, K-78-23-A, K-78-20-A	0,3 0.662	-
78-2X-M30-25	-012990	Heating coil	240 9 7/16	M30	52 2 1/16	K-78-12-A	0,3 0.662	-
78-2X-M30-55	-013003	Heating coil	240 9 7/16	M30	52 2 1/16	K-78-23-A, K-78-20-A	0,3 0.662	-
78-12-M24-25	-012884	Heating Coil	240 9 7/16	M24	47 1 7/8	K-78-12-A	0,3 0.662	✓
78-2X-M24-55	-012983	Heating coil	240 9 7/16	M24	47 1 7/8	K-78-23-A, K-78-20-A	0,3 0.662	-
78-12-M20-35	-012877	Heating coil	200 7 7/8	M20	40 1 9/16	K-78-12-A	0,3 0.662	✓
78-2X-M20-55	-012969	Heating coil	200 7 7/8	M20	40 1 9/16	K-78-23-A, K-78-20-A	0,3 0.662	-
78-12-M16-35	-012860	Heating coil	200 7 7/8	M16	32 1 1/4	K-78-12-A	0,3 0.662	✓
78-2X-M16-55	-012952	Heating coil	200 7 7/8	M16	32 1 1/4	K-78-23-A, K-78-20-A	0,3 0.662	-
78-12-M12-35	-012853	Heating coil	200 7 7/8	M12	26 1 1/32	K-78-12-A	0,3 0.662	✓
78-2X-M12-55	-012945	Heating coil	200 7 7/8	M12	26 1 1/32	K-78-23-A, K-78-20-A	0,3 0.662	-
78-12-M10-35-2	-080340	Heating coil	250 9 13/16	M10	23 7/8	K-78-12-A	0,3 0.662	-
78-2X-M10-55	-012938	Heating coil	250 9 13/16	M10	23 7/8	K-78-23-A, K-78-20-A	0,3 0.662	-
78-12-M10-35	-012846	Heating coil	150 5 7/8	M10	23 7/8	K-78-12-A	0,3 0.662	✓
78-12-M08-35	-012839	Heating coil	150 5 7/8	M08	18 11/16	K-78-12-A	0,3 0.662	✓

DRIVE TECHNOLOGY



SERIES 58-1
MOUNTING CLAMP



The assembly clamp from series 58-1 is used for tensioning chains and similar parts in crafts, industry, and workshops. It is particularly suitable for tensioning chains and can be complemented by other tools from KUKKO in application.

BENEFITS

- Guaranteed fast and straightforward installation of connecting links
- Easy assembly of the respective chain ends
- Easy handling and flexible to use





TECHNICAL ATTRIBUTES

#	GTIN	mm/inch	mm/inch	mm/inch	kg/lb	
58-1	-800245	9 - 46 3/8 - 1 13/16	5 3/16	3 1/8	0,17 0.375	✓
58-2	-774454	25,4 - 63,5 1 - 2 1/2	8,5 5/16	6 1/4	0,3 0.662	✓

SERIES 59-1
CHAIN BREAKER BASIC DEVICE

The chain breaker device of series 59 is used for breaking various chains in industry and workshop. It serves as the basis for chain breaking, which can be supplemented by other KUKKO tools.

BENEFITS

- Guaranteed a quick and uncomplicated separation of chains
- Easy handling and flexible to use









TECHNICAL ATTRIBUTES

#	GTIN	mm/inch	mm/inch	kg/lb	
59-1	-800214	48 1 7/8	3,28 - 5,72 1/8-3/16	0,924 2.037	✓

SERIES 59-1-1
SPARE PART SETS FOR THE CHAIN TENSIONER BASE UNIT

Spare part sets for the chain splitter base unit of series 59 are a spare part set that provides essential elements for using the base unit.

BENEFITS

- Used together with the chain breaker basic device 59-1 or the KUKKO chain breaker set KS-59-1/14.



TECHNICAL ATTRIBUTES

#	GTIN	mm/inch	mm/inch	mm/inch	kg/lb		
59-1-1	-800221	3,0; 3,9 1/8;1/8	3,28 - 4,45 1/8-3/16	3 1/8	0,13 0.287	K-59-1/14	✓
59-1-2	-800238	4,2; 5,0 3/16;3/16	5,08 - 5,72 3/16-3/16	4 3/16	0,19 0.419	K-59-1/14	✓

SERIES 59
CHAIN TOOLS FOR CHAIN TENSIONING, CHAIN BREAKING, AND ASSEMBLY TENSIONING



Whether for breaking stubborn nuts, restoring screw connections, cutting washers, removing adhesive weights, making gaskets, punching and stamping various materials, extracting broken parts, or cleaning nozzles – KUKKO offers the perfect solution for every application.

The activity Cutting & Loosening includes:
- Nut splitter
- Thread repair
- Thread files
- Washer cutter
- Soft scraper
- Hole punch
- Scissors
- Screw locher
- Set of nozzle reamers







TECHNICAL ATTRIBUTES

#	GTIN	mm/inch	mm/inch	mm/inch	mm/inch	mm/inch	kg/lb	
K-59-1/14	-000461	6,3 - 19 1/4-3/4	48 1 7/8	3,0; 3,9; 4,2; 5,0 1/8;1/8;3/16;3/16	3,28 - 5,72 1/8-3/16	3,0; 4,0 1/8;3/16	2,465 5.435	✓

CUTTING & LOOSENING



APPLICATION

Whether it's cutting and punching a wide variety of materials, manufacturing seals, removing adhesive weights and residues, or renewing threads - KUKKO offers the perfect solution for every application.

FEATURES OF THE SERIES

SERIES 321



The disc cutter is used for cutting discs, leather, paper, pressboard, and plastic as well as for making seal rings. The sharp cutting blade is guided along a rail and can be positioned with millimeter precision.

SERIES 2200



The soft scraper is used for gently removing adhesive weights, seal residues, glued trim strips, badges, and vignettes. The ergonomic handle fits comfortably in the hand. Thanks to the polished scraper blade, even stubborn adhesive residues disappear.

SERIES 326



The handle hole punches are used for punching or making seals and seal rings from rubber, leather, felt, plastic, cork, and various fabrics.

SERIES 121



The screw punch is used for uniform punching of plastic bumpers for distance sensors and for punching holes in thin-walled materials. The workpiece is not deformed during the process.

SERIES 49



The screw extractor with a finely serrated shape is used to extract broken bolts and screws with right-hand threads.

SERIES 245



The 13-piece set of nozzle reamers is used for cleaning nozzles. The set consists of two tool holders and eleven reamers with different diameters ranging from 0.6 to 1.9 mm.

THREAD REPAIR WITH THE K-58 SET

The thread repair set from the K-58 series is suitable for the restoration of highly loadable screw connections on stripped internal threads as well as the repair of damaged or over-torqued threads on all oil pans and oil drain plugs.
Worn and damaged threads can be professionally and cost-effectively renewed in just a few steps.

The 60-piece set includes: 40 thread inserts in various sizes, 4 twist drills, 4 seat cutters, 4 thread taps, 4 installation tools, a 2-piece tool holder with ratchet function, a can of Bio-Multi-Oil, and a KUKKO chip with individual serial number for extended warranty. For metric threads M5, M6, M8, and M10.





The damaged thread is drilled out using a twist drill.



The seat cutter ensures the bore is countersunk.



The thread tap is sprayed with Bio-Multi-Oil.



A new thread is tapped using the thread tap.



The spindle insert is screwed onto the installation tool.



The installation tool screws in the spindle insert. The special shape of the installation tool also lightly presses the spindle insert into place.

APPLICATION EXAMPLE



A disc cutter with 2 blades from series 322 cutting circular cutouts



A soft scraper from series 2200 gently removing a product label



The screw punch 121-182 is inserted through the previously drilled hole



A screwdriver from the screwdriver set 49-A has successfully removed a screw

SERIES K-58
KUKKO-THREAD-REPAIR-SET



The thread repair set is used for restoring high-load screw connections in torn internal threads, as well as for repairing defective and stripped threads in all oil pans and drain plugs. Worn and damaged threads can be properly and cost-effectively renewed in just a few steps. The 58-piece set includes: 40 thread inserts in various sizes, 4 drill bits, 4 seating mills, 4 thread cutters, 4 insertion tools, a 2-piece tool holder with ratchet function, and a can of bio multi-oil.

BENEFITS

- The collar makes additional fixation in the workpiece unnecessary and ensures stability without additional space requirement.
- The synchronous threaded design also allows for repairs on thin-walled components.
- Thread repair is also possible with short and few threads.
- Through the forming, the socket is turning-resistant.
- Application-oriented assembly for universal use







TECHNICAL ATTRIBUTES

#	GTIN	mm	mm/inch	kg/lb	DEUTSCHES WERKZEUG FWI
K-58-M05-M10	-038853	M5x7,6, M5x10, M6x9,4, M6x12, M8x11,7, M8x16,2, M10x14, M10x20	5,1, 6,2, 8,6, 10,3 3/16, 1/4, 5/16, 3/8	2,7 5.954	✓

SERIES K-98
KUKKO-THREAD-REPAIR-SET



The thread repair set is used to restore heavy-duty screw connections in stripped internal threads and to repair damaged and over-torqued threads on all oil pans and oil drain plugs. Worn and damaged threads can be professionally and cost-effectively renewed in just a few steps. The -piece set includes: 40 spindle inserts in various sizes, 4 drill bits, 4 seat cutters, 4 thread taps, 4 installation tools, and a 2-piece tool holder with ratcheting function.

BENEFITS

- The collar makes additional fixation in the workpiece unnecessary and ensures stability without additional space requirement.
- The synchronous threaded design also allows for repairs on thin-walled components.
- Thread repair is also possible with short and few threads.
- Through the forming, the socket is turning-resistant.
- Application-oriented assembly for universal use







TECHNICAL ATTRIBUTES

#	GTIN	mm	mm/inch	Number of parts	kg/lb	
K-98-A	-044144	M5x0,8, M6x1,0, M8x1,25, M10x1,5, M12x1,75	5,2, 6,2, 8,4, 10,4, 12,4 3/16	130	2,06 4.542	✓

SERIES W-714
THREAD RENEWER





The thread renewers of the series W-714 are used for the repair of damaged threads and similar parts in crafts, industry, and workshops. The thread renewers are capable of reliably restoring threads even for special parts that would otherwise be significantly more expensive in their new acquisition.

BENEFITS

- Suitable for right and left-hand threads

TECHNICAL ATTRIBUTES

#	GTIN	mm/inch	mm/inch	kg/lb
W-714-1	-131248	160 6 5/16	12 - 25 1/2-1	0,3 0.662
W-714-2	-131255	260 10 1/4	25 - 65 1-2 9/16	0,3 0.662
W-714-3	-131286	355 13 1	44 - 100 1 3/4-3 15/16	1,8 3.969
W-714-4	-131316	406 15 1	100 - 150 3 15/16-5 7/8	1,515 3.341

SERIES 97
HANDY THREAD FILE FOR REWORKING THREADS





The handy thread file is used for manual reworking and cleaning of damaged internal and external threads on technical components such as screws, bolts, axles, or shafts. Additionally, the file is used for repairing external threads where die heads cannot be used or are not available. Overall, the thread file has eight different pitches, which allows for the processing of different thread diameters. In the KUKKO range, there is a suitable thread file for the four common thread types DIN-ISO, Whitworth + BSF, SAE/UNF, and Whitworth/pipe threads.

BENEFITS

- Thread files are used where cutter dies cannot be applied.
- Various slopes allow processing of different thread sizes.
- Expensive, complex components can be repaired quickly.

TECHNICAL ATTRIBUTES

#	GTIN	mm/inch	Grad	Suitable for thread type		kg/lb	
97-1	-490231	230 9 1/16	60	DIN ISO Metrisch	0,8, 1, 1,25, 1,5, 1,75, 2, 2,5, 3	0,125 0.276	✓
97-2	-490316	230 9 1/16	55	Whitworth + BSF	10, 11, 12, 14: 16, 18, 20, 24	0,14 0.309	✓
97-3	-490491	230 9 1/16	60	SAE UNF, UNC	11, 12, 13, 14, 16, 18, 20, 24	0,13 0.287	✓
97-4	-720253	230 9 1/16	55	Whitworth Rohrgewinde GAZ, BSPP	11, 14, 19, 28	0,13 0.287	✓

SERIES 49
SCREW EXTRACTOR



The screw extractors of series 49 with finely grooved shape are used for removing broken bolts and screws with right-hand threads. Thus, the screw extractor is an indispensable tool that neither hobbyists nor professional craftsmen can do without.

BENEFITS

- Fine grooves ensure better traction and thus a comfortable working method.
- Optimized thread lengths ensure a shallow drilling depth.





TECHNICAL ATTRIBUTES

#	GTIN	mm/inch	mm/inch	mm/inch	kg/lb	Included in the set	
49-1	-018008	50 1 15/16	3 - 6 1/8 - 1/4	2,7 1/8	0,5 1.103	-	✓
49-2	-018183	57 2 1/4	6 - 8 1/4 - 5/16	3,8 1/8	0,1 0.221	-	✓
49-3	-018268	64 2 1/2	8 - 11 5/16 - 7/16	4,9 3/16	0,15 0.331	-	✓
49-4	-018343	71 2 13/16	11 - 14 7/16 - 9/16	7 1/4	0,3 0.662	-	✓
49-5	-018428	78 3 1/16	14 - 18 9/16 - 11/16	9 3/8	0,5 1.103	-	✓
49-6	-018596	85 3 3/8	18 - 24 11/16 - 15/16	12 1/2	0,1 0.221	K-49-B	✓
49-7	-018671	92 3 5/8	24 - 33 15/16 - 1 5/16	14,5 9/16	0,165 0.364	-	✓

PRODUKTDETAILS

#	GTIN	mm/inch	mm/inch	mm/inch	kg/lb	Included in the set	
49-8	-018756	100 3 15/16	33 - 45 1 5/16 - 1 3/4	18 11/16	0,29 0.639	-	✓
49-9	-018831	112 4 7/16	45 - 52 1 3/4 - 2 1/16	24 15/16	0,555 1.224	-	✓
49-10	-239809	141,5 5 9/16	52 - 64 2 1/16 - 2 1/2	31,2 1 1/4	0,99 2.183	-	✓

SERIES 49-S
SCREW EXTRACTOR SET



The screw extractor sets with finely ridged shapes are used for extracting broken bolts and screws with right-hand thread. The screw extractors are essential tools that neither hobbyists nor professional tradespeople can do without. The set includes screw extractors for thread diameters starting from M3 and, depending on the variant, up to diameters of M18 (49-A), M24 (49-B), or M45 (49-C).

BENEFITS

- Application-oriented assembly for universal use
- Through the common storage, the completeness of the set can be well overviewed.
- Fine grooves ensure better traction and thus a comfortable work process.
- Optimized thread lengths ensure a shallow drilling depth.





TECHNICAL ATTRIBUTES

#	GTIN	mm/inch	mm/inch	mm/inch	kg/lb	
49-A	-018916	50, 57, 64, 71, 78 1 15/16;2 1/4;2 1/2;2 13/16;3 1/16	M3 - M18 -	2,7; 3,8; 4,9; 7; 9 1/16;1/8;3/16;1/4;3/8	0,53 1.169	✓
49-B	-019098	50, 57, 64, 71, 78, 85 1 15/16;2 1/4;2 1/2;2 13/16;3 1/16;3 3/8	M3 - M24 -	2,7; 3,8; 4,9; 7; 9; 12 1/16;1/8;3/16;1/4;3/8;1/2	0,636 1.402	✓
49-C	-019173	50, 57, 64, 71, 78, 85, 92, 100 1 15/16;2 1/4;2 1/2;2 13/16;3 1/16;3 3/8;3 5/8;3 15/16	M3 - M45 -	2,7; 3,8; 4,9; 7; 9; 12; 14,5; 18 1/16;1/8;3/16;1/4;3/8;1/2;9/16;11/16	0,75 1.654	✓

SERIES 49-0
SCREW EXTRACTOR



The screw extractors of series 49-0 with broad ribbed shape are used for removing broken bolts and screws with right-hand threads. Thus, the screw extractor is an indispensable tool that neither hobbyist nor professional tradesman can do without.

BENEFITS

- Wide grooves are particularly suitable for soft materials, such as brass and aluminum.
- Optimized thread lengths ensure a shallow drilling depth.

TECHNICAL ATTRIBUTES

#	GTIN	mm/inch	mm/inch	mm/inch	kg/lb	
49-01	-490569	48 1 7/8	3 - 6 1/8 - 1/4	3,2 1/8	0,5 1.103	✓
49-02	-490644	54 2 1/8	6 - 8 1/4 - 5/16	4,2 3/16	0,5 1.103	✓
49-03	-490729	60 2 3/8	8 - 11 5/16 - 7/16	5 3/16	0,1 0.221	✓
49-04	-490804	67 2 5/8	11 - 14 7/16 - 9/16	6,4 1/4	0,2 0.441	✓
49-05	-490989	86,5 3 3/8	14 - 18 9/16 - 11/16	9 3/8	0,4 0.882	✓
49-06	-491061	95 3 3/4	18 - 24 11/16 - 15/16	12 1/2	0,12 0.265	✓

SERIES 49-0-S
SCREW EXTRACTOR SET WITH WIDE-GROOVED, AMERICAN SHAPE





The screw extractor set with wide, grooved shape is used for extracting broken bolts and screws with right-hand threads. The screw extractors are an indispensable tool that neither hobbyist nor professional craftsmen can do without. The set includes screw extractors for thread diameters from 3 to 24 mm.

BENEFITS

- Application-oriented assembly for universal use
- Through the common storage, the completeness of the set can be well overviewed.
- Wide grooves are particularly suitable for soft materials, e.g. brass, aluminum.
- Optimized thread lengths ensure a low drilling depth

TECHNICAL ATTRIBUTES

#	GTIN	mm/inch	mm/inch	mm/inch	kg/lb	
49-0-S	-491146	48, 54, 60, 67, 86,5, 95 1 7/8;2 1/8;2 3/8;2 5/8;3 3/8;3 3/4	3 - 24 1/8 - 15/16	3,2, 4,2, 5, 6,4, 9, 12 1/8;3/16;3/16;1/4;3/8;1/2	0,195 0.430	✓

SERIES 49-T
"SUPER TRACTION" SCREW EXTRACTOR



The screw extractor "Super Traction" is used to extract broken bolts and screws with right-hand threads. Thus, the screw extractor is an indispensable tool that neither hobbyist screwdrivers nor professional craftsmen can do without.

BENEFITS

- Narrow grooves ensure better traction and thus a comfortable operation.
- Optimized thread lengths ensure a shallow drilling depth.

TECHNICAL ATTRIBUTES

#	GTIN	mm/inch	mm/inch	mm/inch	kg/lb	Included in the set	
49-T-1	-758461	50 1 15/16	4 - 5 3/16 - 3/16	2,6 1/8	0,1 0.221	K-49-B	✓
49-T-2	-758539	55 2 3/16	5 - 7 3/16 - 1/4	3,8 1/8	0,1 0.221	K-49-B	✓
49-T-3	-758614	61 2 3/8	8 - 12 5/16 - 1/2	4,8 3/16	0,15 0.331	K-49-B	✓
49-T-4	-758799	65 2 9/16	12 - 14 1/2 - 9/16	7 1/4	0,2 0.441	K-49-B	✓
49-T-5	-758874	69 2 11/16	16 - 20 5/8 - 13/16	9 3/8	0,44 0.970	K-49-B	✓

SERIES 49-T-A
SCREW EXTRACTOR SET "SUPER TRACTION"





The screw extractor set "Super Traction" is used to extract broken bolts and screws with right-handed threads. The screw extractors are an indispensable tool that neither DIY enthusiasts nor professional craftsmen can do without. The set includes screw extractors for thread diameters from 4 to 20 mm.

BENEFITS

- Application-oriented assembly for universal use
- Through the shared storage, the completeness of the set can be easily overseen.
- Narrow grooves ensure better traction and thus a comfortable working method.
- Optimized thread lengths ensure a shallow drilling depth.

TECHNICAL ATTRIBUTES

#	GTIN	mm/inch	mm/inch	mm/inch	kg/lb	
49-T-A	-758959	50, 55, 61, 65, 69 1 15/16;2 3/16;2 3/8;2 9/16;2 11/16	4 - 20 3/16 - 13/16	2,6, 3,8, 4,8, 7, 9 1/16;1/8;3/16;1/4;3/8	0,11 0.243	✓

SERIES K-49
READY-TO-USE SCREW EXTRACTOR SET IN CASE



The 10-piece, ready-to-use screw extractor set from the K-49 series with finely grooved shape is used to extract broken bolts and screws with right-hand thread. Ideally suited for screws with a thread diameter from 4 to 20 mm. The set includes six screw extractors, a ratchet, two chucks, and an adapter, making it immediately ready for use. The screw extractors are an indispensable tool that neither hobbyists nor professional craftsmen can do without.

BENEFITS

- Application-oriented assembly for universal use
- Through the common storage, the completeness of the set can be well overviewed.
- Fine grooves ensure better traction and thus a comfortable work process.
- Optimized thread lengths ensure a shallow drilling depth.







TECHNICAL ATTRIBUTES

#	GTIN	mm/inch	mm/inch	mm/inch	kg/lb	Consists of	
K-49-B	-041938	50, 55, 61, 65, 69. 83 1 15/16, 2 3/16, 2 3/8, 2 9/16, 2 11/16	4 - 20 3/16 - 13/16	2,6, 3,8, 4,8, 7, 9, 12 1/16, 1/8, 1/8, 3/16, 5/16	0,22 0.485	49-T-1, 49-T-2, 49-T-3, 49-T-4, 49-T-5, 49-6	✓

SERIES 49-U
SCREW EXTRACTOR WITH DRILLS AND DRILL SOCKET



The screw extractors with drills and drill sockets are used for extracting broken bolts and screws. Thus, screw extractors are an indispensable tool that neither hobbyists nor professional craftsmen can do without.

BENEFITS

- Optimized thread lengths ensure a low drilling depth

TECHNICAL ATTRIBUTES

#	GTIN	mm/inch	mm/inch	kg/lb	
49-U-11	-799549	M5 - M7 -	3,2 1/8	0,3 0.662	✓
49-U-12	-799624	M8 - M9 -	4,8 3/16	0,55 1.213	✓
49-U-13	-799709	M10 - -	6,4 1/4	0,85 1.874	✓
49-U-14	-799884	M12 - -	8 5/16	0,125 0.276	✓
49-U-15	-799969	M14 - M16 -	8,7 5/16	0,16 0.353	✓

SERIES 49-U-B
SCREW EXTRACTOR SET





The 25-piece screw extractor set with drills and drill sockets is used for universal extraction of broken bolts and screws. The screw extractors are an indispensable tool that neither hobbyists nor professional craftsmen can do without. The set includes screw extractors for screw threads from M5 to M16.

BENEFITS

- Application-oriented assembly for universal use
- Through the shared storage, the completeness of the set can be easily overseen.
- The fine meshing of the rotating pins prevents the bolt from expanding and jamming.

TECHNICAL ATTRIBUTES

#	GTIN	mm/inch	mm/inch	kg/lb	
49-U-B	-799136	M5 - M16 -	3,2-8,7 1/8-5/16	0,85 1.874	✓

SERIES 245
DÜSEN-REIBAHLEN-SATZ





The 12-piece nozzle reamer set is used for cleaning nozzles. The set consists of two tool holders and eleven reamers with various diameters ranging from 0.6 to 1.9 mm.

BENEFITS

- Compact and handy range that can be used for all nozzle sizes.



TECHNICAL ATTRIBUTES

#	GTIN	L mm/inch	Ø mm/inch	mm mm/inch	kg/lb
245-004	-597412	150 5 7/8	0,6; 0,65; 0,7; 0,75; 0,8; 0,9; 1,0; 1,1; 1,3; 1,5; 1,7; 1,9 1/32 - 1/16	20 - 50 13/16-1 15/16	0,25 0.551

SERIES 321
SLICE CUTTER FOR CUTTING DISCS AND SEAL RINGS

The circular cutter is used for cutting discs, leather, paper, particle board, and plastic, as well as for making seal rings. The sharp cutting blade is guided on a rail and can be aligned with millimeter precision. With the circular cutter, precise round cutouts can be made in the range of 40 to 200 mm in diameter.



BENEFITS
- Millimeter scale on prism rail enables precise work
- The plastic handle sits particularly well and securely in the hand.
- Enables cutting of various materials
- Suitable for seal ring production with small and large cuts



TECHNICAL ATTRIBUTES

#	GTIN	mm/inch	kg/lb	
321-200	-616144	40 - 200 1 9/16 - 7 7/8	0,495 1.091	✓
321-400	-616229	40 - 400 1 9/16 - 15 3/4	0,61 1.345	✓
321-600	-616304	40 - 600 1 9/16 - 23 5/8	0,75 1.654	✓
321-800	-616489	40 - 800 1 9/16 - 31 1/2	0,88 1.940	✓

SERIES 322
SLICE CUTTER WITH 2 BLADES FOR CUTTING DISCS AND SEAL RINGS





The disc cutter with two blades is used for cutting discs and sealing rings made of rubber, leather, paper, particle board, and plastic. The two sharp cutting blades are guided on a rail that can be aligned with millimeter precision. With the disc cutter, precise circular cutouts can be made with diameters ranging from 40 to 200 mm.

BENEFITS

- The millimeter scale on the prism rail enables precise work.
- The plastic handle lies particularly well and securely in the hand.
- Enables cutting of various materials as well as producing seal rings.
- Suitable for sealing ring creation with small and large cuts.

TECHNICAL ATTRIBUTES

#	GTIN	mm/inch	kg/lb	DEUTSCHES WERKZEUG FWI
322-200	-616632	40 - 200 1 9/16 - 7 7/8	0,56 1.235	✓
322-400	-616717	40 - 400 1 9/16 - 15 3/4	0,68 1.499	✓
322-600	-616892	40 - 600 1 9/16 - 23 5/8	0,825 1.819	✓
322-800	-616977	40 - 800 1 9/16 - 31 1/2	0,95 2.095	✓

SERIES 2200
GENTLE SOFT SCRAPER



Soft scrapers are used for gently removing adhesive weights and sealant remnants, bonded protective strips, badges, and stickers. The ergonomic handle fits particularly well in the hand. Thanks to the polished scraper blade, even difficult-to-remove adhesive residues disappear. At the same time, the manufacturing from polyoxymethylene ensures that the surface to be treated is not damaged. Especially suitable for applications on sensitive surfaces such as adhesive weights on aluminum rims.

BENEFITS

- Sharp scraping blade removes stuck residue completely
- Good haptics due to ergonomic grip
- Anti-slip safety at the handle to protect against injuries
- Grip sizes for hanging or securing the scraper
- The scraper blade is resharpenable.







TECHNICAL ATTRIBUTES

#	GTIN	L mm/inch	mm mm/inch	mm mm/inch	kg/lb
2200-1	-324284	190 7 1/2	22 7/8	60 2 3/8	0,7 1.544
2200-2	-324291	210 8 1/4	22 7/8	80 3 1/8	0,72 1.588
2200-3	-324307	280 11 1/32	22 7/8	150 5 7/8	0,83 1.830
2200-4	-324314	280 11 1/32	28 1 1/8	150 5 7/8	0,89 1.962

SERIES 2200-ST
GENTLE SOFT SCRAPER SET

The soft scraper set is used for gently removing adhesive weights and sealant residues, glued protective strips, plaques, and stickers. Thanks to the polished scraper blade, even stubborn adhesive residues disappear, while the manufacturing from polyoxymethylene prevents surface damage.



BENEFITS

- The sharp scraper blade removes stubborn residues without a trace.
- Universal use thanks to soft scrapers in various sizes
- Good haptics with ergonomic grip
- Anti-slip safety at the handle to protect against injuries
- Grip sizes for hanging or securing the scraper







TECHNICAL ATTRIBUTES

#	GTIN	mm/inch	mm/inch	mm/inch	kg/lb
2200	-001611	190, 210, 280, 280 7 1/2;8 1/4;11 1/32;11 1/32	22, 22, 22, 28 7/8;7/8;7/8;1 1/8	60, 80, 150, 150 2 3/8;3 1/8;5 7/8;5 7/8	0,325 0.717

SERIES 326
HENKELLOCHEISEN



The Henkellocheisen are used for punching or creating seals and sealing rings from rubber, leather, felt, plastic, cork, as well as various fabrics. The short hollow cylinder is sharply cut at the lower edge. The conical punch head is attached to two carriers. This creates a double-sided recess. Thanks to the particularly powerful design of the Henkellocheisen, a wide variety of materials can be processed.

BENEFITS

- Extra sharp blades for the individual processing of various materials
- Uniform force distribution on the hollow cylinder due to impact action
- "Also suitable for sealing ring production with small and large cuts."



TECHNICAL ATTRIBUTES

#	GTIN	L mm/inch	Ø mm/inch	kg/lb	DEUTSCHES WERKZEUG FWI
326-002	-620837	100 3 15/16	2 1/16	0,45 0.992	✓
326-003	-620912	100 3 15/16	3 1/8	0,45 0.992	✓
326-004	-621094	100 3 15/16	4 3/16	0,45 0.992	✓
326-005	-621179	110 4 5/16	5 3/16	0,56 1.235	✓
326-006	-621254	110 4 5/16	6 1/4	0,58 1.279	✓
326-007	-621339	110 4 5/16	7 1/4	0,59 1.301	✓
326-008	-621414	110 4 5/16	8 5/16	0,795 1.753	✓
326-009	-621582	110 4 5/16	9 3/8	0,8 1.764	✓
326-010	-621667	110 4 5/16	10 3/8	0,75 1.654	✓
326-011	-621742	125 4 15/16	11 7/16	0,12 0.265	✓
326-012	-621827	125 4 15/16	12 1/2	0,12 0.265	✓
326-013	-621902	125 4 15/16	13 1/2	0,1 0.221	✓

#	GTIN	mm/inch	mm/inch	kg/lb	
326-014	-622084	137 5 3/8	14 9/16	0,155 0.342	✓
326-015	-622169	137 5 3/8	15 9/16	0,15 0.331	✓
326-016	-622244	137 5 3/8	16 5/8	0,155 0.342	✓
326-017	-622329	137 5 3/8	17 11/16	0,16 0.353	✓
326-018	-622404	141 5 9/16	18 11/16	0,195 0.430	✓
326-019	-622572	141 5 9/16	19 3/4	0,185 0.408	✓
326-020	-622657	141 5 9/16	20 13/16	0,185 0.408	✓
326-021	-622732	153 6 1/32	21 13/16	0,27 0.595	✓
326-022	-622817	153 6 1/32	22 7/8	0,28 0.617	✓
326-023	-622992	153 6 1/32	23 7/8	0,265 0.584	✓
326-024	-623074	153 6 1/32	24 15/16	0,275 0.606	✓
326-025	-623159	162 6 3/8	25 1	0,37 0.816	✓
326-026	-623234	162 6 3/8	26 1 1/32	0,375 0.827	✓
326-027	-623319	162 6 3/8	27 1 1/16	0,36 0.794	✓
326-028	-623494	175 6 7/8	28 1 1/8	0,45 0.992	✓
326-029	-623562	175 6 7/8	29 1 1/8	0,45 0.992	✓
326-030	-623647	175 6 7/8	30 1 3/16	0,435 0.959	✓
326-031	-623722	175 6 7/8	31 1 1/4	0,5 1.103	✓
326-032	-623807	175 6 7/8	32 1 1/4	0,49 1.080	✓
326-033	-623982	175 6 7/8	33 1 5/16	0,495 1.091	✓
326-034	-624064	180 7 1/16	34 1 5/16	0,59 1.301	✓
326-035	-624149	180 7 1/16	35 1 3/8	0,585 1.290	✓
326-036	-624224	180 7 1/16	36 1 7/16	0,57 1.257	✓
326-037	-624309	180 7 1/16	37 1 7/16	0,575 1.268	✓
326-038	-624484	190 7 1/2	38 1 1/2	0,75 1.654	✓
326-039	-624552	190 7 1/2	39 1 9/16	0,23 0.507	✓
326-040	-624637	190 7 1/2	40 1 9/16	0,63 1.389	✓

PRODUKTDETAILS

#	GTIN	mm/inch	mm/inch	kg/lb	
326-041	-911003	205 8 1/16	41 1 5/8	1,2 2.646	✓
326-042	-624897	205 8 1/16	42 1 5/8	1,8 3.969	✓
326-043	-624972	205 8 1/16	43 1 11/16	2,13 4.697	✓
326-044	-625054	205 8 1/16	44 1 3/4	1,15 2.536	✓
326-045	-625139	205 8 1/16	45 1 3/4	0,98 2.161	✓
326-046	-625214	205 8 1/16	46 1 13/16	0,87 1.918	✓
326-047	-625399	215 8 7/16	47 1 7/8	2,6 5.733	✓
326-048	-625474	215 8 7/16	48 1 7/8	0,93 2.051	✓
326-049	-625542	215 8 7/16	49 1 15/16	0,99 2.183	✓
326-050	-625627	215 8 7/16	50 1 15/16	1,2 2.646	✓
326-055	-625702	220 8 11/16	55 2 3/16	1,165 2.569	✓
326-060	-625887	240 9 7/16	60 2 3/8	1,775 3.914	✓
326-065	-625962	240 9 7/16	65 2 9/16	1,685 3.715	✓
326-070	-626044	250 9 13/16	70 2 3/4	2,225 4.906	✓
326-075	-626129	255 10 1/32	75 2 15/16	2,23 4.917	✓
326-080	-626204	340 13 3/8	80 3 1/8	3,89 8.577	✓
326-085	-922320	340 13 3/8	85 3 3/8	4,565 10.066	✓
326-090	-626389	365 14 3/8	90 3 9/16	4,3 9.482	✓
326-095	-917128	365 14 3/8	95 3 3/4	6,29 13.869	✓
326-100	-626464	380 14 15/16	100 3 15/16	6 13.230	✓

SERIES 326-KS
HENKELLOCHEISEN SET IN A PLASTIC ROLL BAG



The 9-piece set of hole punches with different diameters is used for punching holes or creating seals and sealing rings from rubber, leather, felt, plastic, cork, as well as various fabrics. The short hollow cylinder is sharply cut at the bottom edge. The conical punch head is attached to two supports, resulting in a dual recess. Thanks to the particularly sturdy design of the hole punches, a wide variety of materials can be processed. The practical roll-up bag made of plastic provides maximum organization and is also ideal for transport.

BENEFITS

- Extra sharp blades for the individual processing of various materials
- Uniform distribution of force on the hollow cylinder due to impact action
- Ideal storage in roll bag ensures order and is suitable for transport.







TECHNICAL ATTRIBUTES

#	GTIN	mm/inch	mm/inch	kg/lb	DEUTSCHES WERKZEUG FWI
326-109	-916695	100 - 141 3 15/16-5 9/16	3, 5, 7, 9, 11, 13, 15, 17, 19 1/8, 3/16, 1/4, 3/8, 7/16, 1/2, 9/16, 11/16, 3/4	1,25 2.756	✓
326-119	-916701	100 - 141 3 15/16-5 9/16	2, 3, 4, 5, 6, 7, 8, 9, 10, 11, 12, 13, 14, 15, 16, 17, 18, 19, 20 1/16	1,94 4.278	✓
326-120	-626532	100 - 162 3 15/16-6 3/8	3, 5, 6, 8, 10, 12, 13, 14, 16, 19, 22, 25 1/8	1,82 4.013	✓
326-130	-997700	100 - 175 3 15/16-6 7/8	2, 4, 6, 8, 10, 12, 14, 16, 18, 20, 22, 24, 26, 28, 30 1/16	3,1 6.836	✓

SERIES 326-TS
HENKELLOCHEISEN SET WITH PLASTIC PLATE IN PLASTIC CASE

The 24-piece set of hollow punches with varying diameters is used for punching or creating seals and sealing rings from rubber, leather, felt, plastic, cork, and various fabrics. Thanks to its sturdy design, various materials can be processed.



BENEFITS

- Extra sharp blades for the individual processing of various materials
- Uniform distribution of force on the hollow cylinder due to impact effect
- Ideal storage in the case guarantees order and is suitable for transport.



TECHNICAL ATTRIBUTES

#	GTIN	mm/inch	mm/inch	kg/lb	
326-230	-687991	100 - 175 3 15/16-6 7/8	2, 3, 4, 5, 6, 7, 8, 9, 10, 11, 12, 13, 14, 15, 16, 17, 18, 19, 20, 22, 24, 25, 28, 30 1/16, 1/8, 3/16, 3/16, 1/4, 1/4, 5/16, 3/8, 7/16, 1/2, 9/16, 5/8, 11/16, 3/4, 13/16, 7/8, 15/16, 1 1/8, 1 3/16	4,68 10.319	✓

SERIES 326-300
RING PUNCTURING TOOL SET



The ring punch tool set is used for punching or creating seals and seal rings from rubber, leather, felt, plastic, cork, as well as fabrics. Thanks to the double attachment, seal rings can be produced in just one operation by simultaneously attaching two punch blades of different diameters to the punch holder. The punch blades are particularly sharp. This allows for the processing of a wide variety of materials.

BENEFITS

- Extra sharp stamping knives for the individual processing of various materials
- A variety of ring diameters enables numerous combination options
- Seal rings can be manufactured in just one working step.



TECHNICAL ATTRIBUTES

#	GTIN	mm/inch	kg/lb	
326-320	-915605	3, 4, 6, 8, 10, 12, 14, 16, 18, 20 1/8, 3/16, 1/4, 5/16, 3/8, 1/2, 9/16, 5/8, 11/16, 13/16	0,66 1.455	-
326-330	-745004	3, 4, 6, 8, 10, 12, 14, 16, 18, 20, 22, 24, 26, 28, 30 1/8, 3/16, 1/4, 5/16, 3/8, 1/2, 9/16, 5/8, 11/16, 13/16, 7/8, 15/16, 1 1/32, 1 1/8, 1 3/16	1,45 3.197	-

PRODUKTDETAILS

#	GTIN	mm/inch	kg/lb	
326-350	-915612	2, 3, 4, 5, 6, 7, 8, 9, 10, 12, 14, 16, 18, 20, 22, 24, 26, 28, 30, 32, 34, 36, 38, 40, 42, 44, 46, 48, 50 1/16, 1/8, 3/16, 3/16, 1/4, 1/4, 5/16, 3/8, 3/8, 1/2, 9/16, 5/8, 11/16, 13/16, 7/8, 15/16, 1 1/32, 1 1/8, 1 3/16, 1 1/4, 1 5/16, 1 7/16, 1 1/2, 1 9/16, 1 5/8, 1 3/4, 1 13/16, 1 7/8, 1 15/16	2,975 6.560	✓
326-360	-745264	2, 3, 4, 6, 8, 10, 12, 14, 16, 18, 20, 22, 24, 26, 28, 30, 32, 34, 36, 38, 40, 42, 44, 46, 48, 50, 52, 54, 56, 58, 60 1/16, 1/8, 3/16, 1/4, 5/16, 3/8, 1/2, 9/16, 5/8, 11/16, 13/16, 7/8, 15/16, 1 1/32, 1 1/8, 1 3/16, 1 1/4, 1 5/16, 1 7/16, 1 1/2, 1 9/16, 1 5/8, 1 3/4, 1 13/16, 1 7/8, 1 15/16, 2 1/16, 2 1/8, 2 3/16, 2 5/16, 2 3/8	5,655 12.469	✓

SERIES 121
SCREW HOLE PUNCH



The screw punches of series 121 are used for uniformly punching plastic support rods for distance sensors as well as for stamping holes in thin-walled materials. During the working process, the workpiece is not deformed. Each screw punch consists of a punch, a die, and a pressure screw in a particularly stable design.

BENEFITS

- Special cutting geometry prevents the detachment of the carriage paint
- Can be used without any problems on already painted bumpers.





TECHNICAL ATTRIBUTES

#	GTIN		⌀ mm/inch	SW mm/inch	kg/lb	DEUTSCHES WERKZEUG FWI
121-182	-831379	M10x1	18,2 11/16	17 11/16	0,15 0.331	✓
121-184	-403163	M10x1	18,4 11/16	17 11/16	0,9 1.985	✓
121-186	-058745	M10x1	18,6 11/16	17 11/16	0,95 2.095	✓
121-190	-079092	M10x1	19 3/4	17 11/16	0,15 0.331	✓
121-200	-202544	M10x1	20 13/16	17 11/16	0,1 0.221	✓
121-225	-202575	M10x1	22,5 7/8	17 11/16	0,125 0.276	✓
121-260	-831386	M10x1	26 1 1/32	17 11/16	0,16 0.353	✓
121-265	-058752	M10x1	26,5 1 1/32	17 11/16	14 30.870	✓
121-266	-403187	M10x1	26,6 1 1/32	17 11/16	0,195 0.430	✓
121-282	-079757	M10x1	28,2 1 1/8	17 11/16	0,18 0.397	✓

PRODUKTDETAILS

#	GTIN		mm/inch	mm/inch	kg/lb	
121-293	-058776	M10x1	29,3 1 1/8	17 11/16	0,195 0.430	✓
121-310	-009716	M10x1	31 1 1/4	17 11/16	0,195 0.430	✓
121-319	-403194	M10x1	31,9 1 1/4	17 11/16	0,255 0.562	✓
121-326	-403200	M10x1	32,6 1 1/4	17 11/16	0,265 0.584	✓
121-389	-403224	M10x1	38,9 1 1/2	17 11/16	0,34 0.750	✓

SERIES 334-820
CONTROL HOLE PUNCH

The control hole punches of series 334-820 are used for marking test labels and for the cancellation of receipts, tickets, train passes, etc.



BENEFITS

- Stable construction and easy application

TECHNICAL ATTRIBUTES

#	GTIN	mm/inch	mm/inch	kg/lb	
334-820	-929558	120 4 3/4	3 1/8	0,18 0.397	✓

SERIES 750
REVOLVING HOLE PUNCH





The revolving hole punches of the series 750 are used for punching with low force in crafts and workshops. The hole punches facilitate punching through the adjustable sizes and the pliers design and enable a smooth workflow.

BENEFITS
- Anti-slip safety (spindle neck) Thighs made of red PVC
- Hole punch diameter 2 – 2.5 – 3 – 3.5 – 4 and 4.5 mm
- The set hole size is legible at the sight window.

TECHNICAL ATTRIBUTES

#	GTIN	mm/inch	mm/inch	kg/lb	
750-220	-611927	220 8 11/16	2,0; 2,5; 3,0; 3,5; 4,0; 4,5 1/16, 1/8, 1/8, 1/8, 3/16, 3/16	0,27 0.595	✓
750-250	-650520	250 9 13/16	2,0; 2,5; 3,0; 3,5; 4,0; 4,5 1/16, 1/8, 1/8, 1/8, 3/16, 3/16	0,45 0.992	✓

SERIES 970
IDEAL SCISSORS



The Ideal scissors in the heavy-duty version are used for straight and continuous cuts as well as figure cuts on hard-to-separate sheets. The arms of the scissors are made of sturdy steel sheet and equipped with an anti-slip safety 2-component cover. The built-in opening spring ensures easy handling and operation. The maximum cutting capacity ranges from 1.2 mm for sheets up to 1.8 mm for V2A sheets. Thanks to the optimized design and geometry of the scissors, hard-to-reach places can also be accessed.

BENEFITS
- High force through lever amplification
- Ergonomic handle for fatigue-free working
- Available in right-hand or left-hand cutting.

TECHNICAL ATTRIBUTES

#	GTIN	mm/inch	mm	mm/inch		kg/lb	
970-260	-687427	260 10 1/4	32 1 1/4	1,8 1/32	Right	0,525 1.158	✓
970-261	-687595	260 10 1/4	32 1 1/4	1,8 1/32	Left	0,54 1.191	✓

SERIES 971
CIRCULAR PATTERN SNIPS



The circular pattern snips in the lightweight version are used for curved cuts as well as short and straight cuts. The arms of the snips are made of sturdy sheet steel and equipped with an anti-slip safety 2-component cover. The built-in opening spring guarantees easy handling and operation. The maximum cutting capacity ranges from 1.0 mm for V2A sheets to 1.2 mm for sheets. Thanks to the optimized design and geometry of the snips, even hard-to-reach spots can be accessed.

BENEFITS
- High force through lever amplification
- Ergonomic handle for fatigue-free working
- Curved shape available for right- or left-cutting

TECHNICAL ATTRIBUTES

#	GTIN	L mm/inch	mm mm/inch	mm/inch		kg/lb	
971-240	-557157	243 9 9/16	30 1 3/16	1,2 1/32	Right	0,4 0.882	✓
971-241	-557232	243 9 9/16	30 1 3/16	1,2 1/32	left	0,38 0.838	✓
971-242	-558222	250 9 13/16	30 1 3/16	1,2 1/32	left	0,4 0.882	✓

SERIES 972
SHEET METAL SHEARS



The heavy-duty figurine sheet metal shear is used for curve cuts as well as short and straight cuts. The arms of the shear are made of sturdy sheet steel and are equipped with an anti-slip safety 2-component cover. The built-in opening spring ensures easy handling and operation. The maximum cutting capacity ranges from 1.2 mm for V2A sheets up to 1.8 mm for sheets. Thanks to the optimized design and geometry of the shear, even hard-to-reach areas can be accessed.

BENEFITS
- High force through lever amplification
- Ergonomic handle for fatigue-free working
- Curved shape available in right or left cutting.

TECHNICAL ATTRIBUTES

#	GTIN	L mm/inch	mm mm/inch	mm/inch		kg/lb	
972-260	-558307	260 10 1/4	40 1 9/16	1,8 1/32	Right	0,465 1.025	✓
972-261	-558482	260 10 1/4	40 1 9/16	1,8 1/32	left	0,475 1.047	✓

SERIES 973
IDEAL SHEARS



The Ideal shear in the lightweight version is used for straight and continuous cuts as well as figure cuts on hard-to-separate sheets. The arms of the shear are made of sturdy sheet steel and are equipped with an anti-slip safety 2-component coating. The built-in opening spring ensures easy handling and operation. The maximum cutting capacity ranges from 1.0 mm for V2A sheets to 1.2 mm for sheets. Thanks to the optimized design and geometry of the shear, hard-to-reach areas can also be accessed.

BENEFITS

- High force through lever amplification
- Ergonomic handle for fatigue-free working
- Available as right-hand or left-hand cutting

TECHNICAL ATTRIBUTES

#	GTIN	L mm/inch	mm mm/inch	mm/inch		kg/lb	
973-241	-558635	235 9 1/4	30 1 3/16	1,2 1/32	left	0,415 0.915	✓

SERIES 974
IDEAL SHEARS



The Ideal shear in the heavy version is used for straight and continuous cuts as well as figure cuts on hard-to-separate sheets. The arms of the shear are made of sturdy sheet steel and equipped with an anti-slip safety 2-component coating. The built-in opening spring guarantees easy handling and operation. The maximum cutting capacity ranges from 1.2 mm for V2A sheets to 1.8 mm for sheets. Thanks to the optimized design and geometry of the shear, even hard-to-reach areas can be accessed.

TECHNICAL ATTRIBUTES

#	GTIN	L mm/inch	mm mm/inch	mm/inch		kg/lb	
974-260	-558710	260 10 1/4	32 1 1/4	1,8 1/32	Right	0,535 1.180	✓
974-261	-558895	260 10 1/4	32 1 1/4	1,8 1/32	left	0,53 1.169	✓

SERIES 974-HS
IDEAL SHEARS



The Ideal scissors are used for straight and continuous cuts as well as figure cuts on difficult-to-separate sheets. The scissors head is TiN-coated and ensures an even higher service life. The blades are made of high-speed steel, which increases the cutting speed.

BENEFITS

- High force through lever amplification
- Ergonomic handle for fatigue-free working
- TiN-coated scissors head for higher tool life
- Cutting from HSS to increase cutting speed
- Available for left or right cutting

TECHNICAL ATTRIBUTES

#	GTIN	L mm/inch	mm mm/inch	mm/inch		kg/lb	DEUTSCHES WERKZEUG FWI
974-HSL	-710279	260 10 1/4	37 1 7/16	1,8 1/32	Right	0,55 1.213	✓
974-HSR	-710354	260 10 1/4	37 1 7/16	1,8 1/32	left	0,55 1.213	✓

SERIES 980
BERLINER SHEARS



The Berlin sheet metal shear is used for long and straight cuts for non-deforming cutting of sheets. Thanks to the blue protective coating, the arms have a particularly good grip. The firm stop protects the blades and prevents possible injury from crushing. Additionally, the sheet metal shear is characterized by easy handling and smooth cutting.

BENEFITS

- High force through lever amplification
- Fixed stop offers protection for the blades.
- The protective coating ensures better grip.

TECHNICAL ATTRIBUTES

#	GTIN	L mm/inch		kg/lb	DEUTSCHES WERKZEUG FWI
980-250	-560775	250 9 13/16	Right	0,465 1.025	✓
980-275	-560850	275 10 13/16	Right	0,645 1.422	✓
980-300	-645922	300 11 13/16	Right	0,685 1.510	✓

SERIES 981
PELIKAN CONTINUOUS CUTTING SCISSORS



The Pelikan guillotine shear is used for long, straight as well as continuous cuts for non-chip cutting of sheets. Due to its special design, the shear is particularly suitable for cutting sheet metal panels. Thanks to the blue protective coating, the arms have a particularly good grip. The fixed stop protects the blades and prevents possible injury from crushing. Additionally, the sheet metal shear is characterized by its easy handling and smooth cutting.

BENEFITS
- High force through lever amplification
- Fixed stop offers protection for the blades.
- The protective coating ensures better grip.

TECHNICAL ATTRIBUTES

#	GTIN	mm/inch		kg/lb	
981-300	-560935	300 11 13/16	Right	0,68 1.499	✓

SERIES 982
SHEET METAL SHEARS



The sheet metal shears are used for short and straight cuts as well as contour cuts for non-deforming cutting of sheets. Thanks to the blue protective coating, the arms have particularly good grip. The solid stop protects the blades and prevents possible injury from crushing. In addition, the shears stand out for their easy handling and smooth cutting.

BENEFITS
- High force through lever amplification
- Fixed stop offers protection for the blades.
- The protective coating ensures better grip.

TECHNICAL ATTRIBUTES

#	GTIN	mm/inch		kg/lb	
982-250	-561017	250 9 13/16	Right	0,465 1.025	✓
982-251	-561192	250 9 13/16	left	0,52 1.147	✓
982-275	-561277	275 10 13/16	Right	0,55 1.213	✓
982-276	-561352	275 10 13/16	left	0,47 1.036	✓
982-300	-646004	300 11 13/16	Right	0,57 1.257	✓
982-301	-646189	300 11 13/16	Left	0,7 1.544	✓

SERIES 983
IDEAL SHEARS



The Ideal scissors are used for straight and tapered cuts as well as figure cuts for cutting sheets without deformation. Thanks to the blue protective coating, the arms have a particularly good grip. The solid stop protects the blades and prevents possible injury from crushing. In addition, the sheet metal scissors stand out for their easy handling and smooth cutting.

BENEFITS

- High force through lever amplification
- Fixed stop offers protection for the blades.
- The protective coating ensures better grip.

TECHNICAL ATTRIBUTES

#	GTIN	mm/inch		kg/lb	
983-260	-561437	260 10 1/4	Right	0,615 1.356	✓
983-261	-561505	260 10 1/4	left	0,59 1.301	✓
983-280	-561680	280 11 1/32	Right	0,65 1.433	✓
983-281	-561765	280 11 1/32	left	0,65 1.433	✓

SERIES 986
GOLDSMITH / FINE SHEET METAL SHEARS



The goldsmith / sheet metal shears are used for cutting thin sheets. Thanks to the protective coating, the arms have a particularly good grip. The firm stop protects the blades and prevents possible injury from crushing. The slim design of the arms allows processing even in hard-to-reach places.

BENEFITS

- High force through lever amplification
- Fixed stop offers protection for the blades.
- The protective coating ensures better grip.
- Slim thigh shape for working in hard-to-reach places
- Available with straight or curved cutting edges

TECHNICAL ATTRIBUTES

#	GTIN	mm/inch		kg/lb	
986-180	-562182	180 7 1/16	Right	0,15 0.331	✓
986-181	-562267	180 7 1/16	left	0,12 0.265	✓

SERIES 987
GOLDSMITH / FINE SHEET METAL SHEARS



The goldsmith's fine sheet metal shear is used for cutting thin sheets. Thanks to the protective coating, the arms have a particularly good grip. The slim design of the arms allows processing even in hard-to-reach places.

BENEFITS
- High force through lever amplification
- Fixed stop offers protection for the blades.
- The protective coating ensures better grip.
- Slim thigh shape for working in hard-to-reach places
- Available with straight or curved cutting edges

TECHNICAL ATTRIBUTES

#	GTIN	mm/inch		kg/lb	
987-180	-562342	180 7 1/16	Right	0,15 0.331	✓
987-181	-562427	180 7 1/16	left	0,13 0.287	✓

SERIES 988
GOLDSMITH / FINE SHEET METAL SHEARS



The goldsmith / sheet metal shears are used for cutting thin sheets. Thanks to the protective coating, the arms have a particularly good grip. The firm stop protects the blades and prevents possible injury from crushing. The slim design of the arms allows processing even in hard-to-reach places.

BENEFITS
- High force through lever amplification
- Fixed stop offers protection for the blades.
- The protective coating ensures better grip.
- Slim thigh shape for working in hard-to-reach places
- Available with straight or curved cutting edges

TECHNICAL ATTRIBUTES

#	GTIN	mm/inch		kg/lb	
988-180	-562595	180 7 1/16	Right	0,15 0.331	✓
988-181	-562670	180 7 1/16	left	0,9 1.985	✓

SERIES 993
UNIVERSAL COMBINATION SCISSORS



The universal combination scissors are used for cutting various materials for industry and crafts. The scissors cut, for example, sheet metal, wire, plastic, rubber, leather, cardboard, and paper. This makes them a true all-rounder among cutting tools. Equipped with a practical one-handed metal lock, the scissors can be easily opened or closed.

BENEFITS
- High force through lever amplification
- Practical One-Handed Closure
- Universally applicable for processing various materials

TECHNICAL ATTRIBUTES

#	GTIN	L mm/inch	mm mm/inch		kg/lb	DEUTSCHES WERKZEUG FWI
993-140	-563585	140 5 1/2	33 1 5/16	Right	0,8 1.764	-
993-190	-563660	190 7 1/2	42 1 5/8	Right	0,125 0.276	✓

SERIES 995
WORK SCISSORS



The work scissors are used for cutting thick paper, cardboard, thin rubber, leather, and textiles, making them versatile. They feature one long and one round grip eye, which guarantees optimal guidance.

BENEFITS
- High force through lever amplification
- Universally applicable for processing various materials
- Optimal handling thanks to long and round grip eye

TECHNICAL ATTRIBUTES

#	GTIN	L mm/inch	mm mm/inch		kg/lb
995-175	-166441	250 9 13/16	83 3 1/4	Right	0,215 0.474
995-200	-563905	175 6 7/8	94 3 11/16	Right	0,22 0.485
995-225	-166465	225 8 7/8	110 4 5/16	Right	0,285 0.628
995-250	-564087	200 7 7/8	120 4 3/4	Right	0,4 0.882

SERIES 996
MULTIPURPOSE SCISSORS



The multipurpose scissors can be used individually and are used for cutting paper and fabric. It features one long and one round handle eye, which ensures optimal guidance. The handles made of impact-resistant plastic are adjustable and screwed together.

BENEFITS
- High force through lever amplification
- Universally applicable for processing a variety of materials
- Optimal guidance thanks to long and round grip eye

TECHNICAL ATTRIBUTES

#	GTIN	mm/inch	mm/inch		kg/lb
996-210	-564247	210 8 1/4	75 2 15/16	Right	0,12 0.265

SERIES 997
DOCHTSCHERE



The wick scissors are used to cut burnt-down wicks to the desired length. The glowing wick stays on the cutting edge without contaminating the candle. The wick scissors feature two round finger holes that ensure optimal handling.

BENEFITS
- High force through lever amplification
- Cut the glowing wick.
- Optimal handling thanks to round grip eyes

TECHNICAL ATTRIBUTES

#	GTIN	mm/inch	mm/inch		kg/lb
997-150	-140311	150 5 7/8	43 1 11/16	Right	0,215 0.474


SELECTHOR 40
www.kukko.com
-A-



PRESSING & INSERTION

Both for the professional and precise installation of bearings, the exchange of silent bearings on axles in the automotive industry, as well as for the hydraulic pressing in and out of kingpins - KUKKO offers the perfect solution for every application.

The activity Pressing & Insertion includes:
- Ball bearing installation tool sets
- Universal press frames
- Workshop press AXLE

PRESSING & INSERTION



APPLICATION BEARING INSTALLATION TOOL OF SERIES 71

The heavy-duty steel bearing installation tool set of series 71 is used for installing bearings using a hydraulic press or hammer in handicraft, industry, and workshop. The set includes 33 impact rings and 5 impact tubes made of extra strong steel, as well as 1 SELCTHOR with two different impact inserts (PU/CA). The tool set enables damage-free installation of bearings without damaging shafts, bearing housings, or seal rings.

Benefits

- Application-oriented selection for universal use
- The required combination of impact ring and impact sleeve for installing the ball bearing can be found in the table in the case lid
- By combining impact ring and impact tube, the installation forces are never transmitted through the rolling elements of the bearing, thus protecting it

CONSTRUCTION



SETS

The bearing installation sets are provided in various set combinations. Depending on the application, you can choose from different assortments.



K-71-L-F



K-71-W-B

APPLICATION UNIVERSAL PRESS FRAME OF SERIES 880 & 890

The universal press frames for silent bushings are used for changing bearings on front and rear axles without removing the axle in automotive applications, e.g., for silent bearings, hydro bearings, plastic bearings, ball joints, or shock absorber rubber. Press frames of series 880 are available in different models for varying load requirements and are universally applicable.

Benefits

- The compact and sturdy design makes the press frames versatile in their application
- The hydraulic system enables high pull-off performance with minimal effort
- The axially operating stroke piston does not rotate within the hydraulic spindle

CONSTRUCTION



APPLICATION OF THE KNUCKLE PIN PRESS AXLE

The hydraulic knuckle pin press is used for quick pressing in and out of all common knuckle pins on commercial vehicle front axles. For positioning, the working unit is pivotable and adjustable, and the flat design enables work even on vehicles with low clearance.

Benefits

- The press can be used both with the axle installed and removed
- The 360° pivotable lever operation allows ergonomic handling from the working area
- Flexible positioning in the workshop due to its mobile application

CONSTRUCTION



APPLICATION EXAMPLES



Inserting the matching impact ring into the impact tube when using a K-71 set



Pressing in a bearing using a K-71



The hydraulic knuckle pin press "AXLE" Y-AP-75 is adjusted with a ratchet



The hydraulic knuckle pin press "AXLE" Y-AP-75 is ready for use on a truck

SERIES 71
BEARING INSTALLATION TOOL SET MADE OF STEEL, HEAVY-DUTY.



The heavy-duty bearing installation tool set made of steel from series 71 is used for the installation of bearings using a hydraulic press or hammer in crafts, industry, and workshops. The set includes 33 impact rings and 5 impact tubes made of extra strong steel, as well as 1 SELECTHOR with two different impact inserts (PU/CA). The tool set allows for damage-free installation of bearings without damaging shafts, bearing housings, or seal rings.

BENEFITS

- Application-oriented assembly for universal use
- By storing it in the box, the completeness of the set can be easily overviewed.
- The combination of the impact ring and impact sleeve required for the installation of the ball bearing can be found in the table on the lid of the suitcase.
- Combining the impact ring and impact tube ensures that the installation forces are never transmitted through the rolling bodies of the bearing, thus protecting it.
- The included SELECTHOR hammer can be used flexibly by swapping the provided striking heads.





TECHNICAL ATTRIBUTES

#	GTIN	mm/inch	mm/inch	mm/inch	mm/inch	kg/lb	
71	-314841	15, 20, 30, 40, 55 9/16;13/16;1 3/16;1 9/16;2 3/16	25, 30, 40, 50, 65 1	225 8 7/8	26 - 110 1 1/32-4 5/16	17,75 39.139	✓

SERIES K-71-L
BALL BEARING INSTALLATION KIT, LIGHTWEIGHT CONSTRUCTION SITE MODEL



The ball bearing installation kits from series K-71-L are used for the quick, precise, and safe installation of bearings and seal rings in crafts, industry, and workshops. The set includes impact rings made of impact-resistant polyoxymethylene (POM-C), impact tubes made of aluminum, an impact head, and a soft-face hammer. The tool set ensures the damage-free installation of bearings without damage to axles, bearing housings, or seal rings.

BENEFITS

- Application-oriented assembly for universal use
- By storing it in the box, the completeness of the set can be easily overviewed.
- The impact rings are equipped with a rubber ring and ensure the locking on the impact tube.
- The required combination of impact ring and impact sleeve for the installation of the ball bearing can be found in the table in the lid of the case.
- By combining the impact ring and impact tube, the installation forces are never transmitted through the roller bodies of the bearing, thus protecting it.





TECHNICAL ATTRIBUTES

#	GTIN	mm/inch	mm/inch	mm/inch	kg/lb	
K-71-L-A	-909818	19, 32 3/4;1 1/4	220 8 11/16	26 - 55 1 1/32-2 3/16	5,155 11.367	✓
K-71-L-B	-909825	32, 50 1 1/4, 1 15/16	220 8 11/16	52 - 110 2 1/16-4 5/16	6,15 13.561	✓
K-71-L-C	-909832	19, 32, 50 1 1/4, 1 15/16	220 8 11/16	26 - 110 1 1/32-4 5/16	6,555 14.454	✓
K-71-L-D New	-013355	19, 32, 50, 60 3/4	220 8 11/16	26 - 130 1 1/32-5 1/8	6,555 14.454	✓

SERIES 880
UNIVERSAL PRESS FRAME FOR SILENT BUSHINGS



The universal press frames for silent bushings are used for axle changes on the front and rear axles in automotive applications without removing the axle, for example, for silent bearings, hydraulic bearings, plastic bearings, control arms or shock absorber rubber. The press frames of the series 880 are available in various designs for varying load requirements and can be used universally.

BENEFITS

- For the series 800, there are numerous easily interchangeable and combinable individual parts and extensions.
- The compact and sturdy design makes the press frames versatile in their application.
- The hydraulics enable high pull-out performance with low manual effort.
- The axial working piston does not rotate with the hydraulic spindle.

TECHNICAL ATTRIBUTES

#	GTIN	mm/inch	mm/inch	Nm/ft lb	Max. pressing force t/US t. sh.	kg/lb	
880-800	-433689	200 7 7/8	80 3 1/8	40 29.50	10 11.02 tn sh	7,1 15.656	✓
880-801	-433696	200 7 7/8	80 3 1/8	70 51.63	15 16.53 tn sh	6,7 14.774	✓
880-802	-433702	200 7 7/8	80 3 1/8	100 73.76	20 22.05 tn sh	7,16 15.788	✓

SERIES 890
PULLER SET FOR EVOBUS SUSPENSION JOINTS



The puller set for suspension joints EVOBUS is used for the installation and removal of the control arm on ZF axles. The tools can be applied on axles RL 75 E, which serve as the front axle for all high-floor buses (buses with trunk, coaches from Euro II and combi buses from Euro IV) from Setra and Mercedes-Benz. Furthermore, they are applicable to the axles RL 75 EC, which are used as front axles for low-floor buses (Citaro, Setra low-floor series 400 or S 415 NF), and in coaches and combi buses as auxiliary axles.

BENEFITS

- The smooth-running spindle with trapezoidal thread allows for precise force transmission.
- Special tool for optimal application on ZF axles

TECHNICAL ATTRIBUTES

#	GTIN	mm/inch	mm/inch	mm/inch	Nm/ft lb	Max. pressing force t/US t. sh.	kg/lb	
890-EVO1	-020834	320 12 5/8	58 - 79 2 5/16-3 1/8	36 1 7/16	400 295.04	12 13.23 tn sh	12,69 27.981	✓

SERIES AXLE
MOBILE HYDRAULIC AXLE PIN PRESS "AXLE"



The hydraulic king pin press "AXLE" of the Y-AP-75 series was developed specifically for the fast and safe pressing in and out of all common king pins on commercial vehicle front axles. The press frame is of heavy-duty design. The press is freely rotatable and lockable. The extended scope of delivery includes a pneumatic-hydraulic pump with pressure gauge, hose and coupling (YPP-525) as well as an 8-piece pressure bolt set (Y-AP-371). This makes the king pin press ready for immediate use. Optionally, two additional bolt and socket sets for MAN (Y-AP-372) and Daimler Truck (Y-AP-373) are available.

BENEFITS

- The press can be used both in the assembled and disassembled state of the axle.
- The 360° swiveling lever actuation enables ergonomic operation from within the work area
- The drain actuation is easily accessible through a well-accessible rotary valve and can be dosed to effectively prevent accidents.
- Flexible positioning in the workshop due to mobile application capability
- Wide working height range

Druckbolzen | Pressure Bolts

Durchmesser | Diameter	**Länge** | Length
21,5 mm	150 mm
24,5 mm	150 mm
29 mm	120 mm
35 mm	120 mm
29 mm	220 mm
35 mm	220 mm
39 mm	120 mm
39 mm	220 mm



TECHNICAL ATTRIBUTES

#	GTIN	mm/ inch	mm/ inch	mm/ inch	mm/inch	bar	°	Max. pressing force t/US t. sh.	kg/lb	Consists of	
Y-AP-75	-691157	370 14 9/16	615 24 3/16	1.100 43 5/16	155 6 1/8	700	360	75 82.67 tn sh	286 630.630	YPP-525, Y-AP-371	✓

SERIES Y-AP-3XX
ACCESSORIES FOR "AXLE" Y-AP-75



The bolt and socket sets of series Y-AP-3XX are custom-fit accessories for the "AXLE" Y-AP-75 and enable fast and safe pressing-out and pressing-in of kingpins on Trucks. They are characterized by high load capacity and precise manufacturing, ensuring reliable, professional use in workshops and industry. Item Y-AP-372 was developed specifically for MAN vehicles, while Y-AP-373 is optimally matched to Daimler Trucks. Delivered in KUKKO L-BOXX for safe storage.

Y-AP-371 Druckbolzen | Pressure Bolts

Durchmesser | Diameter	**Länge** | Length
21,5 mm	150 mm
24,5 mm	150 mm
29 mm	120 mm
35 mm	120 mm
29 mm	220 mm
35 mm	220 mm
39 mm	120 mm
39 mm	220 mm

Y-AP-372 Druckbolzen | Pressure Bolts - für/for MAN

Durchmesser | Diameter	**Länge** | Length
45 mm	33 mm
48 mm	100 mm
50 mm	27 mm
50 mm	35 mm
56 mm	65 mm
62 mm	115 mm
62 mm	125 mm
65 mm	135 mm
66 mm	55 mm
66 mm	100 mm
70 mm	145 mm
72 mm	105 mm

Y-AP-373 Druckbolzen | Pressure Bolts - für/for Daimler Truck

Durchmesser | Diameter	**Länge** | Length
22 mm	180 mm
26 mm	100 mm
31 mm	120 mm
31 mm	220 mm
37 mm	24 mm
37 mm	115 mm
37 mm	120 mm
39 mm	23 mm
42 mm	23 mm
42 mm	90 mm
45 mm	23 mm
55 mm	140 mm

TECHNICAL ATTRIBUTES

	GTIN	mm/inch	mm/inch	kg/lb		
Y-AP-371	-060076	21,5 - 39 13/16-1 9/16	120 - 220 4 3/4-8 11/16	15 33.075	Y-AP-75	✓
Y-AP-372	-060083	50 - 66 1 15/16-2 5/8	35 - 100 1 3/8-3 15/16	19 41.895	Y-AP-75	✓
Y-AP-373	-060090	22 - 37 7/8-1 7/16	70 - 220 2 3/4-8 11/16	19,1 42.116	Y-AP-75	✓

SERIES YPP
PNEUMATIC, HYDRAULIC PUMP





The pneumatic and hydraulic pumps are used for application with the pullers from the KUKKO hydraulic program in crafts, industry, and workshops. The compressed air-operated hydraulic pump can be used via foot or hand operation and is optionally available individually or together with hose and pressure gauge.

BENEFITS

- Safety valve as overload protection ensures safe working.
- With 2-stage drain valve for easier application
- Applicable for simply acting press cylinders

TECHNICAL ATTRIBUTES

#	GTIN	bar	cm³	Max. tension force t/US t. sh.	kg/lb	
YPP-520	-141577	700	0.003 m³	75 82.67	0,3 0.662	✓
YPP-525	-469732	700	0.003 m³	75 82.67	12,93 28.511	✓

SERIES YRE
HYDRAULIC PRESSURE CYLINDERS WITH COLLAR THREAD

The hydraulic pressure cylinders with collar threads of the YRE series are used with the KUKKO hydraulic program for application in all situations in crafts, industry, and workshops. The model with a large stroke length allows for energy-saving and versatile work even in difficult pulling situations or when a lot of force is required.

BENEFITS

- All models have a CR-400 coupling sleeve with dust cap.
- External threads on the cylinder head, internal threads on the piston rod, and fastening threads on the cylinder bottom enable easy assembly.
- The prestressed retractable spring increases the retraction speed and thus boosts performance.
- The integrated wiper removes contaminants from the piston and thereby extends the lifespan of the cylinder.







TECHNICAL ATTRIBUTES

#	GTIN	mm/ inch	mm/ inch	mm/ inch	mm/ inch		mm/inch	bar	cm³	Max. tensile force kN	Max. tension force t/US t. sh.	kg/lb	
YRE-050	-046551	38 1 1/2	98 3 7/8	216 8 1/2	25 1	1 1/2"-16UN	125 4 15/16	700	0.0001 m³	50	5 5.51	2,2 4.851	✓
YRE-101	-870927	57 2 1/4	117 4 5/8	350 13 3/4	40 1 9/16	2.1/4"-14 UNS	250 9 13/16	700	0.000406 m³	100	10 11.02	6,4 14.112	✓
YRE-106	-879401	57 2 1/4	117 4 5/8	247 9 3/4	40 1 9/16	2.1/4"-14 UNS	155 6 1/8	700	0.000242 m³	100	10 11.02	4,375 9.647	-
YRE-701	-021251	152 5 1	212 8 3/8	285 11 1/4	70 2 3/4	5.3/4"-12 UN	155 6 1/8	700	0.001752 m³	750	75 82.67	32 70.560	✓





GRIPPING & HOLDING

Whether it is holding, gripping, clamping, and compressing multiple workpieces, separating flange connections, expanding the strut receptacle, clamping and riveting chains, removing and tensioning coil springs, or determining the angle during engine removal – KUKKO offers the perfect solution for every application case.

The Gripping & Holding activity includes, among others:

- Screw clamps
- Flange spreader
- Vises
- Flange spreader
- Pliers
- Spreader
- Chain tensioner
- Spring tensioner
- Tool holder
- URANOS

KUKKO // *Pull forward*

GRIPPING & HOLDING



APPLICATION

The clamping tools from KUKKO are the ideal choice when it comes to fixing or holding workpieces together. Depending on the area of application or required clamping force, KUKKO offers various tools for individual processing with hand vises, screw clamps, locking pliers, and vises.

STRUCTURE OF A SCREW CLAMP USING THE 490P AS AN EXAMPLE



Reinforced fixed arm for powerful clamping, sustainably protected against corrosion by KTL coating

Soft plastic protective caps to protect sensitive work-piece surfaces

Pressure plate with inte-grated spindle lock

Smooth-running trape-zoidal threaded spindles

Slip protection

Sliding arm

Safety hollow-profile rail, serrated, galvanized

High-quality, curved handle with haptoprene surface, no slipping even with wet, oily hands

Impact-resistant PP core

Benefits

- 2K comfort handle provides optimal grip with wet, oily hands
- Maximum power transmission thanks to curved handle with haptoprene surface
- Slip protection enables easy locking of the sliding bracket
- Secure positioning of the sliding bracket
- Pre-setting of the reach
- One-handed locking of the sliding bracket
- Clamping force from 5,000 to 7,000 N (depending on model)
- KTL coating provides significantly increased corrosion protection

FEATURES OF THE SERIES

SCREW CLAMPS



SERIES 490P

The malleable cast iron screw clamps VIRIDIS with 2K comfort handle are used for pressing together and holding several workpieces. The steel glide rail allows high clamping force. The 490P series is equipped with a 2-component handle, which enables safe and stable work.

HAND VISES



SERIES 101

The hand vises with wide jaws and hexagonal nut are used for surface clamping of smaller workpieces. The inner side of the jaws is serrated with a prismatic notch, allowing both round and edged parts to be clamped. Ideally suited for finer work and forging operations.

LOCKING PLIERS



SERIES 690

The universal locking pliers are used to securely hold and press together round, profile, and flat materials. The locking pliers are very handy and can be operated with one hand. Thanks to the toggle joint mechanism, very high forces can be applied.

FLANGE SPREADER



SERIES 160

Flange spreaders are used in pairs for the safe and accident-free separation of flange connections on pipelines in power plants, petrochemicals or offshore. They enable the separation of large and high-performance flanges and thus facilitate easy maintenance work.

VISES



SERIES 525

The parallel vises with extremely high clamping force are used for clamping and fixing workpieces. Due to the induction-hardened parts, the vise is ideally suited for fixing medium-sized workpieces. This also ensures the necessary durability and stability of the vise.

MOTOR DIRECTOR



SERIES URANOS

The motor director "URANOS" is used for guiding the tilt during the installation and removal of engines, gearboxes, and batteries of all kinds in industry and workshop. By operating the hand chain, the motor director can be universally and easily adjusted to ensure smooth working on the engine.

APPLICATION EXAMPLES



During welding work, the all-steel screw clamp acts as a "third hand." The picture shows a model from the 469P series.



Clamping a workpiece with a vise from the 525 series



Cutting a wire with a universal locking pliers from the 690 series



Two hand vises 101-100 used to clamp several workpieces for drilling operations

SERIES 101
HAND VISE WITH WIDE JAW



The hand vises with a wide jaw and hex nut of the series 101 are used for flat clamping of workpieces in workshops, industry, and crafts. The inner side of the jaws is grooved with a prismatic cut, allowing round and angular parts to be clamped. The series 101 impresses with its convenience, enabling rotation and flipping of the workpiece during operation.

BENEFITS

- Universal usability in various work situations
- Robust design with flexible hinge guidance
- Easy adjustability with high clamping force
- Different versions allow for application depending on the size of the workpiece.





TECHNICAL ATTRIBUTES

#	GTIN	L mm/inch	mm/inch	mm/inch	Clamping method	kg/lb	DEUTSCHES WERKZEUG FWI
101-100	-535049	100 3 15/16	40 1 9/16	18 11/16	Hex nut	0,365 0.805	✓
101-120	-535124	120 4 3/4	45 1 3/4	22 7/8	Hex nut	0,5 1.103	✓
101-130	-042225	130 5 1/8	48 1 7/8	25 1	Hex nut	0,545 1.202	✓
101-145	-535384	145 5 11/16	52 2 1/16	28 1 1/8	wing nut	0,805 1.775	✓
101-160	-535469	160 6 5/16	58 2 5/16	35 1 3/8	wing nut	1,04 2.293	✓
101-180	-535537	180 7 1/16	60 2 3/8	40 1 9/16	wing nut	1,56 3.440	✓
101-200	-535612	200 7 7/8	65 2 9/16	45 1 3/4	wing nut	2 4.410	✓

SERIES 102-120
POINTED JAW VISE WITH POINTED MOUTH AND WING NUT



The pointed jaw vise with pointed mouth and wing nut of the series 102 is used for particularly firm gripping of workpieces on a small surface in workshops, industry, and crafts. The inner side of the jaws is ribbed with a prismatic cut, so that round and angular parts can be clamped. The series 102 impresses with its handy design, which allows for rotating and turning the workpiece during operation.

BENEFITS

- Universal usability in various work situations
- Robust design with flexible joint guidance
- Easy adjustability with high clamping force
- Ideal for limited space conditions

TECHNICAL ATTRIBUTES

#	GTIN	mm/inch	mm/inch	mm/inch	kg/lb	
102-120	-527617	120 4 3/4	13 1/2	20 13/16	0,355 0.783	✓

SERIES 103
HAND VISE WITH WIDE JAWS AND KEY



The hand vises with wide jaws and key of series 103 are used for flat clamping of workpieces in workshops, industry, and crafts. The inner side of the jaws is grooved with a prismatic cut, allowing both round and angular parts to be clamped securely. The series 103 impresses with its convenience, enabling rotation and turning of the workpiece while working.

BENEFITS

- Universal Applicability in Various Work Situations
- The key enables a quick and secure grip on the workpiece
- Robust design with flexible joint guidance
- Easy adjustability with high clamping force
- Different designs allow for application depending on the size of the workpiece.

TECHNICAL ATTRIBUTES

#	GTIN	L mm/inch	mm/inch	mm/inch	kg/lb	
103-160	-909833	160 6 5/16	58 2 5/16	35 1 3/8	1,075 2.370	✓
103-180	-527952	180 7 1/16	60 2 3/8	40 1 9/16	1,635 3.605	✓
103-200	-528034	200 7 7/8	65 2 9/16	45 1 3/4	2,365 5.215	✓

SERIES 106
DOUBLE STRONG HAND VISE WITH WIDE JAW



The double-strong hand vises with wide jaw, hex nut, and key from series 106 are used for clamping workpieces in medium-heavy tasks in steel construction. The inner side of the jaws is grooved with a prismatic cut, allowing for the clamping of round and angular parts. Series 106 impresses with its ease of handling, enabling rotation and flipping of the workpiece during operation.

BENEFITS

- Universal usability in various work situations
- The key enables a quick and secure grip on the workpiece
- Extremely robust construction with flexible joint guidance
- Different designs allow for application depending on the size of the workpiece.

TECHNICAL ATTRIBUTES

#	GTIN	L mm/inch	mm/inch	mm/inch	kg/lb	DEUTSCHES WERKZEUG FWI
106-180	-528782	180 7 1/16	68 2 11/16	40 1 9/16	2,335 5.149	✓
106-200	-528867	200 7 7/8	70 2 3/4	45 1 3/4	2,935 6.472	✓

SERIES 107
HAND VISES FOR INSTALLERS WITH WIDE JAWS



The hand vises for installers with a wide jaw opening, hexagon nut and wrench from series 107 are used for clamping workpieces during work carried out by installers and plumbers. The inner side of the jaws is ribbed with a prismatic groove so that round and angular parts can be clamped. Series 107 impresses with its handiness, which allows the workpiece to be turned and rotated while working.

BENEFITS

- Universal usability in various work situations
- The key enables a quick and secure grip on the workpiece
- Very robust design with flexible joint guidance

TECHNICAL ATTRIBUTES

#	GTIN	mm/inch	mm/inch	mm/inch	kg/lb	
		L				
107-200	-528942	200 7 7/8	85 3 3/8	50 1 15/16	2,995 6.604	✓

SERIES 109
WIDE MOUTH MACHINE CLAMP



The machine vises with wide jaws, hexagon nut and key of series 109 are used for clamping workpieces under the highest stress in workshops, industry, and craftsmanship. The inside of the jaws is grooved with a prismatic cut, allowing both round and angular parts to be clamped. The series 109 convinces with its handling, enabling rotation and repositioning of the workpiece while working.

BENEFITS

- Universal usability in various work situations
- The key enables a quick and secure grip on the workpiece.
- Very robust design with flexible joint guidance
- Different designs allow for application depending on the size of the workpiece.

TECHNICAL ATTRIBUTES

#	GTIN	mm/inch	mm/inch	mm/inch	kg/lb	
109-160	-529024	160 6 5/16	65 2 9/16	40 1 9/16	2,27 5.005	✓
109-180	-529109	180 7 1/16	70 2 3/4	40 1 9/16	3,3 7.277	✓
109-200	-529284	200 7 7/8	80 3 1/8	50 1 15/16	3,52 7.762	✓
109-250	-529369	250 9 13/16	90 3 9/16	60 2 3/8	5,465 12.050	✓

SERIES 112-100
NARROW JAW PULLER WITH A 45-DEGREE ANGLED MOUTH



The screw clamps with narrow, angled jaws of the series 112-100 are used for clamping tires from barrels, saw blades during sharpening, etc. in workshops, industry, and trade. The series 112-100 impresses with its application-oriented specialization, ensuring optimal clamping.

BENEFITS
- Universal usability in various work situations
- Very robust design with flexible joint guidance
- Different versions enable application depending on the size of the workpiece.

TECHNICAL ATTRIBUTES

#	GTIN	L mm/inch	mm/inch	mm/inch	kg/lb	DEUTSCHES WERKZEUG FWI
112-125	-529444	125 4 15/16	28 1 1/8	32 1 1/4	0,595 1.312	✓
112-150	-529512	150 5 7/8	40 1 9/16	35 1 3/8	1 2.205	✓

SERIES 113-1
FLAT FILE CLAMP WITH FINE JAW



The 113 series stem clamping vises with fine jaws are used for clamping particularly fine workpieces in workshops, industry, and craftsmanship. The inside of the jaws is ribbed with a prismatic cut, allowing round and angular parts to be clamped. The 113 series is particularly suitable for fine work, for example on watches, and enables a delicate and precise working method.

BENEFITS
- Universal usability in various work situations
- Robust design with flexible hinge guidance
- Different designs allow for application depending on the size of the workpiece.
- The clamp is very handy and the coordinated handle ensures a good grip.

TECHNICAL ATTRIBUTES

#	GTIN	L mm/inch	mm/inch	mm/inch	kg/lb	DEUTSCHES WERKZEUG FWI
113-115	-599232	115 4 9/16	16 5/8	6 1/4	0,6 1.323	✓
113-116	-589745	115 4 9/16	16 5/8	6 1/4	0,1 0.221	✓
113-130	-599317	130 5 3/16	20 13/16	7 1/4	0,85 1.874	✓
113-131	-589820	130 5 3/16	20 13/16	7 1/4	0,8 1.764	✓

SERIES 469
ALL-STEEL SCREW CLAMPS VIRIDIS WITH WOODEN HANDLE



The all-steel clamping tools VIRIDIS with wooden handle from series 469 are used for compressing and holding multiple workpieces in crafts, industry, and workshops. With the built-in spring suspension, the clamps absorb the vibrations of the workpiece. Series 469, with its round wooden handle, is the classic of the clamping tool range.

BENEFITS

- Tensile force up to 10,000 N
- The pressure plate with integrated spindle locking prevents loosening during vibrations on the workpiece.
- Smooth-running trapezoidal spindles ensure even higher force transmission.
- No danger of injury due to concealed grip attachment in the wooden handle.
- Numerous variations of the spread and extension of clamps allow for holding parts of various sizes.







TECHNICAL ATTRIBUTES

#	GTIN	L mm/inch	mm/inch	Power N	mm/inch	kg/lb	
469-0100-050	-140304	151 5 15/16	100 / 50 3 15/16 | 1 15/16	2.200	11,5 x 5,7 7/16 x 1/4	0,23 0.507	✓
469-0120-060	-022686	181 7 1/8	120 / 60 4 3/4 | 2 3/8	2.700	13,5 x 6,5 9/16 x 1/4	0,28 0.617	✓
469-0160-080	-010798	225 8 7/8	160 / 80 6 5/16 | 3 1/8	3.000	16 x 7,5 5/8 x 5/16	0,52 1.147	✓
469-0200-050	-022822	251 9 7/8	200 / 50 7 7/8 | 1 15/16	2.200	11,5 x 5,7 7/16 x 1/4	0,245 0.540	✓
469-0200-060	-022990	261 10 1/4	200 / 60 7 7/8 | 2 3/8	2.700	13,5 x 6,5 9/16 x 1/4	0,3 0.662	✓
469-0200-080	-023058	265 10 7/16	200 / 80 7 7/8 | 3 1/8	3.000	16 x 7,5 5/8 x 5/16	0,55 1.213	✓
469-0200-100	-023126	280 11 1/32	200 / 100 7 7/8 | 3 15/16	4.500	19,5 x 9,5 3/4 x 3/8	0,945 2.084	✓
469-0250-100	-023232	330 12 1	250 / 100 9 13/16 | 3 15/16	4.500	19,5 x 9,5 3/4 x 3/8	1 2.205	✓
469-0250-120	-023294	337 13 1/4	250 / 120 9 13/16 | 4 3/4	5.500	22 x 10,5 7/8 x 7/16	1,265 2.789	✓

PRODUKTDETAILS

#	GTIN	mm/inch	mm/inch	Power N	mm/inch	kg/lb	
469-0300-050	-023676	351 13 13/16	300 / 50 11 13/16 | 1 15/16	2.200	11,5 x 5,7 7/16 x 1/4	0,285 0.628	✓
469-0300-060	-023744	361 14 3/16	300 / 60 11 13/16 | 2 3/8	2.700	13,5 x 6,5 9/16 x 1/4	0,5 1.103	✓
469-0300-080	-023812	365 14 3/8	300 / 80 11 13/16 | 3 1/8	3.000	16 x 7,5 5/8 x 5/16	0,66 1.455	✓
469-0300-100	-023980	380 14 15/16	300 / 100 11 13/16 | 3 15/16	4.500	19,5 x 9,5 3/4 x 3/8	1,65 3.638	✓
469-0300-120	-024116	387 15 1/4	300 / 120 11 13/16 | 4 3/4	5.500	22 x 10,5 7/8 x 7/16	1,345 2.966	✓
469-0300-140	-024284	396 15 9/16	300 / 140 11 13/16 | 5 1/2	6.700	25 x 12 1 x 1/2	1,85 4.079	✓
469-0400-100	-010927	480 18 7/8	400 / 100 15 3/4 | 3 15/16	4.500	19,5 x 9,5 3/4 x 3/8	0,9 1.985	✓
469-0400-120	-024734	496 19 1/2	400 / 120 15 3/4 | 4 3/4	7.500	25 x 12 1 x 1/2	1,97 4.344	✓
469-0400-120-S	-548520	487 19 3/16	400 / 120 15 3/4 | 4 3/4	5.500	22 x 10,5 7/8 x 7/16	1,49 3.285	✓
469-0500-120	-024802	596 23 7/16	500 / 120 19 11/16 | 4 3/4	7.500	25 x 12 1 x 1/2	2,175 4.796	✓
469-0600-120	-010965	696 27 3/8	600 / 120 23 5/8 | 4 3/4	7.500	25 x 12 1 x 1/2	0,9 1.985	✓
469-0600-120-S	-548537	687 27 1/16	600 / 120 23 5/8 | 4 3/4	5.500	22 x 10,5 7/8 x 7/16	1,6 3.528	✓
469-0800-120	-025038	900 35 7/16	800 / 120 31 1/2 | 4 3/4	10.000	27 x 13 1 1/16 x 1/2	3,19 7.034	✓
469-1000-120	-025106	1100 43 5/16	1.000 / 120 39 3/8 | 4 3/4	10.000	27 x 13 1 1/16 x 1/2	4,85 10.694	✓
469-1250-120	-025274	1350 53 1/8	1.250 / 120 49 3/16 | 4 3/4	10.000	27 x 13 1 1/16 x 1/2	4,295 9.470	✓
469-1500-120	-025342	1600 62 1	1.500 / 120 59 1/16 | 4 3/4	10.000	27 x 13 1 1/16 x 1/2	5,245 11.565	✓

SERIES 469P
ALL-STEEL CLAMPS VIRIDIS WITH 2K COMFORT GRIP

The all-steel screw clamps VIRIDIS with 2K comfort grip of the series 469P are used for compressing and holding multiple workpieces in craft, industry, and workshop. With the built-in spring mechanism, the screw clamps absorb the vibrations of the workpiece. The series 469P features a 2-component grip that enables safe and stable work.



BENEFITS

- Tension force up to 10,000 N
- The pressure plate with integrated spindle locking prevents loosening during vibrations on the workpiece.
- Smooth-running trapezoidal spindles ensure even higher force transmission.
- The 2-component handle ensures maximum power transfer even with wet and oily hands.
- Numerous variations of the spread and extension of clamps allow for holding parts of various sizes.







TECHNICAL ATTRIBUTES

#	GTIN	L mm/inch	mm/inch	Power N	mm/inch	kg/lb	
469P0100-050	-780172	151 5 15/16	100 / 50 3 15/16 | 1 15/16	2.200	11,5 x 5,7 7/16 x 1/4	0,235 0.518	✓
469P0200-050	-779589	251 9 7/8	200 / 50 7 7/8 | 1 15/16	2.200	11,5 x 5,7 7/16 x 1/4	0,57 1.257	✓
469P0250-120	-780219	337 13 1/4	250 / 120 9 13/16 | 4 3/4	5.500	22 x 10,5 7/8 x 7/16	1,255 2.767	✓
469P0300-120	-779688	387 15 1/4	300 / 120 11 13/16 | 4 3/4	5.500	22 x 10,5 7/8 x 7/16	1,65 3.638	✓
469P0400-120-S	-009105	487 19 3/16	400 / 120 15 3/4 | 4 3/4	5.500	22 x 10,5 7/8 x 7/16	1,97 4.344	✓
469P0600-120-S	-009099	687 27 1/16	600 / 120 23 5/8 | 4 3/4	5.500	22 x 10,5 7/8 x 7/16	1,6 3.528	✓
469P0300-140	-780264	396 15 9/16	300 / 140 11 13/16 | 5 1/2	6.700	25 x 12 1 x 1/2	1,78 3.925	✓
469P0400-120	-780226	496 19 1/2	400 / 120 15 3/4 | 4 3/4	7.500	25 x 12 1 x 1/2	1,97 4.344	✓

PRODUKTDETAILS

#	GTIN	mm/inch	mm/inch	N	mm/inch	kg/lb	
469P0500-120	-779695	596 23 7/16	500 / 120 19 11/16 | 4 3/4	7.500	25 x 12 1 x 1/2	2,17 4.785	✓
469P0600-120	-780233	696 27 3/8	600 / 120 23 5/8 | 4 3/4	7.500	25 x 12 1 x 1/2	2,375 5.237	✓
469P0800-120	-779701	900 35 7/16	800 / 120 31 1/2 | 4 3/4	10.000	27 x 13 1 1/16 x 1/2	3,19 7.034	✓
469P1000-120	-780240	1100 43 5/16	1.000 / 120 39 3/8 | 4 3/4	10.000	27 x 13 1 1/16 x 1/2	3,66 8.070	✓
469P1250-120	-780257	1350 53 1/8	1.250 / 120 49 3/16 | 4 3/4	10.000	27 x 13 1 1/16 x 1/2	4,3 9.482	✓
469P0400-100	-779671	480 18 7/8	400 / 100 15 3/4 | 3 15/16	4.500	19,5 x 9,5 3/4 x 3/8	0,235 0.518	✓
469P0300-100	-779664	380 14 15/16	300 / 100 11 13/16 | 3 15/16	4.500	19,5 x 9,5 3/4 x 3/8	1,65 3.638	✓
469P0300-050	-779596	351 13 13/16	300 / 50 11 13/16 | 1 15/16	2.200	11,5 x 5,7 7/16 x 1/4	0,235 0.518	✓
469P0120-060	-780189	181 7 1/8	120 / 60 4 3/4 | 2 3/8	2.700	13,5 x 6,5 9/16 x 1/4	0,335 0.739	✓
469P0200-060	-779602	261 10 1/4	200 / 60 7 7/8 | 2 3/8	2.700	13,5 x 6,5 9/16 x 1/4	0,235 0.518	✓
469P0300-060	-779619	361 14 3/16	300 / 60 11 13/16 | 2 3/8	2.700	13,5 x 6,5 9/16 x 1/4	0,235 0.518	✓
469P0160-080	-780196	225 8 7/8	160 / 80 6 5/16 | 3 1/8	3.000	16 x 7,5 5/8 x 5/16	0,52 1.147	✓
469P0200-080	-779626	265 10 7/16	200 / 80 7 7/8 | 3 1/8	3.000	16 x 7,5 5/8 x 5/16	0,235 0.518	✓
469P0300-080	-779633	365 14 3/8	300 / 80 11 13/16 | 3 1/8	3.000	16 x 7,5 5/8 x 5/16	0,235 0.518	✓
469P0400-080	-779640	465 18 5/16	400 / 80 15 3/4 | 3 1/8	3.000	16 x 7,5 5/8 x 5/16	0,725 1.599	✓
469P0200-100	-780202	280 11 1/32	200 / 100 7 7/8 | 3 15/16	4.500	19,5 x 9,5 3/4 x 3/8	0,96 2.117	✓
469P0250-100	-779657	330 12 1	250 / 100 9 13/16 | 3 15/16	4.500	19,5 x 9,5 3/4 x 3/8	0,235 0.518	✓
469P1500-120	-779718	1600 62 1	1.500 / 120 59 1/16 | 4 3/4	10.000	27 x 13 1 1/16 x 1/2	0,235 0.518	✓

SERIES 469K
ALL-STEEL SCREW CLAMPS VIRIDIS WITH KNURLED GRIP



The all-steel clamps VIRIDIS with toggle handle of the 469K series are used for compressing and holding multiple workpieces in craft, industry, and workshop. With the built-in suspension, the clamps absorb the vibrations of the workpiece. The 469K series has a toggle handle, which allows for particularly tight fastening.

BENEFITS

- Tension force up to 10,000 N
- The pressure plate with integrated spindle locking prevents loosening during vibrations on the workpiece.
- Smooth-running trapezoidal spindles ensure even higher force transmission.
- Numerous variants of the spread and extension of clamps allow for the holding of parts of various sizes.

TECHNICAL ATTRIBUTES

#	GTIN	L mm/inch	mm/inch	Power N	mm/inch	kg/lb	
469K0160-080	-025410	225 8 7/8	160 / 80 6 5/16 | 3 1/8	3.000	16 x 7,5 5/8 x 5/16	0,925 2.040	✓
469K0200-100	-025519	280 11 1/32	200 / 100 7 7/8 | 3 15/16	4.500	19,5 x 9,5 3/4 x 3/8	0,915 2.018	✓
469K0250-120	-025588	337 13 1/4	250 / 120 9 13/16 | 4 3/4	5.500	22 x 10,5 7/8 x 7/16	1,245 2.745	✓
469K0300-140	-025656	396 15 9/16	300 / 140 11 13/16 | 5 1/2	6.700	25 x 12 1 x 1/2	1,84 4.057	✓
469K0400-120	-026264	496 19 1/2	400 / 120 15 3/4 | 4 3/4	7.500	25 x12 1 x 1/2	0,8 1.764	✓
469K0500-120	-026646	596 23 7/16	500 / 120 19 11/16 | 4 3/4	7.500	25 x 12 1 x 1/2	2,175 4.796	✓
469K0600-120	-027636	696 27 3/8	600 / 120 23 5/8 | 4 3/4	7.500	25 x 12 1 x 1/2	2,375 5.237	✓
469K0800-120	-027872	900 35 7/16	800 / 120 31 1/2 | 4 3/4	10.000	27 x 13 1 1/16 x 1/2	3,215 7.089	✓
469K1000-120	-027940	1100 43 5/16	1.000 / 120 39 3/8 | 4 3/4	10.000	27 x 13 1 1/16 x 1/2	3,66 8.070	✓
469K1250-120	-028008	1350 53 1/8	1.250 / 120 49 3/16 | 4 3/4	10.000	27 x 13 1 1/16 x 1/2	4,275 9.426	✓
469K1500-120	-028480	1600 62 1	1.500 / 120 59 1/16 | 4 3/4	10.000	27 x 13 1 1/16 x 1/2	4,875 10.749	✓

SERIES 469PU
ALL-STEEL CLAMPS VIRIDIS WITH 2K COMFORT FOLDING HANDLE

The all-steel VIRIDIS clamps with 2K comfort folding handle from the 469PU series are used for compressing and holding multiple workpieces in crafts, industry, and workshops. With the built-in suspension, the clamps absorb the vibrations of the workpiece. The 469PU series is equipped with a 3-component folding handle that allows for safe and stable work.



BENEFITS

- Tensile force up to 7,500 N
- The pressure plate with integrated spindle locking prevents loosening during vibrations on the workpiece.
- Smooth-running trapezoidal spindles ensure even higher force transmission.
- The 2-component handle ensures maximum power transfer even with wet and oily hands.
- Numerous variations of the spread and extension of clamps allow for holding parts of various sizes.







TECHNICAL ATTRIBUTES

#	GTIN	L mm/inch	mm/inch	Power N	mm/inch	kg/lb	
469PU0200-100	-780271	280 11 1/32	200 / 100 7 7/8 | 3 15/16	4.500	19,5 x 9,5 3/4 x 3/8	1,8 3.969	✓
469PU0250-120	-780288	337 13 1/4	250 / 120 9 13/16 | 4 3/4	5.500	22 x 10,5 7/8 x 7/16	1,31 2.889	✓
469PU0300-140	-780295	396 15 9/16	300 / 140 11 13/16 | 5 1/2	6.700	25 x 12 1 x 1/2	1,96 4.322	✓
469PU0400-120	-780301	496 19 1/2	400 / 120 15 3/4 | 4 3/4	7.500	25 x 12 1 x 1/2	0,89 1.962	✓
469PU0600-120	-780318	696 27 3/8	600 / 120 23 5/8 | 4 3/4	7.500	25 x 12 1 x 1/2	2,525 5.568	✓

SERIES 473K
ALL-STEEL LOCKSMITH CLAMPS WITH KNOB HANDLE



The all-steel locksmith clamps with a handle grip from the series 473K are used for clamping under heavy duty in crafts, industry, and workshops. The heavy locksmith clamp withstands the required increased performances, allowing for application under tough conditions.

BENEFITS

- Tension force up to 10,000 N
- Hexagon allows the use of a key, ratchet, or impact wrench.
- Smooth-running trapezoidal spindles ensure even higher force transmission.

TECHNICAL ATTRIBUTES

#	GTIN	L mm/inch	mm/inch	Power N	mm/inch	kg/lb	
473K0200-120	-031596	320 12 5/8	200 / 120 7 7/8 | 4 3/4	10.000	27 x 13 1 1/16 x 1/2	1,935 4.267	✓
473K0250-120	-031664	370 14 9/16	250 / 120 9 13/16 | 4 3/4	10.000	27 x 13 1 1/16 x 1/2	2,4 5.292	✓
473K0300-120	-031732	420 16 9/16	300 / 120 11 13/16 | 4 3/4	10.000	27 x 13 1 1/16 x 1/2	2,38 5.248	✓
473K0400-120	-031800	520 20 1/2	400 / 120 15 3/4 | 4 3/4	10.000	27 x 13 1 1/16 x 1/2	2,39 5.270	✓
473K0500-120	-031978	620 24 7/16	500 / 120 19 11/16 | 4 3/4	10.000	27 x 13 1 1/16 x 1/2	2,7 5.954	✓
473K0600-120	-032036	720 28 3/8	600 / 120 23 5/8 | 4 3/4	10.000	27 x 13 1 1/16 x 1/2	2,8 6.174	✓

SERIES 475K
HEAVY ALL-STEEL LOCKSMITH CLAMPS WITH SCREW HANDLES



The heavy all-steel locksmith clamps with T-bar handle from series 475K are used for heavy and strong applications when clamping workpieces in steel construction, locksmithing, commercial vehicles construction, mechanical engineering, etc. The heavy locksmith clamp withstands the required increased performance and thus allows for application in tough cases.

BENEFITS

- Tensile strength up to 12,000 N
- The movable special clamping cap allows for the clamping of oblique workpieces up to 35°.
- Hexagon allows the use of a key, ratchet, or impact wrench.
- Smooth-running trapezoidal spindles ensure an even higher force transmission.

TECHNICAL ATTRIBUTES

#	GTIN	L mm/inch	mm/inch	Power N	mm/inch	kg/lb	DEUTSCHES WERKZEUG FWI
475K0250-120	-032104	388 15 1/4	250 / 120 9 13/16 | 4 3/4	12.000	30 x 15 1 3/16 x 9/16	2,695 5.942	✓
475K0300-140	-032272	438 17 1/4	300 / 140 11 13/16 | 5 1/2	12.000	30 x 15 1 3/16 x 9/16	3 6.615	✓
475K0500-140	-032418	638 25 1/8	500 / 140 19 11/16 | 5 1/2	12.000	30 x 15 1 3/16 x 9/16	3,57 7.872	✓
475K0800-140	-032586	938 36 15/16	800 / 140 31 1/2 | 5 1/2	12.000	30 x 15 1 3/16 x 9/16	4,5 9.923	✓
475K1000-120	-032654	1138 44 13/16	1.000 / 120 39 3/8 | 4 3/4	12.000	30 x 15 1 3/16 x 9/16	5,5 12.128	✓
475K1250-120	-032722	1388 54 5/8	1.250 / 120 49 3/16 | 4 3/4	12.000	30 x 15 1 3/16 x 9/16	6 13.230	✓
475K1500-120	-032890	1638 64 1/2	1.500 / 120 59 1/16 | 4 3/4	12.000	30 x 15 1 3/16 x 9/16	6,5555 14.455	✓

SERIES 476K
HEAVY U-CLAMPS WITH KNOB GRIP



The heavy U-clamps with toggle grip from the 476K series are used for clamping on T and double-T steel beam profiles in the industry. The heavy U-clamp also withstands the required increased performance, thus enabling application in critical cases.

BENEFITS

- Tensile strength up to 11,000 N
- The pressure plate with integrated spindle locking prevents loosening during vibrations on the workpiece.
- Smooth-running trapezoidal spindles ensure even higher force transmission.

TECHNICAL ATTRIBUTES

#	GTIN	L mm/inch	mm/inch	Power N	mm/inch	kg/lb	DEUTSCHES WERKZEUG FWI
476K0300-140	-032968	535 21 1/16	300 / 140 11 13/16 | 5 1/2	11.000	30 x 15 1 3/16 x 9/16	3,665 8.081	✓

SERIES 480K
ALL-STEEL CLAMPS



The all-steel locksmith clamps with tommy bar of series 480K are used for clamping workpieces in steel construction, locksmiths, commercial vehicle construction, and mechanical engineering under particularly heavy load. The tommy bar guarantees a good leverage effect for perfect power transmission.

BENEFITS

- Tensile force up to 22,000 N

TECHNICAL ATTRIBUTES

#	GTIN	mm/inch	mm/inch	Power N	mm/inch	kg/lb	
480K0300-175	-033026	460 18 1/8	300 / 175 11 13/16 | 6 7/8	22.000	40 x 20 1 9/16 x 13/16	5,385 11.874	✓
480K0400-175	-033262	560 22 1/16	400 / 175 15 3/4 | 6 7/8	22.000	40 x 20 1 9/16 x 13/16	5,955 13.131	✓
480K0500-175	-033330	660 25 1	500 / 175 19 11/16 | 6 7/8	22.000	40 x 20 1 9/16 x 13/16	5,13 11.312	✓
480K0600-175	-033408	760 29 15/16	600 / 175 23 5/8 | 6 7/8	22.000	40 x 20 1 9/16 x 13/16	8,2 18.081	✓
480K0800-175	-033880	960 37 13/16	800 / 175 31 1/2 | 6 7/8	22.000	40 x 20 1 9/16 x 13/16	8,15 17.971	✓
480K1000-175	-033958	1160 45 11/16	1.000 / 175 39 3/8 | 6 7/8	22.000	40 x 20 1 9/16 x 13/16	9,245 20.385	✓
480K1250-175	-034184	1410 55 1/2	1.250 / 175 49 3/16 | 6 7/8	22.000	40 x 20 1 9/16 x 13/16	1,7 3.749	✓
480K1500-175	-034252	1660 65 3/8	1.500 / 175 59 1/16 | 6 7/8	22.000	40 x 20 1 9/16 x 13/16	11,775 25.964	✓

SERIES 472
ALL-STEEL LEVER CLAMPS VIRIDIS



The all-steel lever clamps VIRIDIS of the series 472 are used for quickly and effortlessly clamping multiple workpieces with high clamping pressure in crafts, industry, and workshops. The optimized rail profile ensures uniform buildup of clamping force and greater power reserves, especially when fully utilizing the clamping spread. As a result, the series 472 is up to 5x faster than conventional clamps.

BENEFITS

- Tensile strength up to 6,000 N
- Through self-locking, insensitive to vibrations of the workpiece
- The translation for the provided text is: "The release lever with anti-slip safety enables safe working."
- Numerous variations in the span and extension of clamps allow for holding parts of various sizes.

TECHNICAL ATTRIBUTES

#	GTIN	mm/inch	mm/inch	Power N	mm/inch	kg/lb	
472H0120-060	-029302	181 7 1/8	120 / 60 4 3/4 | 2 3/8	1.600	13,5 x 6,5 9/16 x 1/4	0,4 0.882	✓
472H0160-080	-030292	225 8 7/8	160 / 80 6 5/16 | 3 1/8	3.000	16 x 7,5 5/8 x 5/16	0,555 1.224	✓
472H0200-100	-030360	280 11 1/32	200 / 100 7 7/8 | 3 15/16	3.500	19,5 x 9,5 3/4 x 3/8	0,985 2.172	✓
472H0250-120	-030438	337 13 1/4	250 / 120 9 13/16 | 4 3/4	4.000	22 x 10,5 7/8 x 7/16	1,32 2.911	✓
472H0300-140	-030506	396 15 9/16	300 / 140 11 13/16 | 5 1/2	5.000	25 x 12 1 x 1/2	2,1 4.631	✓
472H0400-120	-030674	496 19 1/2	400 / 120 15 3/4 | 4 3/4	5.500	25 x 12 1 x 1/2	2,14 4.719	✓
472H0500-120	-030742	596 23 7/16	500 / 120 19 11/16 | 4 3/4	5.500	25 x 12 1 x 1/2	2,36 5.204	✓
472H0600-120	-030810	696 27 3/8	600 / 120 23 5/8 | 4 3/4	5.500	25 x 12 1 x 1/2	2,565 5.656	✓
472H0800-120	-030988	900 35 7/16	800 / 120 31 1/2 | 4 3/4	6.000	27 x 13 1 1/16 x 1/2	3,37 7.431	✓
472H1000-120	-031046	1100 43 5/16	1.000 / 120 39 3/8 | 4 3/4	6.000	27 x 13 1 1/16 x 1/2	3,83 8.445	✓

SERIES 490
VIRIDIS CAST IRON SCREW CLAMPS WITH WOODEN HANDLE



The VIRIDIS cast iron clamps with a wooden handle from the series 490 are used for compressing and holding multiple workpieces in crafts, industry, and workshops. The steel sliding rail allows for high clamping force to be achieved. The vibration-dampened fixed and sliding arms made of cast iron guarantee efficient and precise work. The series 490, with its round wooden handle, is a classic in the clamp range.

BENEFITS

- Tensioning force up to 7,500 N
- The pressure plate with integrated spindle locking prevents loosening during vibrations on the workpiece.
- Smooth-running trapezoidal spindles ensure even higher force transmission.
- No safety risk of injury due to concealed handle attachment in the wooden handle
- Soft plastic protective caps protect sensitive workpiece surfaces







TECHNICAL ATTRIBUTES

#	GTIN	mm/inch	mm/inch	Power N	mm/inch	kg/lb	
490-0100-050	-034320	150 5 7/8	100 / 50 3 15/16 | 1 15/16	1.700	15 x 5 9/16 x 3/16	0,275 0.606	✓
490-0120-065	-037918	190 7 1/2	120 / 65 4 3/4 | 2 9/16	1.700	22 x 6 7/8 x 1/4	0,54 1.191	✓
490-0120-080	-038076	190 7 1/2	120 / 80 4 3/4 | 3 1/8	2.700	22 x 6 7/8 x 1/4	0,65 1.433	✓
490-0150-050	-038144	160 6 5/16	150 / 50 5 7/8 | 1 15/16	1.700	15 x 5 9/16 x 3/16	0,315 0.695	✓
490-0160-080	-038175	230 9 1/16	160 / 80 6 5/16 | 3 1/8	2.700	22 x 6 7/8 x 1/4	0,68 1.499	✓
490-0200-050	-038212	250 9 13/16	200 / 50 7 7/8 | 1 15/16	1.700	15 x 5 9/16 x 3/16	0,34 0.750	✓
490-0200-065	-000608	285 11 1/4	200 / 65 7 7/8 | 2 9/16	1.700	22 x 6 7/8 x 1/4	0,3 0.662	✓
490-0200-080	-000615	265 10 7/16	200 / 80 7 7/8 | 3 1/8	2.700	22 x 6 7/8 x 1/4	0,72 1.588	✓
490-0200-100	-000622	290 11 7/16	200 / 100 7 7/8 | 3 15/16	4.000	30 x 8 1 3/16 x 5/16	1,34 2.955	✓

#	GTIN	mm/inch	mm/inch	N	mm/inch	kg/lb	
490-0200-120	-000738	290 11 7/16	200 / 120 7 7/8 | 4 3/4	4.500	30 x 8 1 3/16 x 5/16	1,515 3.341	✓
490-0250-080	-000776	315 12 3/8	250 / 80 9 13/16 | 3 1/8	2.700	22 x 6 7/8 x 1/4	0,77 1.698	✓
490-0250-100	-001155	360 14 3/16	250 / 100 9 13/16 | 3 15/16	4.000	30 x 8 1 3/16 x 5/16	1,475 3.252	✓
490-0250-120	-001162	360 14 3/16	250 / 120 9 13/16 | 4 3/4	4.500	30 x 8 1 3/16 x 5/16	1,625 3.583	✓
490-0300-065	-001186	385 15 3/16	300 / 65 11 13/16 | 2 9/16	1.700	22 x 6 7/8 x 1/4	0,715 1.577	✓
490-0300-080	-001193	365 14 3/8	300 / 80 11 13/16 | 3 1/8	2.700	22 x 6 7/8 x 1/4	0,81 1.786	✓
490-0300-100	-001209	410 16 1/8	300 / 100 11 13/16 | 3 15/16	4.000	30 x 8 1 3/16 x 5/16	1,55 3.418	✓
490-0300-120	-001216	410 16 1/8	300 / 120 11 13/16 | 4 3/4	4.500	30 x 8 1 3/16 x 5/16	1,8 3.969	✓
490-0300-140	-001223	400 15 3/4	300 / 140 11 13/16 | 5 1/2	5.000	35 x 9 1 3/8 x 3/8	2,22 4.895	✓
490-0400-080	-001230	465 18 5/16	400 / 80 15 3/4 | 3 1/8	2.700	22 x 6 7/8 x 1/4	0,9 1.985	✓
490-0400-100	-001247	510 20 1/16	400 / 100 15 3/4 | 3 15/16	4.000	30 x 8 1 3/16 x 5/16	1,8 3.969	✓
490-0400-120	-001254	510 20 1/16	400 / 120 15 3/4 | 4 3/4	4.500	30 x 8 1 3/16 x 5/16	1,845 4.068	✓
490-0400-140	-001261	500 19 11/16	400 / 140 15 3/4 | 5 1/2	5.000	35 x 9 1 3/8 x 3/8	2,48 5.468	✓
490-0400-175	-001278	500 19 11/16	400 / 175 15 3/4 | 6 7/8	5.500	35 x 9 1 3/8 x 3/8	2,74 6.042	✓
490-0500-080	-001339	565 22 1/4	500 / 80 19 11/16 | 3 1/8	2.700	22 x 6 7/8 x 1/4	0,995 2.194	✓
490-0500-100	-001438	610 24 1/64	500 / 100 19 11/16 | 3 15/16	4.000	30 x 8 1 3/16 x 5/16	1,885 4.156	✓
490-0500-120	-001445	610 24 1/64	500 / 120 19 11/16 | 4 3/4	6.000	30 x 8 1 3/16 x 5/16	2,5 5.513	✓
490-0500-140	-001452	600 23 5/8	500 / 140 19 11/16 | 5 1/2	5.000	35 x 9 1 3/8 x 3/8	2,5 5.513	✓
490-0500-175	-001605	600 23 5/8	500 / 175 19 11/16 | 6 7/8	5.500	35 x 9 1 3/8 x 3/8	2,945 6.494	✓
490-0600-080	-001827	685 26 15/16	600 / 80 23 5/8 | 3 1/8	2.700	22 x 6 7/8 x 1/4	0,3 0.662	✓
490-0600-120	-001957	710 27 15/16	600 / 120 23 5/8 | 4 3/4	6.000	30 x 8 1 3/16 x 5/16	2,175 4.796	✓
490-0600-140	-002169	700 27 9/16	600 / 140 23 5/8 | 5 1/2	5.000	35 x 9 1 3/8 x 3/8	0,3 0.662	✓
490-0600-175	-002244	700 27 9/16	600 / 175 23 5/8 | 6 7/8	5.500	35 x 9 1 3/8 x 3/8	3,15 6.946	✓
490-0800-120	-002251	910 35 13/16	800 / 120 31 1/2 | 4 3/4	6.500	30 x 8 1 3/16 x 5/16	2,5 5.513	✓
490-0800-140	-002268	900 35 7/16	800 / 140 31 1/2 | 5 1/2	5.000	35 x 9 1 3/8 x 3/8	0,3 0.662	✓
490-0800-175	-002275	900 35 7/16	800 / 175 31 1/2 | 6 7/8	5.500	35 x 9 1 3/8 x 3/8	0,3 0.662	✓

PRODUKTDETAILS

#	GTIN	mm/inch	mm/inch	Power N	mm/inch	kg/lb	
490-1000-120	-002282	1110 43 11/16	1.000 / 120 39 3/8 | 4 3/4	7.000	30 x 8 1 3/16 x 5/16	2,83 6.240	✓
490-1000-140	-002299	1100 43 5/16	1.000 / 140 39 3/8 | 5 1/2	5.000	35 x 9 1 3/8 x 3/8	0,3 0.662	✓
490-1000-175	-002305	1100 43 5/16	1.000 / 175 39 3/8 | 6 7/8	5.500	35 x 9 1 3/8 x 3/8	4,9 10.805	✓
490-1250-120	-002404	1340 52 3/4	1.250 / 120 49 3/16 | 4 3/4	7.500	30 x 8 1 3/16 x 5/16	3,25 7.166	✓
490-1500-120	-002572	1590 62 5/8	1.500 / 120 59 1/16 | 4 3/4	7.500	30 x 8 1 3/16 x 5/16	3,5 7.718	✓

SERIES 490P
VIRIDIS CAST IRON CLAMPS WITH 2K COMFORT GRIP



The VIRIDIS ductile iron clamps with 2K comfort grip from the 490P series are used for compressing and holding multiple workpieces in craft, industry, and workshop. The steel sliding rail allows for a high clamping force to be achieved. The vibration-dampening fixed and sliding arms made of ductile iron guarantee efficient and precise work. The 490P series is equipped with an ergonomically contoured 2-component grip that provides ideal grip and ensures high torque transmission.

BENEFITS

- Tensile strength up to 7,000 N
- The pressure plate with integrated spindle locking prevents loosening during vibrations on the workpiece.
- Smooth-running trapezoidal spindles ensure even higher force transmission.
- The 2-component handle ensures maximum power transfer even with wet and oily hands.
- Soft plastic protective caps protect sensitive workpiece surfaces







TECHNICAL ATTRIBUTES

#	GTIN	L mm/inch	mm/inch	Power N	mm/inch	kg/lb	
490P0100-050	-777783	150 5 7/8	100 / 50 3 15/16 | 1 15/16	1.700	15 x 5 9/16 x 3/16	0,57 1.257	✓
490P0150-050	-777806	160 6 5/16	150 / 50 5 7/8 | 1 15/16	1.700	15 x 5 9/16 x 3/16	0,57 1.257	✓
490P0200-050	-777813	250 9 13/16	200 / 50 7 7/8 | 1 15/16	1.700	15 x 5 9/16 x 3/16	0,57 1.257	✓
490P0120-065	-779015	190 7 1/2	120 / 65 4 3/4 | 2 9/16	1.700	22 x 6 7/8 x 1/4	0,57 1.257	✓
490P0200-065	-777820	285 11 1/4	200 / 65 7 7/8 | 2 9/16	1.700	22 x 6 7/8 x 1/4	0,615 1.356	✓
490P0300-065	-777837	385 15 3/16	300 / 65 11 13/16 | 2 9/16	1.700	22 x 6 7/8 x 1/4	0,57 1.257	✓
490P0160-080	-779022	230 9 1/16	160 / 80 6 5/16 | 3 1/8	2.700	22 x 6 7/8 x 1/4	0,7 1.544	✓
490P0200-080	-777851	265 10 7/16	200 / 80 7 7/8 | 3 1/8	2.700	22 x 6 7/8 x 1/4	0,57 1.257	✓

#	GTIN	mm/inch	mm/inch	Power N	mm/inch	kg/lb	
490P0250-080	-777868	315 12 3/8	250 / 80 9 13/16 | 3 1/8	2.700	22 x 6 7/8 x 1/4	0,57 1.257	✓
490P0300-080	-777875	365 14 3/8	300 / 80 11 13/16 | 3 1/8	2.700	22 x 6 7/8 x 1/4	0,57 1.257	✓
490P0400-080	-777882	465 18 5/16	400 / 80 15 3/4 | 3 1/8	2.700	22 x 6 7/8 x 1/4	0,57 1.257	✓
490P0200-100	-779893	290 11 7/16	200 / 100 7 7/8 | 3 15/16	4.000	30 x 8 1 3/16 x 5/16	1,36 2.999	✓
490P0250-100	-777899	360 14 3/16	250 / 100 9 13/16 | 3 15/16	4.000	30 x 8 1 3/16 x 5/16	0,57 1.257	✓
490P0300-100	-777905	410 16 1/8	300 / 100 11 13/16 | 3 15/16	4.000	30 x 8 1 3/16 x 5/16	0,57 1.257	✓
490P0400-100	-777912	510 20 1/16	400 / 100 15 3/4 | 3 15/16	4.000	30 x 8 1 3/16 x 5/16	0,57 1.257	✓
490P0500-100	-777936	610 24 1/64	500 / 100 19 11/16 | 3 15/16	4.000	30 x 8 1 3/16 x 5/16	0,57 1.257	✓
490P0250-120	-780004	360 14 3/16	250 / 120 9 13/16 | 4 3/4	4.500	30 x 8 1 3/16 x 5/16	1,615 3.561	✓
490P0300-120	-780011	410 16 1/8	300 / 120 11 13/16 | 4 3/4	4.500	30 x 8 1 3/16 x 5/16	1,7 3.749	✓
490P0400-120	-780028	510 20 1/16	400 / 120 15 3/4 | 4 3/4	4.500	30 x 8 1 3/16 x 5/16	1,87 4.123	✓
490P0500-120	-777943	610 24 1/64	500 / 120 19 11/16 | 4 3/4	6.000	30 x 8 1 3/16 x 5/16	0,57 1.257	✓
490P0600-120	-780035	710 27 15/16	600 / 120 23 5/8 | 4 3/4	6.000	30 x 8 1 3/16 x 5/16	2,19 4.829	✓
490P0800-120	-780059	910 35 13/16	800 / 120 31 1/2 | 4 3/4	6.500	30 x 8 1 3/16 x 5/16	2,525 5.568	✓
490P1000-120	-779473	1110 43 11/16	1.000 / 120 39 3/8 | 4 3/4	7.000	30 x 8 1 3/16 x 5/16	2,875 6.339	✓
490P0300-140	-780073	400 15 3/4	300 / 140 11 13/16 | 5 1/2	5.000	35 x 9 1 3/8 x 3/8	2,24 4.939	✓
490P0400-140	-779503	500 19 11/16	400 / 140 15 3/4 | 5 1/2	5.000	35 x 9 1 3/8 x 3/8	0,57 1.257	✓
490P0500-140	-779459	600 23 5/8	500 / 140 19 11/16 | 5 1/2	5.000	35 x 9 1 3/8 x 3/8	0,57 1.257	✓
490P0600-140	-779510	700 27 9/16	600 / 140 23 5/8 | 5 1/2	5.000	35 x 9 1 3/8 x 3/8	0,57 1.257	✓
490P0800-140	-790003	900 35 7/16	800 / 140 31 1/2 | 5 1/2	5.000	35 x 9 1 3/8 x 3/8	3,56 7.850	✓
490P1000-140	-790010	1100 43 5/16	1.000 / 140 39 3/8 | 5 1/2	5.000	35 x 9 1 3/8 x 3/8	3,56 7.850	✓
490P0400-175	-780080	500 19 11/16	400 / 175 15 3/4 | 6 7/8	5.500	35 x 9 1 3/8 x 3/8	2,68 5.909	✓
490P0500-175	-790027	600 23 5/8	500 / 175 19 11/16 | 6 7/8	5.500	35 x 9 1 3/8 x 3/8	3,56 7.850	✓

PRODUKTDETAILS

#	GTIN	mm/inch	mm/inch	Power N	mm/inch	kg/lb	
490P0600-175	-780097	700 27 9/16	600 / 175 23 5/8 | 6 7/8	5.500	35 x 9 1 3/8 x 3/8	3,155 6.957	✓
490P0800-175	-780066	900 35 7/16	800 / 175 31 1/2 | 6 7/8	5.500	35 x 9 1 3/8 x 3/8	3,375 7.442	✓
490P1000-175	-790034	1100 43 5/16	1.000 / 175 39 3/8 | 6 7/8	5.500	35 x 9 1 3/8 x 3/8	3,56 7.850	✓

SERIES 490K
VIRIDIS TEMPERED CAST IRON SCREW CLAMPS WITH STEEL KNOB HANDLE



The malleable cast iron clamps VIRIDIS with steel handle grip of the series 490K are used for pressing and holding multiple workpieces in crafts, industry, and workshops. The steel sliding piece allows high tension force to be achieved. The vibration-free fixed and sliding arms made of malleable cast iron guarantee efficient and precise work. The series 490K features a handle grip that allows for particularly tight fastening.

BENEFITS

- Tensile strength up to 7,000 N
- The pressure plate with integrated spindle locking prevents loosening during vibrations on the workpiece.
- Smooth-running trapezoidal spindles ensure even higher force transmission.
- Soft plastic protection caps protect sensitive workpiece surfaces.
- Through the labeling on the jaws, one can quickly keep an eye on the dimensions.

TECHNICAL ATTRIBUTES

#	GTIN	mm/inch	mm/inch	Power N	mm/inch	kg/lb	
490K0160-080	-002657	230 9 1/16	160 / 80 6 5/16 | 3 1/8	2.700	22 x 6 7/8 x 1/4	0,67 1.477	✓
490K0200-100	-002671	290 11 7/16	200 / 100 7 7/8 | 3 15/16	4.000	30 x 8 1 3/16 x 5/16	0,8 1.764	✓
490K0250-120	-002688	360 14 3/16	250 / 120 9 13/16 | 4 3/4	4.500	30 x 8 1 3/16 x 5/16	1,61 3.550	✓
490K0300-120	-002695	410 16 1/8	300 / 120 11 13/16 | 4 3/4	4.500	30 x 8 1 3/16 x 5/16	1,7 3.749	✓
490K0400-120	-002718	510 20 1/16	400 / 120 15 3/4 | 4 3/4	4.500	30 x 8 1 3/16 x 5/16	1,82 4.013	✓
490K0500-120	-002732	610 24 1/64	500 / 120 19 11/16 | 4 3/4	6.000	30 x 8 1 3/16 x 5/16	3 6.615	✓
490K0600-120	-002749	710 27 15/16	600 / 120 23 5/8 | 4 3/4	6.000	30 x 8 1 3/16 x 5/16	2,175 4.796	✓
490K0800-120	-002756	910 35 13/16	800 / 120 31 1/2 | 4 3/4	6.500	30 x 8 1 3/16 x 5/16	3 6.615	✓
490K1000-120	-002770	1110 43 11/16	1.000 / 120 39 3/8 | 4 3/4	7.000	30 x 8 1 3/16 x 5/16	0,3 0.662	✓
490K0300-140	-002701	400 15 3/4	300 / 140 11 13/16 | 5 1/2	5.000	35 x 9 1 3/8 x 3/8	2,235 4.928	✓
490K0400-175	-002725	500 19 11/16	400 / 175 15 3/4 | 6 7/8	5.500	35 x 9 1 3/8 x 3/8	0,3 0.662	✓

SERIES 493
HEAVY MALLEABLE CAST IRON SCREW CLAMPS VIRIDIS WITH WOODEN HANDLE



The VIRIDIS malleable cast iron screw clamps with wooden handle from series 493 are used to press together and hold multiple workpieces in crafts, industry, and workshops. The steel slide rail enables a high clamping force. The low-vibration fixed arm and sliding arms made of malleable cast iron guarantee efficient and precise work. With its round wooden handle, series 493 is a classic in the screw clamp range.

BENEFITS

- Tensioning force up to 7,500 N
- The pressure plate with integrated spindle locking prevents loosening during vibrations on the workpiece.
- Smooth-running trapezoidal spindles ensure even higher force transmission.
- No danger of injury due to concealed grip attachment in the wooden handle.
- Soft plastic protective caps protect sensitive workpiece surfaces

TECHNICAL ATTRIBUTES

#	GTIN	L mm/inch	mm/inch	Power N	mm/inch	kg/lb	DEUTSCHES WERKZEUG FWI
493-0400-120	-003562	500 19 11/16	400 / 120 15 3/4 | 4 3/4	7.500	35 x 11 1 3/8 x 7/16	2,62 5.777	✓
493-0500-120	-004262	600 23 5/8	500 / 120 19 11/16 | 4 3/4	7.500	35 x 11 1 3/8 x 7/16	0,3 0.662	✓
493-0600-120	-004279	700 27 9/16	600 / 120 23 5/8 | 4 3/4	7.500	35 x 11 1 3/8 x 7/16	3,145 6.935	✓
493-0800-120	-004286	900 35 7/16	800 / 120 31 1/2 | 4 3/4	7.500	35 x 11 1 3/8 x 7/16	0,3 0.662	✓
493-1000-120	-004293	1100 43 5/16	1.000 / 120 39 3/8 | 4 3/4	7.500	35 x 11 1 3/8 x 7/16	4,18 9.217	✓
493-1250-120	-004309	1350 53 1/8	1.250 / 120 49 3/16 | 4 3/4	7.500	35 x 11 1 3/8 x 7/16	4,82 10.628	✓
493-1500-120	-004316	1600 62 1	1.500 / 120 59 1/16 | 4 3/4	7.500	35 x 11 1 3/8 x 7/16	6 13.230	✓
493-1800-120	-004323	1900 74 13/16	1.800 / 120 70 7/8 | 4 3/4	7.500	35 x 11 1 3/8 x 7/16	5 11.025	✓
493-2000-120	-004330	2100 82 11/16	2.000 / 120 78 3/4 | 4 3/4	7.500	35 x 11 1 3/8 x 7/16	6,8 14.994	✓
493-2200-120	-004347	2300 90 9/16	2.200 / 120 86 5/8 | 4 3/4	7.500	35 x 11 1 3/8 x 7/16	0,3 0.662	✓
493-2500-120	-004354	2600 102 3/8	2.500 / 120 98 7/16 | 4 3/4	7.500	35 x 11 1 3/8 x 7/16	8,15 17.971	✓
493-3000-120	-004361	3100 122 1/16	3.000 / 120 118 1/8 | 4 3/4	7.500	35 x 11 1 3/8 x 7/16	5 11.025	✓

SERIES 493P
HEAVY DUCTILE IRON SCREW CLAMPS VIRIDIS WITH 2K COMFORT GRIP



The VIRIDIS ductile iron screw clamps with a 2K comfort grip from series 493P are used to compress and hold multiple workpieces in craftsmanship, industry, and workshops. The steel sliding rail allows for achieving high clamping force. The vibration-reducing fixed and sliding arms made of ductile iron ensure efficient and precise work. The 493P series is equipped with an ergonomically arched 2-component grip that provides ideal grip and ensures high torque transmission.

BENEFITS

- Tensioning force up to 7,500 N
- The pressure plate with integrated spindle locking prevents loosening during vibrations on the workpiece.
- Smooth-running trapezoidal spindles ensure even higher force transmission.
- The 2-component handle ensures maximum power transfer even with wet and oily hands.
- Soft plastic protective caps protect sensitive workpiece surfaces







TECHNICAL ATTRIBUTES

#	GTIN	L mm/inch	mm/inch	Power N	mm/inch	kg/lb	DEUTSCHES WERKZEUG FWI
493P0400-120	-790041	500 19 11/16	400 / 120 15 3/4 | 4 3/4	7.500	35 x 11 1 3/8 x 7/16	2,6 5.733	✓
493P0500-120	-780103	600 23 5/8	500 / 120 19 11/16 | 4 3/4	7.500	35 x 11 1 3/8 x 7/16	2,86 6.306	✓
493P0600-120	-780110	700 27 9/16	600 / 120 23 5/8 | 4 3/4	7.500	35 x 11 1 3/8 x 7/16	3,115 6.869	✓
493P0800-120	-779527	900 35 7/16	800 / 120 31 1/2 | 4 3/4	7.500	35 x 11 1 3/8 x 7/16	0,57 1.257	✓
493P1000-120	-779534	1100 43 5/16	1.000 / 120 39 3/8 | 4 3/4	7.500	35 x 11 1 3/8 x 7/16	0,57 1.257	✓
493P1250-120	-780127	1350 53 1/8	1.250 / 120 49 3/16 | 4 3/4	7.500	35 x 11 1 3/8 x 7/16	4,85 10.694	✓
493P1500-120	-780134	1600 62 1	1.500 / 120 59 1/16 | 4 3/4	7.500	35 x 11 1 3/8 x 7/16	5,5 12.128	✓
493P1800-120	-779541	1900 74 13/16	1.800 / 120 70 7/8 | 4 3/4	7.500	35 x 11 1 3/8 x 7/16	0,57 1.257	✓

PRODUKTDETAILS

#	GTIN	mm/inch	mm/inch	Power N	mm/inch	kg/lb	
493P2000-120	-779558	2100 82 11/16	2.000 / 120 78 3/4 | 4 3/4	7.500	35 x 11 1 3/8 x 7/16	7 15.435	✓
493P2200-120	-779565	2300 90 9/16	2.200 / 120 86 5/8 | 4 3/4	7.500	35 x 11 1 3/8 x 7/16	0,57 1.257	✓
493P2500-120	-779480	2600 102 3/8	2.500 / 120 98 7/16 | 4 3/4	7.500	35 x 11 1 3/8 x 7/16	0,57 1.257	✓
493P3000-120	-779572	3100 122 1/16	3.000 / 120 118 1/8 | 4 3/4	7.500	35 x 11 1 3/8 x 7/16	0,57 1.257	✓

SERIES 493K
HEAVY-DUTY MALLEABLE CAST IRON SCREW CLAMPS VIRIDIS WITH STEEL TOMMY BAR HANDLE



The malleable cast iron screw clamps VIRIDIS with steel T-handle of the 493K series are used for compressing and holding multiple workpieces in crafts, industry, and workshops. The sliding rail made of steel makes it possible to achieve high clamping force. The low-vibration fixed and sliding arms made of malleable cast iron guarantee efficient and precise work. The 493K series has a T-handle that enables particularly tight fastening.

BENEFITS

- Tensioning force up to 7,500 N
- The pressure plate with integrated spindle locking prevents loosening during vibrations on the workpiece.
- Smooth-running trapezoidal spindles ensure even higher force transmission.
- Soft plastic protective caps protect sensitive workpiece surfaces
- Through the labeling on the jaws, one can quickly keep an eye on the dimensions.

TECHNICAL ATTRIBUTES

#	GTIN	mm/inch	mm/inch	Power N	mm/inch	kg/lb	
493K0400-120	-004378	500 19 11/16	400 / 120 15 3/4 | 4 3/4	7.500	35 x 11 1 3/8 x 7/16	2,65 5.843	✓
493K0500-120	-004385	600 23 5/8	500 / 120 19 11/16 | 4 3/4	7.500	35 x 11 1 3/8 x 7/16	0,3 0.662	✓
493K0600-120	-004392	700 27 9/16	600 / 120 23 5/8 | 4 3/4	7.500	35 x 11 1 3/8 x 7/16	3,18 7.012	✓
493K0800-120	-004408	900 35 7/16	800 / 120 31 1/2 | 4 3/4	7.500	35 x 11 1 3/8 x 7/16	3,745 8.258	✓
493K1000-120	-004415	1100 43 5/16	1.000 / 120 39 3/8 | 4 3/4	7.500	35 x 11 1 3/8 x 7/16	4,316 9.517	✓
493K1250-120	-004460	1350 53 1/8	1.250 / 120 49 3/16 | 4 3/4	7.500	35 x 11 1 3/8 x 7/16	4,88 10.760	✓
493K1500-120	-004477	1600 62 1	1.500 / 120 59 1/16 | 4 3/4	7.500	35 x 11 1 3/8 x 7/16	5,5 12.128	✓
493K2000-120	-004484	2100 82 11/16	2.000 / 120 78 3/4 | 4 3/4	7.500	35 x 11 1 3/8 x 7/16	6,82 15.038	✓
493K2500-120	-004491	2600 102 3/8	2.500 / 120 98 7/16 | 4 3/4	7.500	35 x 11 1 3/8 x 7/16	0,3 0.662	✓
493K3000-120	-004507	3100 122 1/16	3.000 / 120 118 1/8 | 4 3/4	7.500	35 x 11 1 3/8 x 7/16	9,225 20.341	✓

SERIES 505/509
DEEP-THROAT DUCTILE IRON CLAMPS WITH WOODEN HANDLE



The deep-throat cast-iron clamps with wooden handles from series 505 to 509 are used to compress and hold large workpieces in construction and industry. The steel gliding rail allows for a high clamping force to be achieved. Series 505 to 509, with their round wooden handle, are classics of the clamp assortment.

BENEFITS

- Tensile strength up to 7,000 N
- Smooth-running trapezoidal spindles ensure an even higher power transmission.
- No risk of injury due to concealed grip mounting in the wooden handle
- Numerous variations in the span and extension of clamps allow for holding parts of various sizes.

TECHNICAL ATTRIBUTES

#	GTIN	L mm/inch	mm/inch	Power N	mm/inch	kg/lb	DEUTSCHES WERKZEUG FWI
505-040	-564995	530 20 7/8	400 / 200 15 3/4 | 7 7/8	5.000	35 x 11 1 3/8 x 7/16	3,256 7.179	✓
507-100	-566067	1170 46 1/16	1.000 / 300 39 3/8 | 11 13/16	6.000	45 x 12 1 3/4 x 1/2	9,57 21.102	✓
507-080	-565985	970 38 3/16	800 / 300 31 1/2 | 11 13/16	6.000	45 x 12 1 3/4 x 1/2	8,5 18.743	✓
507-060	-565800	770 30 5/16	600 / 300 23 5/8 | 11 13/16	6.000	45 x 12 1 3/4 x 1/2	7,94 17.508	✓
507-040	-565725	570 22 7/16	400 / 300 15 3/4 | 11 13/16	6.000	45 x 12 1 3/4 x 1/2	7 15.435	✓
506-100	-565640	1170 46 1/16	1.000 / 250 39 3/8 | 9 13/16	7.000	45 x 12 1 3/4 x 1/2	6,5 14.333	✓
506-080	-565565	970 38 3/16	800 / 250 31 1/2 | 9 13/16	7.000	45 x 12 1 3/4 x 1/2	4,2 9.261	✓
506-060	-565497	770 30 5/16	600 / 250 23 5/8 | 9 13/16	7.000	45 x 12 1 3/4 x 1/2	7,4 16.317	✓
506-040	-565312	570 22 7/16	400 / 250 15 3/4 | 9 13/16	7.000	45 x 12 1 3/4 x 1/2	5 11.025	✓
505-100	-565237	1130 44 1/2	1.000 / 200 39 3/8 | 7 7/8	5.000	35 x 11 1 3/8 x 7/16	4,86 10.716	✓
505-080	-565152	930 36 5/8	800 / 200 31 1/2 | 7 7/8	5.000	35 x 11 1 3/8 x 7/16	4,35 9.592	✓

PRODUKTDETAILS

#	GTIN	mm/inch	mm/inch	Power N	mm/inch	kg/lb	
505-060	-142506	730 28 3/4	600 / 200 23 5/8 | 7 7/8	5.000	35 x 11 1 3/8 x 7/16	3,855 8.500	✓

SERIES 505P/507P
DEEP-THROAT DIE-CAST CLAMPS WITH 2K COMFORT GRIP

The deep-drawn malleable cast iron screw clamps with 2K comfort handle of the 505P to 509P series are used for compressing and holding large workpieces in construction and industry. The steel sliding rail enables a high clamping force. The 505P to 509P series is equipped with a 2-component handle that enables safe and stable work.



BENEFITS

- Tensile strength up to 7,000 N
- Smooth-running trapezoidal spindles provide an even higher force transmission.
- The 2-component handle ensures maximum power transmission even with wet and oily hands.
- Numerous variants of the spread and extension of clamps allow for the holding of parts of various sizes.





TECHNICAL ATTRIBUTES

#	GTIN	mm/inch	mm/inch	Power N	mm/inch	kg/lb	
505P040	-779725	530 20 7/8	400 / 200 15 3/4 | 7 7/8	5.000	35 x 11 1 3/8 x 7/16	0,235 0.518	✓
507P100	-779947	1170 46 1/16	1.000 / 300 39 3/8 | 11 13/16	6.000	45 x 12 1 3/4 x 1/2	0,235 0.518	✓
507P080	-779930	970 38 3/16	800 / 300 31 1/2 | 11 13/16	6.000	45 x 12 1 3/4 x 1/2	0,235 0.518	✓
507P060	-779923	770 30 5/16	600 / 300 23 5/8 | 11 13/16	6.000	45 x 12 1 3/4 x 1/2	0,235 0.518	✓
507P040	-779916	570 22 7/16	400 / 300 15 3/4 | 11 13/16	6.000	45 x 12 1 3/4 x 1/2	0,235 0.518	✓

PRODUKTDETAILS

#	GTIN	mm/inch	mm/inch	Power N	mm/inch	kg/lb	
506P100	-779909	1170 46 1/16	1.000 / 250 39 3/8 | 9 13/16	7.000	45 x 12 1 3/4 x 1/2	0,235 0.518	✓
506P080	-779770	970 38 3/16	800 / 250 31 1/2 | 9 13/16	7.000	45 x 12 1 3/4 x 1/2	0,235 0.518	✓
506P060	-779763	770 30 5/16	600 / 250 23 5/8 | 9 13/16	7.000	45 x 12 1 3/4 x 1/2	0,235 0.518	✓
506P040	-779787	570 22 7/16	400 / 250 15 3/4 | 9 13/16	7.000	45 x 12 1 3/4 x 1/2	0,235 0.518	✓
505P100	-779756	1130 44 1/2	1.000 / 200 39 3/8 | 7 7/8	5.000	35 x 11 1 3/8 x 7/16	0,235 0.518	✓
505P080	-779749	930 36 5/8	800 / 200 31 1/2 | 7 7/8	5.000	35 x 11 1 3/8 x 7/16	0,235 0.518	✓
505P060	-779732	730 28 3/4	600 / 200 23 5/8 | 7 7/8	5.000	35 x 11 1 3/8 x 7/16	3,715 8.192	✓

SERIES 505K/509K
DEEP CLAMP CAST IRON SCREW CLAMPS WITH STEEL KNURLED HANDLE



The low-voltage malleable cast iron clamps with steel T-handle of series 505K to 509K are used for compressing and holding large workpieces in construction and industry. The steel sliding rail allows for high clamping force to be achieved. The series 505K to 509K have a T-handle that enables particularly tight fastening.

BENEFITS

- Tensile strength up to 7,000 N
- Smooth-running trapezoidal spindles ensure an even higher power transmission.
- Numerous variants of the spread and reach of clamps allow for holding parts of various sizes.

TECHNICAL ATTRIBUTES

#	GTIN	L mm/inch	mm/inch	Power N	mm/inch	kg/lb	DEUTSCHES WERKZEUG FWI
505K040	-772482	530 20 7/8	400 / 200 15 3/4 | 7 7/8	5.000	35 x 11 1 3/8 x 7/16	3,85 8.489	✓
507K100	-773540	1170 46 1/16	1.000 / 300 39 3/8 | 11 13/16	6.000	45 x 12 1 3/4 x 1/2	3,58 7.894	✓
507K080	-773472	970 38 3/16	800 / 300 31 1/2 | 11 13/16	6.000	45 x 12 1 3/4 x 1/2	8,765 19.327	✓
507K060	-773397	770 30 5/16	600 / 300 23 5/8 | 11 13/16	6.000	45 x 12 1 3/4 x 1/2	7,91 17.442	✓
507K040	-773212	570 22 7/16	400 / 300 15 3/4 | 11 13/16	6.000	45 x 12 1 3/4 x 1/2	7 15.435	✓
506K100	-773137	1170 46 1/16	1.000 / 250 39 3/8 | 9 13/16	7.000	45 x 12 1 3/4 x 1/2	9,3 20.507	✓
506K080	-773052	970 38 3/16	800 / 250 31 1/2 | 9 13/16	7.000	45 x 12 1 3/4 x 1/2	8,85 19.514	✓
506K060	-772970	770 30 5/16	600 / 250 23 5/8 | 9 13/16	7.000	45 x 12 1 3/4 x 1/2	7,45 16.427	✓
506K040	-772895	570 22 7/16	400 / 250 15 3/4 | 9 13/16	7.000	45 x 12 1 3/4 x 1/2	6,4 14.112	✓
505K100	-772710	1130 44 1/2	1.000 / 200 39 3/8 | 7 7/8	5.000	35 x 11 1 3/8 x 7/16	5,515 12.161	✓
505K080	-772635	930 36 5/8	800 / 200 31 1/2 | 7 7/8	5.000	35 x 11 1 3/8 x 7/16	0,3 0.662	✓

PRODUKTDETAILS

#	GTIN	mm/inch	mm/inch	N	mm/inch	kg/lb	
		L		Power			
505K060	-772550	730 28 3/4	600 / 200 23 5/8 | 7 7/8	5.000	35 x 11 1 3/8 x 7/16	3,815 8.412	✓

SERIES 440
POLE SCREW CLAMP FOR GROUNDING WITH GUIDE RING



The pole screw clamps of series 440 are used for grounding during welding work. The solid and application-oriented design allows for safe clamping. The series 440 has a guide ring for ground cables.

BENEFITS

- Tensile strength up to 5,000 N
- Through the labeling on the frames, you can quickly keep track of dimensions.
- Smooth-running trapezoidal spindles ensure even higher force transmission.

TECHNICAL ATTRIBUTES

#	GTIN	L mm/inch	mm/inch	Power N	mm/inch	A	kg/lb	DEUTSCHES WERKZEUG FWI
440-150	-607647	235 9 1/4	150 / 60 5 7/8 | 2 3/8	5.000	30 x 8 1 3/16 x 5/16	400 A	0,95 2.095	✓
440-156	-032289	235 9 1/4	150 / 60 5 7/8 | 2 3/8	5.000	30 x 8 1 3/16 x 5/16	600 A	0,9595 2.116	✓
440-158	-803339	235 9 1/4	150 / 80 5 7/8 | 3 1/8	5.000	30 x 8 1 3/16 x 5/16	400 A	0,97 2.139	✓

SERIES 365
C-CLAMPS MADE OF SOLID STEEL WITH KNOB HANDLE

The C-clamps made entirely of steel from the series 365 are used for resilient elastic clamping of multiple workpieces in crafts, industry, and workshops. The clamp generates particularly high press force through its trapezoidal spindle. The series 365 has a hand crank, which allows for especially tight fastening.



BENEFITS

- Tensile strength up to 40,000 N
- Smooth-running trapezoidal spindles provide an even higher force transmission.
- Numerous variants of span and reach of clamps allow for holding parts of various sizes.

TECHNICAL ATTRIBUTES

#	GTIN	L mm/inch	mm/inch	Power N	kg/lb	DEUTSCHES WERKZEUG FWI
365-050	-915742	120 4 3/4	50 / 50 1 15/16 | 1 15/16	10.000	0,425 0.937	✓
365-075	-915759	150 5 7/8	75 / 50 2 15/16 | 1 15/16	13.000	0,625 1.378	✓
365-100	-915766	186 7 5/16	100 / 60 3 15/16 | 2 3/8	15.000	0,965 2.128	✓
365-150	-915773	247 9 3/4	150 / 75 5 7/8 | 2 15/16	18.000	1,445 3.186	✓
365-200	-915780	308 12 1/8	200 / 90 7 7/8 | 3 9/16	22.000	2,265 4.994	✓
365-250	-915797	384 15 1/8	250 / 100 9 13/16 | 3 15/16	40.000	4,38 9.658	✓

SERIES 420
C-CLAMPS WITH METRIC FINE THREAD



The C-clamps with metric fine thread of the 420 series are used for compressing and holding multiple workpieces in crafts, industry, and workshops. The clamp ensures precise and metered force application through the spindle with metric thread. The 420 series has a toggle handle that allows for particularly tight fastening.

BENEFITS

- Tensile strength up to 4,000 N
- Numerous variants of span and reach of clamps allow for holding parts of various sizes.

TECHNICAL ATTRIBUTES

#	GTIN	L mm/inch	mm/inch	Power N	kg/lb	DEUTSCHES WERKZEUG FWI
420-028	-604677	85 3 3/8	28 / 25 1 1/8 | 1	1.000	0,18 0.397	✓
420-053	-604752	125 4 15/16	53 / 38 2 1/16 | 1 1/2	1.500	0,345 0.761	✓
420-078	-604837	155 6 1/8	78 / 50 3 1/16 | 1 15/16	1.500	0,565 1.246	✓
420-130	-605094	230 9 1/16	130 / 70 5 1/8 | 2 3/4	2.500	1,45 3.197	✓
420-155	-667122	260 10 1/4	155 / 76 6 1/8 | 2 1	4.000	2,75 6.064	✓
420-206	-605179	330 12 1	206 / 86 8 1/8 | 3 3/8	4.000	3,13 6.902	✓

SERIES 430
PARALLEL CLAMPS

The parallel clamps of the series 430 are used in crafts, industry, and workshops for the precise, parallel adjustment of the clamping surfaces thanks to their double spindle guidance.

BENEFITS

- Tensile force up to 4,000 N
- Numerous variants of span and reach of clamps allow for holding parts of various sizes.





TECHNICAL ATTRIBUTES

#	GTIN	mm/inch	mm/inch	kg/lb	
430-028	-606084	50 1 15/16	28 / 16 1 1/8 | 5/8	0,14 0.309	✓
430-040	-606169	60 2 3/8	40 / 25 1 9/16 | 1	0,185 0.408	✓
430-055	-606244	75 2 15/16	55 / 35 2 3/16 | 1 3/8	0,23 0.507	✓
430-070	-606329	100 3 15/16	70 / 50 2 3/4 | 1 15/16	0,48 1.058	✓
430-105	-606404	150 5 7/8	105 / 70 4 1/8 | 2 3/4	0,94 2.073	✓

SERIES 431
QUICK-CHANGE COLLETS KANT-TWIST



The KANT-TWIST quick-release clamps of series 431 are versatile tools for internal and external clamping of a wide variety of profiles – ideal for trades, industry, and workshops. These clamps impress with their multifunctionality: they combine the properties of tensioners, pliers, and clamps in a single tool. Thanks to the innovative quick-release mechanism, the clamp can be closed to any workpiece thickness in a matter of seconds.

BENEFITS

- Tensile force up to 9700 N
- Movable Jaws with Prism Cut
- Numerous variants of the spread and reach of clamps allow for holding parts of various sizes.



TECHNICAL ATTRIBUTES

#	GTIN	mm/inch	mm/inch	mm/inch	Power N	kg/lb	
431-001	-606572	25 1	15 - 17 9/16-11/16	8 5/16	1.700	0,4 0.882	✓
431-002	-606657	50 1 15/16	35 - 40 1 3/8-1 9/16	12 1/2	3.900	0,18 0.397	✓
431-003	-606732	75 2 15/16	35- 50 1 3/8-1 15/16	16 5/8	7.300	0,525 1.158	✓
431-004	-606817	110 4 5/16	60 - 75 2 3/8-2 15/16	22 7/8	8.300	0,77 1.698	✓
431-006	-606992	150 5 7/8	60 - 85 2 3/8-3 3/8	22 7/8	9.700	1,375 3.032	✓
431-009	-607074	240 9 7/16	80 - 135 3 1/8-5 5/16	32 1 1/4	9.700	3,28 7.232	✓
431-010	-607159	255 10 1/32	150 - 190 5 7/8-7 1/2	32 1 1/4	9.700	4,85 10.694	✓

PRODUKTDETAILS

#	GTIN	mm/inch	mm/inch	mm/inch	Power N	kg/lb	
431-012	-607234	300 11 13/16	120 - 170 4 3/4-6 11/16	32 1 1/4	9.700	6,49 14.310	✓

SERIES 432
PARALLEL CLAMPS



The parallel clamps of series 432 are suitable for universal internal and external clamping of a wide variety of workpiece shapes – ideal for trade, industry, and workshop use. With four different clamping surfaces, they can be used flexibly and ensure universal use on a wide range of workpieces. The clamps impress with their multifunctionality: they combine the properties of tensioners, pliers, and clamps in a single tool. Thanks to the innovative quick-clamping mechanism, they can be adjusted to any workpiece thickness in a matter of seconds.

BENEFITS

- Tensile force up to 8,500 N
- Numerous variants of span and reach of clamps allow for holding parts of various sizes.

TECHNICAL ATTRIBUTES

#	GTIN	mm/inch	mm/inch	Power N	kg/lb	
432-001	-795252	25 1	15 - 20 9/16-13/16	1.300	0,6 1.323	✓
432-002	-795337	50 1 15/16	33 - 42 1 5/16-1 5/8	3.100	0,26 0.573	✓
432-003	-795412	75 2 15/16	35 - 49 1 3/8-1 15/16	5.000	0,56 1.235	✓
432-004	-795580	110 4 5/16	58 - 78 2 5/16-3 1/16	6.800	0,565 1.246	✓
432-006	-795665	150 5 7/8	110 - 128 4 5/16-5 1/32	8.500	2,8 6.174	✓

SERIES 450
MITER WELDING PLIERS



The miter welding pliers of the series 450 are used for accurately clamping workpieces during welding or for assembly work in trades, industry, and workshops. The ductile iron base body has firm, well-machined support surfaces at a clamping angle of 90°.

BENEFITS
- Prisms allow clamping for various workpiece shapes.
- The movable clamp jaw makes the miter welding pliers suitable for different material cross-sections.

TECHNICAL ATTRIBUTES

#	GTIN	mm/inch	mm/inch	kg/lb	
450-050	-564735	230 9 1/16	50 1 15/16	1,24 2.734	✓
450-100	-564810	320 12 5/8	100 3 15/16	2,78 6.130	✓

SERIES 450-260
METAL ANGLE CLAMP



The metal angle clamp of the 450 series is used for accurate angular clamping of workpieces during welding or for assembly work in trades, industry and workshops. The malleable cast iron base body has fixed, cleanly machined contact surfaces at a clamping angle of 90°.

BENEFITS
- The movable clamp jaw makes the miter welding pliers suitable for different material cross-sections.

TECHNICAL ATTRIBUTES

#	GTIN	mm/inch	mm/inch	kg/lb	
450-260	-564650	250 9 13/16	90 3 9/16	4,16 9.173	✓

SERIES 516
GLUE PLIER CLAMP



The clamping pliers of series 516 are used for holding multiple workpieces in craft, industry, and workshops. The clamping pliers feature a strong spring and two opposite vulcanized fiber pads riveted to the gripping surfaces, enabling a secure and comfortable hold.

BENEFITS
- High quality through stamping from sheet steel
- Coating made of vulcanized fiber protects and insulates the workpiece
- Suitable for universal use when holding workpieces

TECHNICAL ATTRIBUTES

#	GTIN	mm/inch	mm/inch	kg/lb	
516-110	-634612	110 4 5/16	40 / 37 1 9/16 | 1 7/16	0,6 1.323	✓
516-155	-634797	155 6 1/8	50 / 56 1 15/16 | 2 3/16	0,16 0.353	✓

SERIES 516-200
GLUE PLIER CLAMP



The glue plier clamps of series 516 are used to hold multiple workpieces in craft, industry, and workshop. The glue plier clamps are equipped with a strong spring and high-quality plastic to ensure powerful and handy holding.

BENEFITS
- By adjusting the grid settings, parts of different sizes can be held precisely.
- Suitable for universal use in holding workpieces.

TECHNICAL ATTRIBUTES

#	GTIN	mm/inch	mm/inch	kg/lb
516-200	-002077	180 7 1/16	50 / 46 1 15/16 | 1 13/16	0,155 0.342
516-300	-002084	240 9 7/16	75 / 85 2 15/16 | 3 3/8	0,26 0.573

SERIES 511
WOOD CLAMPING VICES



The wooden clamps of the series 511 are used for pressing and clamping multiple workpieces. The clamps are specially designed for wooden parts and consist of a solid upper part, lower part, and eccentric made of beech wood, as well as a steel rail. This guarantees ideal handling thanks to the infinitely variable adjustment of the clamping pressure through the eccentric lever. The non-slip cork pad prevents pressure points or other damage.

BENEFITS

- Infinitely adjustable pressure adjustment via eccentric lever
- Non-slip design, also on curves and edges
- Made from high-quality beech wood and blank galvanized steel rails
- Thanks to wooden parts with a natural surface, particularly environmentally friendly.
- Lightweight

TECHNICAL ATTRIBUTES

#	GTIN	mm/inch	mm/inch	mm/inch	kg/lb	
511-200	-917685	200 7 7/8	200 / 110 7 7/8 | 4 5/16	20 x 5 13/16 x 3/16	0,485 1.069	✓
511-300	-917692	300 11 13/16	300 / 110 11 13/16 | 4 5/16	20 x 5 13/16 x 3/16	0,55 1.213	✓
511-400	-013288	400 15 3/4	400 / 110 15 3/4 | 4 5/16	20 x 5 13/16 x 3/16	0,635 1.400	✓
511-600	-013295	600 23 5/8	600 / 110 23 5/8 | 4 5/16	20 x 5 13/16 x 3/16	0,815 1.797	✓
511-800	-013301	800 31 1/2	800 / 110 31 1/2 | 4 5/16	20 x 5 13/16 x 3/16	0,95 2.095	✓

SERIES 517
ONE-HAND CLAMPS



The one-handed clamp of series 517 is used for compressing and holding multiple workpieces. The one-handed clamp is primarily used in the wood sector. The one-handed operation ensures maximum flexibility. The protective caps guarantee a gentle handling of the workpiece. Thanks to the 2-component plastic handle, ergonomic working is enabled.

BENEFITS

- One-handed operation for tightening and loosening using two separate controls.
- Ergonomically shaped 2-component plastic handle
- Tool-free changeable for spreading thanks to intelligent release mechanism at the upper part.

TECHNICAL ATTRIBUTES

#	GTIN	mm/inch	mm/inch	kg/lb	
517-150K	-039905	150 / 85 5 7/8 | 3 3/8	19 x 6 3/4 x 1/4	0,655 1.444	✓
517-300K	-039929	300 / 85 11 13/16 | 3 3/8	19 x 6 3/4 x 1/4	0,78 1.720	✓
517-450K	-039943	450 / 85 17 11/16 | 3 3/8	19 x 6 3/4 x 1/4	0,89 1.962	✓
517-600K	-039967	600 / 85 23 5/8 | 3 3/8	19 x 6 3/4 x 1/4	1,25 2.756	✓

SERIES 520
ALL-STEEL SCREW CLAMPS



The all-steel vises of series 520 are used for clamping workpieces in crafts, industry, and workshops. The lightweight design of series 520 is ideal for universally clamping simple workpieces, and the material provides the necessary durability and stability of the vise.

BENEFITS

- High-quality material and simple actuation
- Easy execution for flexible work in workshops and crafts
- Available optionally in Blue, Red, and Anthracite.

TECHNICAL ATTRIBUTES

#	GTIN	mm/inch	mm/inch	mm/inch	mm/inch	mm/inch	mm/inch	mm/inch	kg/lb	
520-080	-609474	95 3 3/4	250 9 13/16	93 3 11/16	100 3 15/16	80 3 1/8	20 13/16	50 1 15/16	3,965 8.743	✓
520-100	-609542	100 3 15/16	310 12 3/16	112 4 7/16	120 4 3/4	100 3 15/16	22 7/8	64 2 1/2	7,24 15.964	✓
520-125	-609627	130 5 1/8	377 14 13/16	137 5 3/8	140 5 1/2	125 4 15/16	25 1	75 2 15/16	1,265 2.789	✓
520-150	-609702	160 6 5/16	435 17 1/8	165 6 1/2	155 6 1/8	150 5 7/8	30 1 3/16	95 3 3/4	16,9 37.265	✓
520-175	-609887	175 6 7/8	435 17 1/8	165 6 1/2	155 6 1/8	175 6 7/8	30 1 3/16	95 3 3/4	17 37.485	✓
520-100-R	-997090	100 3 15/16	310 12 3/16	112 4 7/16	120 4 3/4	100 3 15/16	22 7/8	64 2 1/2	7 15.435	✓
520-125-R	-455668	130 5 1/8	377 14 13/16	137 5 3/8	140 5 1/2	125 4 15/16	25 1	75 2 15/16	7 15.435	✓
520-150-R	-455880	160 6 5/16	435 17 1/8	165 6 1/2	155 6 1/8	150 5 7/8	30 1 3/16	95 3 3/4	7 15.435	✓
520-175-R	-035808	175 6 7/8	435 17 1/8	165 6 1/2	155 6 1/8	175 6 7/8	30 1 3/16	95 3 3/4	7 15.435	✓
520-100-G	-997083	100 3 15/16	310 12 3/16	112 4 7/16	120 4 3/4	100 3 15/16	22 7/8	64 2 1/2	6,9 15.215	✓
520-125-G	-759865	130 5 1/8	377 14 13/16	137 5 3/8	140 5 1/2	125 4 15/16	25 1	75 2 15/16	7 15.435	✓
520-150-G	-056179	160 6 5/16	435 17 1/8	165 6 1/2	155 6 1/8	150 5 7/8	30 1 3/16	95 3 3/4	15 33.075	✓
520-175-G	-759872	175 6 7/8	435 17 1/8	165 6 1/2	155 6 1/8	175 6 7/8	30 1 3/16	95 3 3/4	17,18 37.882	✓

SERIES 525
PARALLEL VISES



The parallel vises of series 525 are used for clamping workpieces in crafts, industry, and workshops. The induction-hardened parts of series 525 make it ideal for the universal clamping of medium-sized workpieces, and the material ensures the necessary durability and stability of the vise.

BENEFITS

- High-quality material and easy operation
- Medium execution for flexible work as a Parallel Vise
- Available in the colors blue, red, and anthracite.

TECHNICAL ATTRIBUTES

#	GTIN	mm/inch	mm/inch	mm/inch	mm/inch	mm/inch	mm/inch	mm/inch	kg/lb	
525-100	-925185	125 4 15/16	292 11 1/2	125 4 15/16	125 4 15/16	100 3 15/16	17 11/16	69 2 11/16	6,89 15.192	✓
525-125	-925192	145 5 11/16	350 13 3/4	148 5 13/16	150 5 7/8	125 4 15/16	20 13/16	82 3 1/4	1,32 2.911	✓
525-150	-925208	165 6 1/2	452 17 13/16	178 7 1/64	200 7 7/8	150 5 7/8	24 15/16	99 3 7/8	11,5 25.358	✓
525-175	-925215	190 7 1/2	510 20 1/16	208 8 3/16	220 8 11/16	175 6 7/8	27 1 1/16	122 4 13/16	26,46 58.344	✓
525-100-R	-455675	125 4 15/16	292 11 1/2	125 4 15/16	125 4 15/16	100 3 15/16	17 11/16	69 2 11/16	11 24.255	✓
525-125-R	-178796	145 5 11/16	350 13 3/4	148 5 13/16	150 5 7/8	125 4 15/16	20 13/16	82 3 1/4	11,5 25.358	✓
525-150-R	-813468	165 6 1/2	452 17 13/16	178 7 1/64	200 7 7/8	150 5 7/8	24 15/16	99 3 7/8	16,67 36.757	✓
525-175-R	-831332	190 7 1/2	510 20 1/16	208 8 3/16	220 8 11/16	175 6 7/8	27 1 1/16	122 4 13/16	26 57.330	✓
525-100-G	-035815	125 4 15/16	292 11 1/2	125 4 15/16	125 4 15/16	100 3 15/16	17 11/16	69 2 11/16	6,775 14.939	✓
525-125-G	-096991	145 5 11/16	350 13 3/4	148 5 13/16	150 5 7/8	125 4 15/16	20 13/16	82 3 1/4	1,27 2.800	✓
525-150-G	-097028	165 6 1/2	452 17 13/16	178 7 1/64	200 7 7/8	150 5 7/8	24 15/16	99 3 7/8	17 37.485	✓
525-175-G	-097042	190 7 1/2	510 20 1/16	208 8 3/16	220 8 11/16	175 6 7/8	27 1 1/16	122 4 13/16	6,55 14.443	✓

SERIES 160-1
FLANGE SPREADER



The flange spreaders of series 160 are used in pairs for the safe and accident-free separation of flange connections of pipelines in power plants, petrochemicals, or offshore. They enable the separation of large and high-performance flanges and thus facilitate maintenance work, even when a large access opening is present between the flanges.

BENEFITS

- After completing the work, the flanges will be returned precisely to their original position.
- Flange spreaders are the perfect solution for the repair of pipes and flanges.
- They can also be used for the exchange of bows, flange seals, and metal seals on couplings as well as for the maintenance of heavy equipment and many other tasks.





TECHNICAL ATTRIBUTES

#	GTIN	mm/inch	Ø min. mm mm/inch	SW mm/inch	kg/lb	
160-1-E	-245701	80 - 250 3 1/8-9 13/16	14,5 9/16	24 15/16	2,95 6.505	✓
160-1-P	-041167	80 - 250 3 1/8-9 13/16	14,5 9/16	24 15/16	5,87 12.943	✓

SERIES 160-2
FLANGE SPREADER





The flange spreaders of the 160 series are used in pairs for the safe and accident-free separation of flange connections of pipelines in power plants, petrochemical plants or offshore. They enable the separation of large and high-performance flanges and thus allow for easy maintenance work, even when a large access opening between the flanges is present.

BENEFITS

- After completing the work, the flanges will be returned precisely to their original position.
- Flange spreaders are the perfect solution for the repair of pipes and flanges.
- They can also be used for the exchange of bows, flange seals, and metal seals on couplings as well as for the maintenance of heavy equipment and many other tasks.

TECHNICAL ATTRIBUTES

#	GTIN	mm/inch	Ø min. mm mm/inch	SW mm/inch	kg/lb	DEUTSCHES WERKZEUG FWI
160-2-E	-245886	250 - 1200 9 13/16-47 1/4	24 15/16	27 1 1/16	8,95 19.735	✓
160-2-P	-041174	250 - 1200 9 13/16-47 1/4	24 15/16	27 1 1/16	7,39 16.295	✓

SERIES 165
UNIVERSAL SPREADER

The universal spreader of the series 165 is used for the quick and safe spreading of flanges and similar parts of all kinds and sizes in the industry. It is a universal tool designed for many applications, intended for paired use.



BENEFITS

- The smooth operation of the spreader is performed via a built-in ratchet.
- The tool allows for easy execution of maintenance tasks such as a seal ring replacement.
- After the work is completed, the flanges will be returned exactly to their original position.





TECHNICAL ATTRIBUTES

#	GTIN	mm/inch	SW mm/inch	Nm	Max. tensile force kN	Max. tension force t/US t. sh.	kg/lb	
165-E	-491979	10 - 75 3/8 - 2 15/16	30 1 3/16	86	20	2 2.20	6,5 14.333	✓

SERIES Y-165
HYDRAULIC SPREADER



The hydraulic spreader of the Y-165 series is a technical device that creates an expansion or spreading using hydraulic pressure. The hydraulic spreader consists of a cylinder in which a piston moves. By using hydraulic fluid, the piston is moved with high pressure, which opens the two arms of the spreader. Hydraulic spreaders are mainly used by the fire department, in rescue technology, and industry. The accompanying safety block ensures that the flanges are held in the spread position so that the tool can be repositioned.

BENEFITS

- The hydraulics ensure maximum leverage
- The hydraulic mechanism allows for the application of targeted pressure very efficiently and controllably.
- Flexibly usable for various application situations







TECHNICAL ATTRIBUTES

#	GTIN	mm/inch	mm/inch	bar	Max. tensile force kN	Max. tractive force t	kg	
Y-165-15-10-E	-023569	6 - 46 1/4 - 1 13/16	25 1	700	150	15	3,30	✓
Y-165-15-20-E	-023576	6 - 46 1/4 - 1 13/16	25 1	700	150	15	3,30	✓
Y-165-25-10-E	-023583	8 - 59 5/16 - 2 5/16	65 2 9/16	700	250	25	7,80	✓

SERIES K-Y-165
HYDRAULIC SPREADER IN SET



The hydraulic spreader of the Y-165 series is a technical device that creates an expansion or spreading using hydraulic pressure. The hydraulic spreader consists of a cylinder in which a piston moves. By using hydraulic fluid, the piston is moved with high pressure, which opens the two arms of the spreader. Hydraulic spreaders are mainly used by the fire department, in rescue technology, and industry. The accompanying safety block ensures that the flanges are held in the spread position so that the tool can be repositioned.

BENEFITS

- The hydraulics ensure maximum leverage
- The hydraulic mechanism allows for the application of targeted pressure very efficiently and controllably.
- Flexibly usable for various application situations







TECHNICAL ATTRIBUTES

#	GTIN	mm/inch	mm/inch	bar	Max. tensile force kN	Max. tractive force t	kg	
K-Y-165-15-10-P	-023538	6 - 46 1/4 - 1 13/16	25 1	700	150	15	6,60	✓
K-Y-165-15-20-P	-023545	6 - 46 1/4 - 1 13/16	25 1	700	150	15	6,60	✓
K-Y-165-25-10-P	-023552	8 - 59 5/16 - 2 5/16	65 2 9/16	700	250	25	15,60	✓

SERIES 689
LANGBECK LOCKING PLIERS



The Langbeck locking pliers of series 689 are used for clamping and gripping in narrow, tapering areas in workshops, industry, and trade. The locking pliers are not only handy and can be operated with one hand, but the toggle lever mechanism also allows for the application of very high forces. The series 689 is an ideal choice, especially in cases of reduced accessibility.

BENEFITS

- The knurled screw with fine thread allows for precise setting of spread and clamping pressure.
- The single-handed quick-release lever with return spring and clamping protection reduces the risk of injury and speeds up the work process.

TECHNICAL ATTRIBUTES

#	GTIN	L mm/inch	max. mm/inch	kg/lb	
689-150	-005664	150 5 7/8	40 1 9/16	0,3 0.662	✓
689-230	-005688	230 9 1/16	55 2 3/16	0,395 0.871	✓

SERIES 690
UNIVERSAL LOCKING PLIERS





The Universal locking pliers of series 690 are used for securely holding round, profile, and flat materials in workshops, industry, and crafts. The locking pliers are not only handy and can be operated with one hand, but the toggle mechanism also allows for very high forces to be applied. The series 690 is a universal model suitable for a variety of workpieces.

BENEFITS

- The semicircular jaws are particularly suitable for round and flat material.
- The knurled screw with fine threads allows for precise adjustment of spread and clamping pressure.
- The one-handed quick-release lever with return spring and clamping protection reduces the risk of injury and speeds up the work process.

TECHNICAL ATTRIBUTES

#	GTIN	L mm/inch	max. mm/inch	kg/lb	
690-180	-651367	180 7 1/16	35 1 3/8	0,37 0.816	✓
690-250	-651442	250 9 13/16	50 1 15/16	0,65 1.433	✓
690-300	-651510	300 11 13/16	65 2 9/16	0,95 2.095	✓

SERIES 690+
UNIVERSAL LOCKING PLIERS



The universal locking pliers of the 690+ series are used for securely holding round, profile, and flat materials in the workshop, industrial settings, and crafts. The locking pliers are not only handy and can be operated with one hand, but the lever mechanism also allows for very high forces to be applied. The 690+ series is a universal model suitable for a wide range of workpieces.

BENEFITS

- Tensioning regulator and release lever make working with locking pliers easier.
- Jaw body and gripping jaws are made of highly durable material.
- High clamping pressure due to knee lever translation

TECHNICAL ATTRIBUTES

#	GTIN	L mm/inch	max. mm/inch	kg/lb
690+004	-909604	220 8 11/16	30 1 3/16	0,55 1.213

SERIES 691
PRISMA LOCKING PLIERS



The Prisma grip pliers of series 691 are used for securely holding round, profile, and flat materials in workshops, industry, and crafts. The grip pliers are not only handy and can be operated with one hand, but thanks to the lever mechanism, very high forces can also be applied. The 691 series features a wire groove in the upper jaw, allowing nails and wires to be accessible and manageable from the front.

BENEFITS

- Particularly suitable for round and flat materials
- The knurled screw with fine threads allows for precise adjustment of spread and clamping pressure.
- The one-handed quick-release lever with return spring and clamping protection reduces the risk of injury and accelerates the work process

TECHNICAL ATTRIBUTES

#	GTIN	L mm/inch	max. mm/inch	kg/lb	DEUTSCHES WERKZEUG FWI
691-180	-651695	180 7 1/16	30 1 3/16	0,28 0.617	✓
691-250	-651770	250 9 13/16	35 1 3/8	0,595 1.312	✓

SERIES 691+
UNIVERSAL OPTI GRIP PLIERS



The Universal Opti-Grip Pliers of series 691+ are used for securely holding round, profile, and flat materials in workshops, industry, and crafts. The grip pliers are not only handy and can be operated with one hand, but the toggle lever mechanism also enables the application of very high forces.

BENEFITS

- Tensioning regulator and release lever make working with locking pliers easier.
- Jaw body and gripping jaws are made of highly durable material.
- High clamping pressure due to knee lever translation

TECHNICAL ATTRIBUTES

#	GTIN	L mm/inch	max. mm/inch	kg/lb	DEUTSCHES WERKZEUG FWI
691+005	-909611	220 8 11/16	30 1 3/16	0,495 1.091	✓

SERIES 692
IDEAL LOCKING PLIERS



The Ideal locking pliers in the 692 series are used for securely holding round, profile and flat material in workshops, industry and the trades. The locking pliers are not only handy and can be operated with one hand; the toggle-lever mechanism also allows very high forces to be applied. The 692 series features a combined jaw shape with four-point support.

BENEFITS

- The knurled screw with fine thread allows for precise setting of spread and clamping pressure.
- The single-handed quick-release lever with return spring and clamping protection reduces the risk of injury and speeds up the work process.

TECHNICAL ATTRIBUTES

#	GTIN	L mm/inch	max. mm/inch	kg/lb	DEUTSCHES WERKZEUG FWI
692-250	-651930	250 9 13/16	50 1 15/16	0,57 1.257	✓

SERIES 693
PARALLEL-PLUS-LOCKING PLIERS



The Parallel-Plus locking pliers of series 693 are used for securely holding round, profile, and flat materials in workshops, industry, and crafts. The locking pliers are not only handy and can be operated with one hand, but thanks to the toggle lever mechanism, very high forces can also be applied. Series 693 has a combined jaw shape with a swiveling jaw, making parallel and prismatic clamping possible.

BENEFITS

- Suitable for symmetrical materials as well
- The knurled screw with fine thread allows for precise adjustment of spread and clamping pressure.
- The one-handed quick-release lever with return spring and clamping protection reduces the risk of injury and speeds up the work process.

TECHNICAL ATTRIBUTES

#	GTIN	L mm/inch	max. mm/inch	kg/lb	DEUTSCHES WERKZEUG FWI
693-250	-650117	250 9 13/16	45 1 3/4	0,62 1.367	✓

SERIES 694
WIDE-JAW LOCKING PLIERS



The wide-jaw locking pliers of the 694 series are used for clamping edges and surfaces in workshop, industry, and trade. The locking pliers are not only handy and can be operated with one hand; the toggle joint mechanism also allows very high forces to be applied. Thanks to their jaw shape, the 694 series can be used for clamping, bending, and flanging thin, soft sheet metal.

BENEFITS

- The knurled screw with fine thread allows for precise setting of spread and clamping pressure.
- The single-handed quick-release lever with return spring and clamping protection reduces the risk of injury and speeds up the work process.







TECHNICAL ATTRIBUTES

#	GTIN	L mm/inch	max. mm/inch	kg/lb	DEUTSCHES WERKZEUG FWI
694-275	-652012	180 7 1/16	45 1 3/4	0,53 1.169	✓

SERIES 695
SCHWEISSER-LOCKING PLIERS



The welding grip pliers of series 695 are used for centric clamping when welding profile or flat material by impact in workshop, industry, and trades. The grip pliers are not only handy and can be operated with one hand, but thanks to the lever mechanism, very high forces can also be applied. The series 695, with its U-shaped jaws, facilitates easier and more flexible clamping due to its good vibration absorption.

BENEFITS

- Also ideal for more delicate surfaces
- The knurled screw with fine thread allows for precise adjustment of spread and clamping pressure.
- The one-handed quick-release lever with return spring and clamping protection reduces the risk of injury and accelerates the work process





TECHNICAL ATTRIBUTES

#	GTIN	mm/inch	mm/inch	kg/lb	
			max.		
695-280	-652197	280 11 1/32	60 2 3/8	0,85 1.874	✓

SERIES 696
ROHRSCHWEISSER-LOCKING PLIERS



The pipe welder locking pliers of the 696 series are used for self-centering clamping when welding round or pipe material in a butt joint in workshops, industry, and the trades. The locking pliers are not only handy and can be operated with one hand; the toggle joint mechanism also allows very high forces to be applied. Thanks to its good vibration absorption, the 696 series enables easier and more flexible clamping, even with round materials.

BENEFITS

- Also ideal for more delicate surfaces
- The knurled screw with fine threads allows for precise adjustment of spread and clamping pressure.
- The one-handed quick-release lever with return spring and clamping protection reduces the risk of injury and speeds up the work process.

TECHNICAL ATTRIBUTES

#	GTIN	mm/inch	mm/inch	kg/lb	
696-280	-652272	280 11 1/32	90 3 9/16	0,85 1.874	✓

SERIES 697
KLAMMER-LOCKING PLIERS



The clamping locking pliers of series 697 are used for clamping, holding and gripping profile and flat material in workshops, industry and craftsmanship. The locking pliers are not only handy and can be operated with one hand, but the lever mechanism also allows very high forces to be applied. The series 697 with its special shape can also clamp asymmetrical and bulky workpieces and profiles with high webs.

BENEFITS

- Optimal suited for tensioning behind cross beams with asymmetrical materials
- The knurled screw with fine threads allows for precise adjustment of spread and clamping pressure.
- The one-handed quick-release lever with return spring and clamping protection reduces the risk of injury and accelerates the work process

TECHNICAL ATTRIBUTES

#	GTIN	mm/inch	mm/inch	mm/inch	kg/lb	
697-280	-652357	280 11 1/32	90 3 9/16	A:55 | B:85 | C:95 | D:77	0,75 1.654	✓

SERIES 698
PARALLEL CLAMP LOCKING PLIERS



The parallel clamp locking pliers of the 698 series are used for clamping and gripping round, profile and flat material in workshops, industry and the trades. The locking pliers are not only handy and can be operated with one hand; thanks to the toggle-joint mechanism, very high forces can also be applied. The 698 series, with its movable jaws with large support plates, provides excellent clamping action even with asymmetrical material.

BENEFITS

- Optimal suited for tensioning behind cross beams with asymmetrical materials
- The knurled screw with fine threads allows for precise adjustment of spread and clamping pressure.
- The one-handed quick-release lever with return spring and clamping protection reduces the risk of injury and speeds up the work process.

TECHNICAL ATTRIBUTES

#	GTIN	L mm/inch	max. mm/inch	mm/inch	kg/lb	DEUTSCHES WERKZEUG FWI
698-280	-652432	280 11 1/32	90 3 9/16	A:55 | B:85 | C:95 | D:77	0,785 1.731	✓

SERIES 699
BENCH LOCKING PLIERS



The table locking pliers of series 699 are suitable for clamping and securing workpieces on workbenches with grooves. They offer an adjustable spread of up to 85 mm and a robust construction made from high-strength special steel, with wear-resistant chrome-vanadium steel jaws. The quick adjustment mechanism allows for swift fixing. The locking pliers are not only handy and can be operated with one hand.

BENEFITS

- Quick fixing: Quick clamping mechanism enables fast clamping and releasing of workpieces
- High tension force: Adjustable spread up to 85 mm for versatile workpieces
- One-handed operation: Handy and ergonomic for comfortable one-handed use
- Versatile use: Ideal for workbenches with slot, ensures a secure hold when working

TECHNICAL ATTRIBUTES

#	GTIN	L mm/inch	max. mm/inch	kg/lb	DEUTSCHES WERKZEUG FWI
699-280	-012518	280 11 1/32	85 3 3/8	0,63 1.389	✓

SERIES 280
TOOL AND DRILL HOLDER WITH RATCHET

The tool and drill holders with ratchet of the series 280 are tool holders for threading and reaming. Due to their short design, they are particularly suitable for hard-to-reach places.



BENEFITS

- Switchable for left and right operation as well as rigid locking
- Two-jaw chuck for securely clamping square shafts
- Adjustable cross handle with notches at the ends







TECHNICAL ATTRIBUTES

#	GTIN	L mm/inch	DIN 352	DIN 206	mm/inch	kg/lb	DEUTSCHES WERKZEUG FWI
280-085	-910938	85 3 3/8	M2 - M8	2,5 - 6,5	2 - 5,5 1/16-3/16	0,175 0.386	✓
280-100	-910945	110 4 5/16	M5 - M12	4-8	4,5 - 8 3/16-5/16	0,28 0.617	✓
280-250	-910952	250 9 13/16	M1 - M10	2,5 - 6,5	2 - 5,5 1/16-3/16	0,26 0.573	✓
280-300	-910969	300 11 13/16	M5 - M12	5,5 - 10	4,5 - 8 3/16-5/16	0,415 0.915	✓

SERIES 315
TOOL HOLDER





The tool holders of series 315 are used for holding various tools for universal use in craft, industry, and workshop. Series 315 is drilled.

BENEFITS

- Suitable for a variety of tools and applications in different industries
- Ensures stable support and high concentricity

TECHNICAL ATTRIBUTES

#	GTIN	L mm/inch	mm/inch	kg/lb	
315-801	-701284	80 3 1/8	0 - 1 0 - 1/32	0,3 0.662	✓
315-802	-701369	80 3 1/8	1 - 2 1/32 - 1/16	0,6 1.323	✓

SERIES W-3132/K2
RIVET MACHINES



The W-3132 series riveter is suitable for all riveting work, especially for brake and clutch linings, etc., and even with complicated jaws featuring longitudinal and height ribs. It is a manual tool for riveting and unriveting with a long lever for energy-saving operation. The riveting is done from below, and the unriveting from above.

BENEFITS

- Simple and practical to handle
- The riveting machine can be clamped in the vise as well as attached to the wall with screws.
- The shape of the rivet inserts allows for the use of solid and hollow rivets.
- Due to the favorable leverage ratios, only a small amount of pressure is required even with full rivets.
- The rivet inserts are replaceable by loosening two knob screws.

TECHNICAL ATTRIBUTES

#	GTIN	mm/inch	kg/lb	
W-3132/K2	-555662	10 3/8	9,395 20.716	✓

SERIES 721
CLAMP WITH NON-SLIP HAND PROTECTION

The chisel holders made of PVC from the series 721 are used for protection during chisel work and similar activities in crafts, industry, and workshops. The shape and construction of the green holder protect the user and prevent hand injuries in everyday work. Ideal for oval chisels from 20x12 mm to 26x13 mm as well as 8-sided chisels 16-20 mm.



BENEFITS

- The grippy and secure shape reduces fatigue and increases safety.
- Elliptical shape prevents rolling away
- For all measuring tools from 250 mm length
- Double, enlarged protective plate guarantees maximum operational safety







TECHNICAL ATTRIBUTES

#	GTIN	L mm/inch	mm mm/inch	mm/inch	Chisel pick-up mm	DEUTSCHES WERKZEUG FWI
721-1	-344367	120 4 3/4	40 1 9/16	103 4 1/16	20x12 - 26x13, 26x7, 16 - 20	✓


BOSCH
0 275 007 020
Made in Hungary
T40 T30 T27 T25 T20 T15 T10 T9
Art.No. 2128T260
Art.No. 2128T004



SCREW & DRIVE

Whether it's for delicate work in watchmaking, for pressing together and holding multiple workpieces, or for operating hard-to-reach screw heads - KUKKO offers the perfect solution for every application.

Activities under Screw & Drive include:
- Watchmaker's screwdrivers
- European wrenches
- Impact wrenches

SCREW & DRIVE



APPLICATION

For the activity “Screw & Drive”, KUKKO offers a variety of tools. The range extends from allen keys (hexagon or Torxx) to impact wrenches and watchmaker screwdrivers. The perfect solution is found for every application.

FEATURES OF THE SERIES

SERIES 291



The ISO 2936 allen keys of series 201 are used for operating hard-to-reach screw heads. Hardness and torque comply with the ISO standard. The sales and workshop stands serve for proper storage.

SERIES 294



The Tamper TX allen keys of series 211 are used for operating hard-to-reach screw heads. Unlike hex keys, the Torx profile engages at the center, making work easier and reducing wear.

SERIES 295



The color-coded TX allen keys with ball head of series 212 make selecting the required size easier and are used for operating hard-to-reach screw heads.

SERIES 1900



The european of series 1900 is used to compress and hold several workpieces. Thanks to the adjustable wrench with double-ended jaw, both metallic and round or polygonal bodies can be easily fixed.

SERIES 250



The slotted watchmaker screwdrivers of series 250 are used for sensitive work and meet the highest requirements in crafts and watchmaking. The screwdrivers with rotatable hexagonal head and knurled fine-screw handle allow for the controlled transmission of high torques.

SERIES 133 | 406



The impact open-end wrenches (DIN 133) of series 133 are used in the fields of commercial vehicles, pipe industry, tank cleaning, petrochemical industry, steel and mining, etc. They enable effortless operation of hexagon or square screw heads or nuts.

EXAMPLES OF APPLICATION



Removing a Torx screw from an electric motor with an allen key from series 212



The allen keys from the SERIES 291 sales and workshop stand during the disassembly of a punching tool



A screwdriver from the watchmaker screwdriver set 250-600 when screwing work on a mobile phone



The european 1900-30 when tightening or loosening a nut on a machine

SERIES 250-000
SLOTTED WATCHMAKER SCREWDRIVER

The slot screwdrivers of series 250 are used for precise work meeting the highest standards in craftsmanship and watchmaking. The screwdrivers with a rotatable hexagonal head and knurled fine grip allow for the measured transfer of high torque. The screwdrivers of series 250-0 are designed for slotted profiles.

BENEFITS

- Also suitable for other areas of technology
- High-quality material and hardened execution
- Various designs enable the use with different profiles.







TECHNICAL ATTRIBUTES

#	GTIN	L mm/inch	⌀mm mm/inch	mm/inch	mm mm/inch	kg/lb	DEUTSCHES WERKZEUG FWI
250-010	-597580	80 3 1/8	5 3/16	1 1/32	0,20 1/64	0,5 1.103	✓
250-012	-529863	84 3 5/16	5 3/16	1,2 1/32	0,25 1/64	0,3 0.662	✓
250-014	-529870	84 3 5/16	5 3/16	1,4 1/32	0,25 1/64	0,3 0.662	✓
250-015	-597665	84 3 5/16	5 3/16	1,5 1/32	0,23 1/64	0,9 1.985	✓
250-020	-597740	100 3 15/16	6 1/4	2 1/16	0,40 1/64	0,2 0.441	✓
250-025	-597825	100 3 15/16	6 1/4	2,5 1/16	0,40 1/64	0,2 0.441	✓
250-030	-597900	112 4 7/16	8 5/16	3 1/8	0,50 1/64	0,3 0.662	✓
250-035	-598082	112 4 7/16	8 5/16	3,5 1/8	0,60 1/32	0,36 0.794	✓

SERIES 250-100
SCREWDRIVER FOR WATCHMAKERS WITH INTERCHANGEABLE BLADES IN THE MAGAZINE

The precision screwdrivers with interchangeable blades in the magazine of the series 250 are used for delicate work for the highest demands in craftsmanship and watchmaking. The screwdrivers with a rotating hexagonal head and knurled fine grip allow the controlled transmission of high torque. The screwdrivers of series 250-1 are suitable for various profile types thanks to their interchangeable blades.

BENEFITS

- Replacement blades allow the use with slotted and cross profiles.
- Also suitable for other areas of technology
- High-quality material and hardened execution
- Various designs allow for use with different profiles.







TECHNICAL ATTRIBUTES

#	GTIN	mm/inch	mm/inch	mm/inch	kg/lb	
250-120	-598815	115 4 1/2	8,5 5/16	1,5; 2; 2,5; 3 1/32;1/16;1/16;1/8	0,3 0.662	✓
250-130	-712099	115 4 1/2	8,5 5/16	PH0; PH00; PH000; PH0000	0,15 0.331	✓
250-140	-712174	115 4 1/2	8,5 5/16	1,5; 2,0; 2,5; 3,0; PH00	0,35 0.772	✓

SERIES 250-PH
PHILLIPS WATCHMAKER SCREWDRIVER



The Phillips watchmaker's screwdrivers of series 250 are used for sensitive work for the highest demands in craftsmanship and watchmaking. The screwdrivers with rotatable hexagonal head and fluted precision screw grip allow the controlled transmission of strong torques. The screwdrivers of series 250-PH are designed for various Phillips profiles.

BENEFITS

- Also suitable for other areas of technology
- High-quality material and hardened execution
- Various designs allow for use with different profiles





TECHNICAL ATTRIBUTES

#	GTIN	mm/inch	mm/inch			kg/lb	
250-042	-711672	84 3 5/16	5 3/16	PH0000	red	0,1 0.221	✓
250-043	-711757	100 3 15/16	6 1/4	PH000	white	0,15 0.331	✓
250-044	-711832	100 3 15/16	6 1/4	PH00	blue	0,2 0.441	✓
250-045	-711917	112 4 7/16	8 5/16	PH0	brown	0,35 0.772	✓
250-046	-925734	112 4 7/16	8 5/16	PH1	turquoise	0,1 0.221	✓

SERIES 250-500
WATCHMAKER SCREWDRIVER SETS



The clockmaker's screwdriver sets of series 250 are used for precise work with the highest demands in craftsmanship and watchmaking. The screwdrivers with a rotating hexagon head and knurled fine screw grip allow for the controlled transmission of strong torques. Depending on the needs, the set contains screwdrivers for various profile sizes and types.

BENEFITS

- Application-oriented assembly for universal use
- Also suitable for other areas of technology
- High-quality material and hardened execution
- Various designs allow for application with different profiles.





TECHNICAL ATTRIBUTES

#	GTIN	mm/inch		kg/lb	
250-500	-598730		PH000; PH00; PH0	1,265 2.789	✓
250-520	-713409	1,0; 1,5; 2,0; 3,0 1/32;1/32;1/16;1/8	PH00; PH0	0,135 0.298	✓
250-540	-701444	1,0; 1,5; 2,0; 2,5; 3,0; 3,5 1/32;1/32;1/16;1/16;1/8;1/8	-	0,125 0.276	✓
250-545	-713577	1,0; 1,5; 1,8; 2,3; 2,9 1/32;1/32;1/32;1/16;1/16	-	0,7 1.544	✓

SERIES 250-550
WATCHMAKER SCREWDRIVER SETS IN WOODEN BOX

The watchmaker screwdriver sets in the wooden box of series 250 are used for precision work for the highest demands in craftsmanship and watchmaking. The screwdrivers with a rotatable hexagon head and knurled fine screw grip allow for the precise transmission of high torque.



BENEFITS

- Application-oriented assembly for universal use
- By storing it in the wooden box, the completeness of the set can be easily overviewed.
- Also suitable for other areas of technology
- High-quality material and hardened design
- Different designs allow for use with various profiles







TECHNICAL ATTRIBUTES

#	GTIN	mm/inch	mm/ inch	mm/inch		kg/lb	
250-550	-713652	84-112 3 5/16-4 7/16	5-8 3/16 - 5/16		PH0000; PH000; PH00; PH0	0,26 0.573	✓
250-560	-599072	80-112 3 1/8-4 7/16	5-8 3/16 - 5/16	1,0, 1,5, 2,0, 2,5, 3,0, 3,5 1/32, 1/32, 1/16, 1/16, 1/8, 1/8	-	0,345 0.761	✓
250-570	-713737	80-112 3 1/8-4 7/16	5-8 3/16 - 5/16	1,0; 1,5; 2,0; 3,0 1/32;1/32;1/16;1/8	PH0; PH00	0,36 0.794	✓

SERIES 250-600
WATCHMAKER SCREWDRIVER SETS IN WOODEN STAND

The watchmaker screwdriver sets in the wooden stand of series 250 are used for precision work to meet the highest demands in craftsmanship and watchmaking. The screwdrivers with a rotating hexagonal head and knurled fine grip allow for the controlled transmission of high torque.



BENEFITS

- Application-oriented assembly for universal use
- By storing it in the wooden stand, the completeness of the set can be easily overviewed.
- Also suitable for other areas of technology
- High-quality material and hardened design
- Different designs allow for use with various profiles





TECHNICAL ATTRIBUTES

#	GTIN	mm/inch	mm/ inch	mm/inch		kg/lb	
250-600	-529894	80-112 3 1/8-4 7/16	5-8 3/16 - 5/16	1,0; 1,5; 2,0; 3,0 1/32;1/32;1/16;1/8	PH0; PH00	0,36 0.794	✓

SERIES 291
HEXAGONAL ALLEN KEY, SHORT



Short hex allen key versions made of chrome-vanadium steel from the 291-000 series enable easy and precise tightening and loosening of hex socket screws. The nickel-plated surface protects against corrosion and ensures a long service life. Hardness and torque comply with ISO standards. These short allen key versions are ideal for work in very tight spaces and allow precise engagement when space is limited.

BENEFITS

- Various designs allow use with different hex sizes
- Angled design allows work in narrow or hard-to-reach areas
- High force transmission thanks to the stable hexagonal shape
- Chamferred forehead edges

TECHNICAL ATTRIBUTES

#	GTIN	SW mm/inch	mm/inch	mm/inch	Profil	kg/lb	DEUTSCHES WERKZEUG FWI
291-015	-010071	1,5 1/32	15,5 9/16	46,5 1 13/16	Hexagon	0,015 0.033	✓
291-020	-010095	2 1/16	18 11/16	52 2 1/16	Hexagon	0,02 0.044	✓
291-025	-010101	2,5 1/16	20,5 13/16	58,5 2 5/16	Hexagon	0,06 0.132	✓
291-030	-010118	3 1/8	23 7/8	66 2 5/8	Hexagon	0,09 0.198	✓
291-040	-010125	4 3/16	29 1 1/8	74 2 15/16	Hexagon	0,019 0.042	✓
291-050	-010132	5 3/16	33 1 5/16	85 3 3/8	Hexagon	0,033 0.073	✓
291-060	-010149	6 1/4	38 1 1/2	96 3 3/4	Hexagon	0,054 0.119	✓
291-080	-010156	8 5/16	44 1 3/4	108 4 1/4	Hexagon	0,105 0.232	✓
291-100	-010170	10 3/8	50 1 15/16	122 4 13/16	Hexagon	0,148 0.326	✓
291-120	-010187	12 1/2	57 2 1/4	137 5 3/8	Hexagon	0,295 0.650	✓
291-140	-010194	14 9/16	70 2 3/4	154 6 1/16	Hexagon	0,46 1.014	✓
291-170	-010200	17 11/16	80 3 1/8	177 6 15/16	Hexagon	0,75 1.654	✓
291-190	-010217	19 3/4	89 3 1/2	199 7 13/16	Hexagon	1,1 2.426	✓

SERIES 291/9
HEXAGON ALLEN KEY SET IN PLASTIC CLIP



The 9-piece hex allen key set made of chrome-vanadium steel in a plastic clip of series 291/9 enables easy and precise tightening and loosening of hex socket screws. The nickel-plated surface protects against corrosion and ensures long service life. Hardness and torque comply with the ISO standard. The short allen keys are ideal for work in very confined spaces and allow precise positioning where space is limited.

BENEFITS

- Various designs allow use with different hex sizes
- Angled design allows work in tight or hard-to-reach areas
- High force transmission due to a stable hexagonal profile
- Practical plastic clip for neat and quick access to all screwdrivers
- Chamferred forehead edges

TECHNICAL ATTRIBUTES

#	GTIN	SW mm/inch	mm/inch	mm/inch	Profil	kg/lb	DEUTSCHES WERKZEUG FWI
291-A/9	-010224	1,5, 2, 2,5, 3, 4, 5, 6, 8, 10 1/32	15,5 - 50 9/16-1 15/16	46,5 - 122 1 13/16-4 13/16	Hexagon	0,26 0.573	✓

SERIES 292
HEX ALLEN KEY SET WITH BALL END



The hex allen keys with ball end made of chrome-vanadium steel from series 292-000 enable easy and precise tightening and loosening of hex socket screws, even at oblique angles. The nickel-plated surface protects against corrosion and ensures a long service life. Hardness and torque comply with the ISO standard. The ball-end allen keys allow screwing even with angled engagement, making access to hard-to-reach areas easier.

BENEFITS

- Various designs allow use with different hex sizes
- Angled design allows work in tight or hard-to-reach areas
- High force transmission due to a stable hexagonal shape
- Ball head for screws at hard-to-reach angles
- Chamferred forehead edges

TECHNICAL ATTRIBUTES

#	GTIN	SW mm/inch	mm/inch	mm/inch	Profil	kg/lb	
292-015	-010231	1,5 1/32	15,5 9/16	91,5 3 9/16	Hexagon	0,002 0.004	✓
292-020	-010255	2 1/16	18 11/16	102 4 1/64	Hexagon	0,004 0.009	✓
292-025	-010262	2,5 1/16	20,5 13/16	114,5 4 1/2	Hexagon	0,006 0.013	✓
292-030	-010279	3 1/8	23 7/8	129 5 1/16	Hexagon	0,009 0.020	✓
292-040	-010286	4 3/16	29 1 1/8	144 5 11/16	Hexagon	0,019 0.042	✓
292-050	-010293	5 3/16	33 1 5/16	165 6 1/2	Hexagon	0,033 0.073	✓
292-060	-010309	6 1/4	38 1 1/2	186 7 5/16	Hexagon	0,054 0.119	✓
292-080	-010316	8 5/16	44 1 3/4	208 8 3/16	Hexagon	0,105 0.232	✓
292-100	-010330	10 3/8	50 1 15/16	234 9 3/16	Hexagon	0,185 0.408	✓

SERIES 292/9
HEXAGON ALLEN KEY SET WITH BALL END IN PLASTIC HOLDER



The 9-piece hex allen key set made of chrome vanadium steel with ball end in a plastic holder of series 292/9 enables easy and precise tightening and loosening of hex socket screws, even at angled positions.
The nickel-plated surface protects against corrosion and ensures a long service life.
Hardness and torque comply with the ISO standard.
Ball-end allen keys allow working even when applied at an angle, making access to hard-to-reach areas easier.

BENEFITS

- Various designs allow use with different hex sizes
- Angled design allows work in tight or hard-to-reach areas
- High power transmission due to a stable hexagonal shape
- Practical plastic holder for organized and quick access to all screwdrivers
- Chamferred forehead edges

TECHNICAL ATTRIBUTES

#	GTIN	SW mm/inch	mm/inch	mm/inch	Profil	kg/lb	
292-A/9	-010347	1,5, 2, 2,5, 3, 4, 5, 6, 8, 10 1/16, 1/16, 1/8, 1/8, 3/16, 3/16, 1/4, 5/16, 3/8	15,5 - 50 9/16-1 15/16	91,5 - 234 3 9/16-9 3/16	Hexagon	0,38 0.838	✓

SERIES 293
HEX ALLEN KEY WITH BALL END AND COLOR CODING



The color-coded hex allen keys made of chrome-vanadium steel with a ball end, series 293-000, enable easy and precise tightening and loosening of hex socket screws, even at angled positions. The nickel-plated surface protects against corrosion and ensures a long service life. Hardness and torque comply with the ISO standard. The color coding makes it easier to find the right size. The allen keys with ball end allow working even when applied at an angle, making access to hard-to-reach areas easier.

BENEFITS

- Various designs allow use with different hex sizes
- Angled design allows work in narrow or hard-to-reach areas
- High force transmission through a stable hexagonal shape
- Ball end for screws at hard-to-reach angles
- Color coding simplifies the search for the right size

TECHNICAL ATTRIBUTES

#	GTIN	SW mm/inch	mm/inch	mm/inch	Profil	kg/lb	DEUTSCHES WERKZEUG FWI
293-015	-010354	1,5 1/32	15,5 9/16	91,5 3 9/16	Hexagon	0,002 0.004	✓
293-020	-010361	2 1/16	18 11/16	102 4 1/64	Hexagon	0,004 0.009	✓
293-025	-010378	2,5 1/16	20,5 13/16	114,5 4 1/2	Hexagon	0,006 0.013	✓
293-030	-010385	3 1/8	23 7/8	129 5 1/16	Hexagon	0,009 0.020	✓
293-040	-010392	4 3/16	29 1 1/8	144 5 11/16	Hexagon	0,019 0.042	✓
293-050	-010415	5 3/16	33 1 5/16	165 6 1/2	Hexagon	0,033 0.073	✓
293-060	-010422	6 1/4	38 1 1/2	186 7 5/16	Hexagon	0,054 0.119	✓
293-080	-010439	8 5/16	44 1 3/4	208 8 3/16	Hexagon	0,105 0.232	✓
293-100	-010446	10 3/8	50 1 15/16	234 9 3/16	Hexagon	0,185 0.408	✓

SERIES 293/9
HEXAGONAL ALLEN KEY SET WITH BALL END AND COLOR CODING IN PLASTIC HOLDER



The 9-piece, color-coded hex allen key set made of chrome vanadium steel with ball end in a plastic holder of the 293/9 series enables easy and precise tightening and loosening of hex socket screws, even at an angle. The nickel-plated surface protects against corrosion and ensures a long service life. Hardness and torque comply with ISO standards. The color coding makes it easy to find the right size. The allen keys with ball end allow fastening even when applied at an angle, facilitating access to hard-to-reach areas.

BENEFITS

- Various designs allow use with different hex sizes
- Angled design allows working in confined or hard-to-reach areas
- High force transmission thanks to a stable hexagonal profile
- Ball end for screwdriving at hard-to-reach angles
- Color coding simplifies the search for the right size

TECHNICAL ATTRIBUTES

#	GTIN	SW mm/inch	mm/inch	mm/inch	Profil	kg/lb	DEUTSCHES WERKZEUG FWI
293-A/9	-010453	1,5, 2, 2,5, 3, 4, 5, 6, 8, 10 1/16, 1/16, 1/8, 1/8, 3/16, 3/16, 1/4, 5/16, 3/8	15,5 - 50 9/16-1 15/16	91,5 - 234 3 9/16-9 3/16	Hexagon	0,38 0.838	✓

SERIES 294
HEXAGONAL ALLEN KEY, BENT



The bent hex allen keys made of chrome-vanadium steel from series 294-000 enable easy and precise tightening and loosening of internal hex screws. The nickel-plated surface protects against corrosion and ensures long service life. Hardness and torque conform to the ISO standard. The bent allen keys allow high torque transmission and access to hard-to-reach screws.

BENEFITS

- Various designs allow use with different hex sizes
- Angled design allows work in tight or hard-to-reach areas
- High force transmission thanks to a robust hexagonal profile
- Chamferred forehead edges

TECHNICAL ATTRIBUTES

#	GTIN	SW mm/inch	mm/inch	mm/inch	Profil	kg/lb	
294-015	-010460	1,5 1/32	7,5 1/4	90 3 9/16	Hexagon	0,2 0.441	✓
294-020	-010477	2 1/16	8 5/16	100 3 15/16	Hexagon	0,3 0.662	✓
294-025	-010484	2,5 1/16	10,5 3/8	112 4 7/16	Hexagon	0,4 0.882	✓
294-030	-010491	3 1/8	13 1/2	127 5	Hexagon	0,8 1.764	✓
294-040	-010507	4 3/16	15 9/16	144 5 11/16	Hexagon	0,16 0.353	✓
294-050	-010514	5 3/16	18 11/16	165 6 1/2	Hexagon	0,28 0.617	✓
294-060	-010521	6 1/4	22 7/8	185 7 5/16	Hexagon	0,46 1.014	✓
294-080	-010538	8 5/16	27 1 1/16	208 8 3/16	Hexagon	0,95 2.095	✓
294-100	-010545	10 3/8	32 1 1/4	232 9 1/8	Hexagon	0,16 0.353	✓

SERIES 294/9
HEX ALLEN KEY SET IN PLASTIC CLIP



The 9-piece hex allen key set made of chrome-vanadium steel in a plastic clip of series 294/9 enables easy and precise tightening and loosening of hex socket screws. The nickel-plated surface protects against corrosion and ensures long service life. Hardness and torque comply with the ISO standard. The bent allen keys enable high force application and access to hard-to-reach screws.

BENEFITS

- Various designs allow use with different hex sizes
- Angled design allows work in tight or hard-to-reach areas
- High force transmission thanks to the stable hexagonal profile
- Chamferred forehead edges
- Convenient plastic clip for organized, quick access to all screwdrivers

TECHNICAL ATTRIBUTES

#	GTIN	SW mm/inch	mm/inch	mm/inch	Profil	kg/lb	DEUTSCHES WERKZEUG FWI
294-A/9	-010552	1,5, 2, 2,5, 3, 4, 5, 6, 8, 10 1/16, 1/16, 1/8, 1/8, 3/16, 3/16, 1/4, 5/16, 3/8	7,5 - 32 1/4-1 1/4	90 - 232 3 9/16-9 1/8	Hexagon	0,38 0.838	✓

SERIES 295
HEXAGON ALLEN KEY WITH BALL END AND RETAINING BALL



The hex allen keys made of chrome-vanadium steel with ball end and holding ball of series 295-000 allow easy and precise tightening and loosening of hex socket screws, even at an angle. The nickel-plated surface protects against corrosion and ensures a long service life. Hardness and torque comply with the ISO standard. The holding ball and ball end provide a secure hold on the screw and flexible operation, even when engaging at an angle.

BENEFITS

- Various designs allow use with different hex sizes
- Angled design allows work in tight or hard-to-reach areas
- High force transmission due to the stable hexagonal shape
- Ball end for screws at hard-to-reach angles
- Chamferred forehead edges

TECHNICAL ATTRIBUTES

#	GTIN	SW mm/inch	mm/inch	mm/inch	Profil	kg/lb	
295-010	-010569	10 3/8	50 1 15/16	234 9 3/16	Hexagon	0,185 0.408	✓
295-030	-010583	3 1/8	23 7/8	129 5 1/16	Hexagon	0,9 1.985	✓
295-040	-010590	4 3/16	29 1 1/8	144 5 11/16	Hexagon	0,19 0.419	✓
295-050	-010606	5 3/16	33 1 5/16	165 6 1/2	Hexagon	0,33 0.728	✓
295-060	-010613	6 1/4	38 1 1/2	186 7 5/16	Hexagon	0,54 1.191	✓
295-080	-010620	8 5/16	44 1 3/4	208 8 3/16	Hexagon	0,15 0.331	✓

SERIES 295/9
HEX ALLEN KEY SET WITH BALL END AND RETAINING BALL IN PLASTIC HOLDER



The 9-piece hex allen key set made of chrome vanadium steel with ball end and retaining ball in the plastic holder of series 295/9 enables easy and precise tightening and loosening of internal hexagon screws, even at angled positions. The nickel-plated surface protects against corrosion and ensures a long service life. Hardness and torque conform to the ISO standard. The retaining ball and ball end provide a secure hold on the screw and allow flexible working even when applied at an angle.

BENEFITS

- Various designs allow use with different hex sizes
- Angled design allows work in narrow or hard-to-reach areas
- High force transmission thanks to a stable hexagonal shape
- Chamferred forehead edges
- Practical plastic holder for neat and quick access to all screwdrivers

TECHNICAL ATTRIBUTES

#	GTIN	SW mm/inch	mm/inch	mm/inch	Profil	kg/lb	DEUTSCHES WERKZEUG FWI
295-A/9	-010637	1,5, 2, 2,5, 3, 4, 5, 6, 8, 10 1/16, 1/16, 1/8, 1/8, 3/16, 3/16, 1/4, 5/16, 3/8	15,5 - 50 9/16-1 15/16	91,5 - 234 3 9/16-9 3/16	Hexagon	0,41 0.904	✓

SERIES 236
HEX SOCKET WRENCH WITH T-HANDLE



The hexagonal socket wrenches with T-handle of series 236 are used for operating screw heads in workshops, industry, and crafts. Hardness and torque comply with ISO standards. Series 236 is affordable and compact.

BENEFITS

- The handle made of impact-resistant polypropylene (PPN) allows for easy and safe working.
- Various designs allow use with different hex sizes

TECHNICAL ATTRIBUTES

#	GTIN	SW mm/inch	L mm/inch	mm/inch	mm mm/inch	Profil	kg/lb	
236-050	-000974	5 3/16	270 10 5/8	110 4 5/16	230 9 1/16	Hexagon	0,14 0.309	✓
236-055	-000981	5,5 3/16	270 10 5/8	110 4 5/16	230 9 1/16	Hexagon	0,11 0.243	✓
236-060	-000998	6 1/4	270 10 5/8	110 4 5/16	230 9 1/16	Hexagon	0,115 0.254	✓
236-070	-001063	7 1/4	270 10 5/8	110 4 5/16	230 9 1/16	Hexagon	0,15 0.331	✓
236-080	-001070	8 5/16	270 10 5/8	110 4 5/16	230 9 1/16	Hexagon	0,14 0.309	✓
236-090	-001087	9 3/8	270 10 5/8	110 4 5/16	230 9 1/16	Hexagon	0,155 0.342	✓
236-100	-001094	10 3/8	270 10 5/8	110 4 5/16	230 9 1/16	Hexagon	0,145 0.320	✓
236-110	-001100	11 7/16	270 10 5/8	110 4 5/16	230 9 1/16	Hexagon	0,19 0.419	✓
236-120	-001117	12 1/2	270 10 5/8	110 4 5/16	230 9 1/16	Hexagon	0,215 0.474	✓
236-130	-001124	13 1/2	270 10 5/8	110 4 5/16	230 9 1/16	Hexagon	0,19 0.419	✓
236-140	-000530	14 9/16	270 10 5/8	110 4 5/16	230 9 1/16	Hexagon	0,18 0.397	✓
236-150	-117399	15 9/16	270 10 5/8	110 4 5/16	230 9 1/16	Hexagon	0,19 0.419	✓
236-160	-117405	16 5/8	270 10 5/8	110 4 5/16	230 9 1/16	Hexagon	0,21 0.463	✓
236-170	-001131	17 11/16	270 10 5/8	110 4 5/16	230 9 1/16	Hexagon	0,215 0.474	✓

SERIES 297
HEX KEY WITH 1-COMPONENT T-HANDLE



The hex key with 1K T-handle of the 297-000 series offers high torque transmission and fatigue-free work thanks to its ergonomic design. The nickel-plated surface protects against corrosion and ensures a long service life. Hardness and torque comply with the ISO standard.

BENEFITS

- Various designs allow use with different hex sizes
- Ergonomic handle for comfortable, low-fatigue work
- High force transmission due to a stable hexagonal profile

TECHNICAL ATTRIBUTES

#	GTIN	SW mm/inch	L mm/inch	mm mm/inch	mm/inch	kg/lb	DEUTSCHES WERKZEUG FWI
297-020	-010644	2 1/16	125 4 15/16	100 3 15/16	70 2 3/4	0,21 0.463	✓
297-025	-010668	2,5 1/16	125 4 15/16	100 3 15/16	70 2 3/4	0,24 0.529	✓
297-030	-010675	3 1/8	125 4 15/16	100 3 15/16	70 2 3/4	0,24 0.529	✓
297-040	-010682	4 3/16	175 6 7/8	150 5 7/8	70 2 3/4	0,47 1.036	✓
297-050	-010699	5 3/16	182 7 3/16	150 5 7/8	90 3 9/16	0,6 1.323	✓
297-060	-010705	6 1/4	232 9 1/8	200 7 7/8	90 3 9/16	0,84 1.852	✓
297-080	-010712	8 5/16	232 9 1/8	200 7 7/8	90 3 9/16	0,125 0.276	✓

SERIES 297/7
HEX KEY SET WITH 1K T-HANDLE IN WORKSHOP STAND



The 7-piece allen key set with 1K T-handle in the workshop stand of the 297/7 series offers high torque transmission and fatigue-free working thanks to ergonomic handling. The nickel-plated surface protects against corrosion and ensures a long service life. Hardness and torque comply with the ISO standard.

BENEFITS

- Various designs allow use with different hex sizes
- Ergonomic handle for comfortable, low-effort work
- High force transmission thanks to a sturdy hexagonal shape
- Practical workshop stand for organized and quick access to all screwdrivers

TECHNICAL ATTRIBUTES

#	GTIN	SW mm/inch	L mm/inch	mm mm/inch	kg/lb	DEUTSCHES WERKZEUG FWI
297-A/7	-010729	2, 2,5, 3, 4, 5, 6, 8 1/16	232 9 1/8	200 7 7/8	1 2.205	✓
297-B/7	-010743				0,615 1.356	✓

SERIES 301
HEX ALLEN KEY



The hex allen key made of chrome-vanadium steel from series 301-000 enables easy and precise tightening and loosening of hex socket screws. The nickel-plated surface protects against corrosion and ensures long service life. Hardness and torque comply with the ISO standard.

BENEFITS

- Various designs allow use with different hex sizes
- Angled design allows work in narrow or hard-to-reach areas
- High force transmission through stable hexagonal shape
- Chamferred forehead edges

TECHNICAL ATTRIBUTES

#	GTIN	SW mm/inch	mm/inch	mm/inch	Profil	kg/lb	
301-159	-774935	1,59 1/16	16 5/8	47 1 7/8	Hexagon	0,1 0.221	✓
301-198	-774942	1,98 5/64	18 11/16	52 2 1/16	Hexagon	0,2 0.441	✓
301-238	-774959	2,38 3/32	20 13/16	58 2 5/16	Hexagon	0,4 0.882	✓
301-318	-774966	3,18 1/8	23 7/8	66 2 5/8	Hexagon	0,5 1.103	✓
301-397	-774973	3,97 5/32	29 1 1/8	74 2 15/16	Hexagon	0,1 0.221	✓
301-476	-774980	4,76 3/16	33 1 5/16	85 3 3/8	Hexagon	0,18 0.397	✓
301-635	-774997	6,35 1/4	38 1 1/2	96 3 3/4	Hexagon	0,3 0.662	✓
301-794	-775000	7,94 5/16	44 1 3/4	108 4 1/4	Hexagon	0,59 1.301	✓
301-953	-775017	9,53 3/8	50 1 15/16	122 4 13/16	Hexagon	0,13 0.287	✓

SERIES 301/9
HEXAGONAL ALLEN KEY SET IN PLASTIC CLIP



The 9-piece hex allen key set made of chrome vanadium steel in the plastic clip of the 301/9 series allows easy and precise tightening and loosening of hex socket screws. The nickel-plated surface protects against corrosion and ensures long service life. Hardness and torque comply with the ISO standard.

BENEFITS

- Various designs allow use with different hex sizes
- Angled design allows working in tight or hard-to-reach areas
- High force transmission thanks to a stable hexagonal shape
- Chamferred forehead edges
- Practical plastic clip for organized, quick access to all screwdrivers

TECHNICAL ATTRIBUTES

#	GTIN	SW mm/inch	mm/inch	mm/inch	Profil	kg/lb	
301-A/9	-775024	1,59, 1,98, 2,38, 3,18, 3,97, 4,76, 6,35, 7,94, 9,53 1/16, 5/64, 3/32, 1/8, 5/32, 3/16, 1/4, 5/16, 3/8	16 - 50 5/8-1 15/16	47 - 122 1 7/8-4 13/16	Hexagon	0,266 0.587	✓

SERIES 302
HEXAGONAL ALLEN KEY, EXTRA LONG



The extra-long hex allen keys made of chrome-vanadium steel of the 302-000 series enable easy and precise tightening and loosening of internal hex screws. The nickel-plated surface protects against corrosion and ensures a long service life. Hardness and torque comply with the ISO standard. The extra-long allen keys allow access to recessed screws and provide more torque thanks to the longer lever.

BENEFITS

- Various designs allow use with different hex sizes
- Angled design allows work in tight or hard-to-reach areas
- High force transmission through a stable hexagonal profile
- Extra-long screwdrivers can even reach recessed screws
- Chamferred forehead edges

TECHNICAL ATTRIBUTES

#	GTIN	SW mm/inch	mm/inch	mm/inch	Profil	kg/lb	
302-127	-775031	1,27 0,05	13 1/2	81 3 3/16	Hexagon	0,1 0.221	✓
302-159	-775048	1,59 1/16	16 5/8	92 3 5/8	Hexagon	0,2 0.441	✓
302-198	-775055	1,98 5/64	18 11/16	102 4 1/64	Hexagon	0,4 0.882	✓
302-238	-775062	2,38 3/32	20 13/16	114 4 1/2	Hexagon	0,6 1.323	✓
302-277	-775079	2,77 7/64	23 7/8	129 5 1/16	Hexagon	0,9 1.985	✓
302-318	-775086	3,18 1/8	23 7/8	129 5 1/16	Hexagon	0,9 1.985	✓
302-357	-775093	3,57 9/64	26 1 1/32	140 5 1/2	Hexagon	0,14 0.309	✓
302-397	-775109	3,97 5/32	29 1 1/8	144 5 11/16	Hexagon	0,19 0.419	✓
302-476	-775116	4,76 3/16	33 1 5/16	165 6 1/2	Hexagon	0,32 0.706	✓
302-556	-775123	5,56 7/32	36 1 7/16	176 6 15/16	Hexagon	0,45 0.992	✓
302-635	-775130	6,35 1/4	38 1 1/2	186 7 5/16	Hexagon	0,56 1.235	✓
302-794	-775147	7,94 5/16	44 1 3/4	208 8 3/16	Hexagon	0,15 0.331	✓
302-953	-775154	9,53 3/8	50 1 15/16	234 9 3/16	Hexagon	0,183 0.404	✓

SERIES 302/13
HEXAGONAL ALLEN KEY SET IN PLASTIC CLIP



The 13-piece hex allen key set made of chrome vanadium steel in a plastic clip from the 302/13 series enables easy and precise tightening and loosening of hex socket screws. The nickel-plated surface protects against corrosion and ensures a long service life. Hardness and torque comply with the ISO standard. The extra-long allen keys allow access to deep-seated screws and provide more torque thanks to the longer lever.

BENEFITS

- Various designs allow use with different hex sizes
- Angled design allows work in confined or hard-to-reach areas
- High force transmission thanks to the stable hexagonal shape
- Extra-long screwdrivers also reach recessed screws
- Practical plastic clip for neat and quick access to all screwdrivers

TECHNICAL ATTRIBUTES

#	GTIN	SW mm/inch	mm/inch	mm/inch	Profil	kg/lb	DEUTSCHES WERKZEUG FWI
302-A/13	-775161	1,27, 1,59, 1,98, 2,38, 2,77, 3,18, 3,57, 3,97, 4,76, 5,56, 6,35, 7,94, 9,53 0,05, 1/16, 5/64, 3/32, 7/64, 1/8, 9/64, 5/32, 3/16, 7/32, 1/4, 5/16, 3/8	13 - 50 1/2-1 15/16	81 - 234 3 3/16-9 3/16	Hexagon	0,37 0.816	✓

SERIES 303
HEXAGONAL ALLEN KEY WITH COLOR CODING, EXTRA LONG



The extra-long, color-coded hex allen keys made of chrome vanadium steel of the 303-000 series enable easy and precise tightening and loosening of hex socket screws. The nickel-plated surface protects against corrosion and ensures a long service life. Hardness and torque comply with the ISO standard. The extra-long allen keys allow access to deep-set screws and provide more torque thanks to the longer lever. The color coding makes it easier to find the right size.

BENEFITS

- Various designs allow use with different hex sizes
- Angled design allows work in tight or hard-to-reach areas
- High force transmission through a sturdy hexagonal profile
- Color coding simplifies the search for the right size
- Extra-long screwdrivers also reach recessed screws

TECHNICAL ATTRIBUTES

#	GTIN	SW mm/inch	mm/inch	mm/inch	Profil	kg/lb	
303-127	-775178	1,27 0,05	13 1/2	81 3 3/16	Hexagon	0,1 0.221	✓
303-159	-775185	1,59 1/16	16 5/8	92 3 5/8	Hexagon	0,2 0.441	✓
303-198	-775192	1,98 5/64	18 11/16	102 4 1/64	Hexagon	0,4 0.882	✓
303-238	-775208	2,38 3/32	20 13/16	114 4 1/2	Hexagon	0,6 1.323	✓
303-277	-775215	2,77 7/64	23 7/8	129 5 1/16	Hexagon	0,9 1.985	✓
303-318	-775222	3,18 1/8	23 7/8	129 5 1/16	Hexagon	0,9 1.985	✓
303-357	-775239	3,57 9/64	26 1 1/32	140 5 1/2	Hexagon	0,14 0.309	✓
303-397	-775246	3,97 5/32	29 1 1/8	144 5 11/16	Hexagon	0,19 0.419	✓
303-476	-775253	4,76 3/16	33 1 5/16	165 6 1/2	Hexagon	0,32 0.706	✓
303-556	-775260	5,56 7/32	36 1 7/16	176 6 15/16	Hexagon	0,45 0.992	✓
303-635	-775277	6,35 1/4	38 1 1/2	186 7 5/16	Hexagon	0,56 1.235	✓
303-794	-775284	7,94 5/16	44 1 3/4	208 8 3/16	Hexagon	0,15 0.331	✓
303-953	-775291	9,53 3/8	50 1 15/16	234 9 3/16	Hexagon	0,183 0.404	✓

SERIES 401-TX
TX ALLEN KEY, SHORT



The short TX allen keys made of chrome-vanadium steel with ball end of the 401-TX series enable easy and precise tightening and loosening of screws with TX profile. The nickel-plated surface protects against corrosion and ensures a long service life. Hardness and torque comply with the ISO standard. Unlike with hex keys, the Torx profile engages centrally, making work easier and reducing wear. The short TX allen keys are ideal for work in very tight spaces and allow precise placement in confined spaces.

BENEFITS

- Various sizes for Application with different TX profiles
- The wavy profile results in a large contact area between the tool and the screw

TECHNICAL ATTRIBUTES

#	GTIN	SW mm/inch	mm/inch	mm/inch	Profil	kg/lb	
401-TX09	-774645	TX9	19 3/4	67 2 5/8	TORX®	0,5 1.103	✓
401-TX10	-774652	TX10	20 13/16	76 2 1	TORX®	0,5 1.103	✓
401-TX15	-774669	TX15	20,5 13/16	86,5 3 3/8	TORX®	0,7 1.544	✓
401-TX20	-774676	TX20	22 7/8	98 3 7/8	TORX®	0,11 0.243	✓
401-TX25	-774683	TX25	22,5 7/8	100,5 3 15/16	TORX®	0,14 0.309	✓
401-TX27	-774690	TX27	25,5 1	111,5 4 3/8	TORX®	0,23 0.507	✓
401-TX30	-774706	TX30	30 1 3/16	125 4 15/16	TORX®	0,3 0.662	✓
401-TX40	-774713	TX40	33 1 5/16	139 5 1/2	TORX®	0,47 1.036	✓

SERIES 401/8
TX ALLEN KEY SET IN PLASTIC CLIP



The 8-piece TX allen key set from series 401/8, made of chrome vanadium steel and supplied in a plastic clip, enables easy and precise tightening and loosening of screws with TX profile. The nickel-plated surface protects against corrosion and ensures a long service life. Hardness and torque are in accordance with the ISO standard. Unlike hex keys, the Torx profile engages centrally, making work easier and reducing wear. The short TX allen keys are ideal for work in very tight spaces and allow precise positioning in confined areas.

BENEFITS

- Various sizes for Application with different TX profiles
- The wavy profile creates a large contact area between the tool and the screw
- Practical plastic clip for organized, quick access to all screwdrivers

TECHNICAL ATTRIBUTES

#	GTIN	SW mm/inch	mm/inch	mm/inch	Profil	kg/lb	DEUTSCHES WERKZEUG FWI
401-A/8	-774638	TX9, TX10, TX15, TX20, TX25, TX27, TX30, TX40	19 - 33 3/4-1 5/16	67 - 139 2 5/8-5 1/2	TORX®	0,26 0.573	✓

SERIES 402-TX
TX-ALLEN KEY, EXTRA LONG



The extra-long TX allen keys made of chrome-vanadium steel of the 402-TX series enable easy and precise tightening and loosening of screws with a TX profile. The nickel-plated surface protects against corrosion and ensures a long service life. Hardness and torque comply with the ISO standard. Unlike hex keys, the Torx profile engages centrally, making work easier and reducing wear. The extra-long TX allen keys make it possible to reach deeply recessed screws and, thanks to the longer lever, provide more torque.

BENEFITS

- Various sizes for Application with different TX profiles
- The wavy profile results in a large contact area between the tool and the screw
- Extra-long screwdrivers reach even deeply recessed screws

TECHNICAL ATTRIBUTES

#	GTIN	SW mm/inch	mm/inch	mm/inch	Profil	kg/lb	
402-TX10	-774737	TX10	23 7/8	121 4 3/4	TORX®	0,6 1.323	✓
402-TX15	-774744	TX15	27 1 1/16	136 5 3/8	TORX®	0,9 1.985	✓
402-TX20	-774751	TX20	29 1 1/8	148 5 13/16	TORX®	0,12 0.265	✓
402-TX25	-774768	TX25	33 1 5/16	163 6 7/16	TORX®	0,17 0.375	✓
402-TX27	-774775	TX27	36 1 7/16	170 6 11/16	TORX®	0,24 0.529	✓
402-TX30	-774782	TX30	38 1 1/2	178 7 1/64	TORX®	0,4 0.882	✓
402-TX40	-774805	TX40	43 1 11/16	188 7 3/8	TORX®	0,59 1.301	✓
402-TX45	-774812	TX45	46 1 13/16	195 7 11/16	TORX®	0,93 2.051	✓
402-TX50	-774829	TX50	50 1 15/16	200 7 7/8	TORX®	0,13 0.287	✓

SERIES 403-TR
ALLEN KEY FOR TAMPER-RESISTANT TORX



The extra-long allen keys for Tamper-Torx made of chrome-vanadium steel of the 403-TR series enable the safe loosening of security Torx screws with a central pin. The extra-long allen keys allow reaching deeply recessed screws and, thanks to the longer lever, provide more torque.

BENEFITS

- Various sizes for Application with different TX profiles
- Angled design allows working in tight or hard-to-reach spaces
- TX profile for high torque transmission and secure connection

TECHNICAL ATTRIBUTES

#	GTIN	SW mm/inch	mm/inch	mm/inch	Profil	kg/lb	
403-TR10	-774843	TR10	23 7/8	121 4 3/4	TR TORX®	0,6 1.323	✓
403-TR15	-774850	TR15	27 1 1/16	136 5 3/8	TR TORX®	0,9 1.985	✓
403-TR20	-774867	TR20	29 1 1/8	148 5 13/16	TR TORX®	0,12 0.265	✓
403-TR25	-774874	TR25	33 1 5/16	163 6 7/16	TR TORX®	0,17 0.375	✓
403-TR27	-774881	TR27	36 1 7/16	170 6 11/16	TR TORX®	0,24 0.529	✓
403-TR30	-774898	TR30	38 1 1/2	178 7 1/64	TR TORX®	0,4 0.882	✓
403-TR40	-774904	TR40	43 1 11/16	188 7 3/8	TR TORX®	0,59 1.301	✓
403-TR45	-774911	TR45	46 1 13/16	195 7 11/16	TR TORX®	0,93 2.051	✓
403-TR50	-774928	TR50	50 1 15/16	200 7 7/8	TR TORX®	0,13 0.287	✓

SERIES 1900
EUROPEAN



The European of the series 1900 is used for compressing and holding multiple workpieces in crafts, industry, and workshop. With the adjustable wrench featuring a double-sided jaw, both metallic and round or polygonal bodies can be easily fixed. It is an advancement of the “Frenchman” and “Englishman.” Beyond its holding capability, it can also be utilized for clamping, fixing, turning screws, or loosening.

BENEFITS

- No uncontrolled adjustment due to locking mechanism
- Single-sided diamond mouth for improved application possibilities
- Removable grippy soft plastic caps particularly protect metallic objects.
- Locked-Unlocked-System prevents slipping



TECHNICAL ATTRIBUTES

#	GTIN	mm/inch	mm/inch	mm/inch	kg/lb	
1900-30	-000355	150 5 7/8	30 1 3/16	14 9/16	0,455 1.003	✓
1900-50	-000362	175 6 7/8	50 1 15/16	15 9/16	0,48 1.058	✓
1900-75	-000416	260 10 1/4	88 3 7/16	20 13/16	1,74 3.837	✓

SERIES 133
IMPACT WRENCH (DIN 133)



The impact wrenches (DIN 133) of series 133 are used in application areas such as commercial vehicles, pipe industry, tank cleaning, petrochemical industry, steel and mining, etc. They can easily operate hexagon or square screw heads or nuts. The series 133 is characterized by its variety of designs. Numerous sizes allow use with different screw sizes.

BENEFITS

- Up to a length of 525 mm made of forged carbon steel
- Until key width 120
- Various designs enable use with different square and hex sizes

TECHNICAL ATTRIBUTES

#	GTIN	L mm/inch	SW mm/inch	kg/lb	DEUTSCHES WERKZEUG FWI
133-24	-865213	160 6 5/16	24 15/16	0,35 0.772	✓
133-27	-854804	180 7 1/16	27 1 1/16	0,411 0.906	-
133-30	-854989	190 7 1/2	30 1 3/16	0,55 1.213	-
133-32	-855061	195 7 11/16	32 1 1/4	0,6333 1.396	-
133-34	-904394	195 7 11/16	34 1 5/16	0,76 1.676	✓
133-36	-855146	210 8 1/4	36 1 7/16	0,625 1.378	-
133-41	-855221	225 8 7/8	41 1 5/8	1,125 2.481	-
133-46	-855306	255 10 1/32	46 1 13/16	1,45 3.197	-
133-50	-855481	280 11 1/32	50 1 15/16	1,8 3.969	-
133-55	-855559	310 12 3/16	55 2 3/16	2,425 5.347	-
133-60	-855634	320 12 5/8	60 2 3/8	2,6 5.733	-
133-65	-855719	350 13 3/4	65 2 9/16	3,32 7.321	-
133-70	-855894	370 14 9/16	70 2 3/4	4,6667 10.290	-
133-75	-855979	400 15 3/4	75 2 15/16	6,25 13.781	-
133-80	-856051	405 15 15/16	80 3 1/8	5 11.025	-
133-85	-856136	405 15 15/16	85 3 3/8	6,16 13.583	-
133-90	-856211	455 17 15/16	90 3 9/16	8,26 18.213	-
133-95	-856396	455 17 15/16	95 3 3/4	8,19 18.059	✓
133-100	-856471	500 19 11/16	100 3 15/16	11,185 24.663	-

PRODUKTDETAILS

#	GTIN	mm/inch	mm/inch	kg/lb	
133-105	-865176	500 19 11/16	105 4 1/8	11,335 24.994	-
133-110	-865183	500 19 11/16	110 4 5/16	15,64 34.486	-
133-115	-865190	525 20 11/16	115 4 1/2	15,45 34.067	✓
133-120	-865206	525 20 11/16	120 4 3/4	17,54 38.676	✓

SERIES 406
IMPACT RING (DIN 7444)



The impact rings (DIN 7444) of series 406 are used in applications such as commercial vehicles, pipe industry, tank cleaning, petrochemical industry, steel and mining, etc. They do not slip off as easily as open-end wrenches and allow for a greater force transmission; however, an open access to the screw is required. The series 406 stands out for its variety of designs. Numerous sizes enable use with different screw sizes.

BENEFITS

- Up to a length of 480 mm made of forged carbon steel
- Until key width 120
- Various designs allow for use with different square and hexagonal sizes.

TECHNICAL ATTRIBUTES

#	GTIN	L mm/inch	SW mm/inch	kg/lb	DEUTSCHES WERKZEUG FWI
406-24	-856549	160 6 5/16	24 15/16	0,23 0.507	✓
406-27	-856624	180 7 1/16	27 1 1/16	0,3333 0.735	-
406-30	-856709	190 7 1/2	30 1 3/16	0,395 0.871	-
406-32	-856884	195 7 11/16	32 1 1/4	0,45 0.992	-
406-34	-904431	195 7 11/16	34 1 5/16	0,44 0.970	-
406-36	-856969	205 8 1/16	36 1 7/16	0,585 1.290	✓
406-38	-865961	205 8 1/16	38 1 1/2	0,715 1.577	-
406-41	-857041	225 8 7/8	41 1 5/8	0,795 1.753	-
406-46	-857126	240 9 7/16	46 1 13/16	1,75 3.859	✓
406-50	-857201	250 9 13/16	50 1 15/16	1,2143 2.678	-
406-55	-857386	270 10 5/8	55 2 3/16	1,5833 3.491	-
406-60	-857461	270 10 5/8	60 2 3/8	1,9 4.190	-
406-65	-857539	290 11 7/16	65 2 9/16	1,83 4.035	-
406-70	-857614	320 12 5/8	70 2 3/4	3 6.615	-
406-75	-857799	325 12 13/16	75 2 15/16	3,8333 8.452	-
406-80	-857874	345 13 9/16	80 3 1/8	3,75 8.269	-
406-85	-857959	360 14 3/16	85 3 3/8	3 6.615	-
406-90	-858031	400 15 3/4	90 3 9/16	4,78 10.540	-
406-95	-858116	400 15 3/4	95 3 3/4	5,115 11.279	-
406-100	-858291	400 15 3/4	100 3 15/16	6,58 14.509	-
406-105	-858376	435 17 1/8	105 4 1/8	6,595 14.542	-

PRODUKTDETAILS

#	GTIN	mm/inch	mm/inch	kg/lb	
406-110	-858451	435 17 1/8	110 4 5/16	8,985 19.812	-
406-115	-858529	435 17 1/8	115 4 1/2	7,655 16.879	-
406-120	-858604	480 18 7/8	120 4 3/4	11,4 25.137	-

SERIES W-8800 UNLOCKING KEY

The emergency unlocking keys of the W-8800 series are used for unlocking elevator doors, lifts, or other doors. Ideally suited for elevator doors of almost all makes.



TECHNICAL ATTRIBUTES

#	GTIN	mm/inch			kg	
W-880010	-061424		-	9,6 x 8,7	0,50	✓
W-880020	-061431	4 3/16	-	-	1,15	✓
W-880030	-061448	4 3/16	-	-	0,20	✓
W-880040	-061455		-	9,6 x 8,7	0,55	✓
W-880050	-061462	12 1/2	-	-	0,12	✓
W-880060	-061479	8 5/16	M6 x 1.0	-	0,30	✓
W-880080	-061509	8 5/16	M6 x 1.0	-	0,30	✓
W-880090	-061516	14 9/16	-	-	0,13	✓

SERIES 76
HOOK SPANNER



The Hook spanners with cold protection grip of the 76 series are used for loosening or tightening Lock nuts. These nuts often have recesses or notches that were developed specifically for the use of Hook spanners. The Hook spanners engage in these recesses and thus enable a rotary movement. The Hook spanners from KUKKO contain a marking with a clear assignment indicating which spanner is compatible with which nuts. Suitable for N-, AN-, KMK-, KMFE- and KMT nuts as well as for all nuts according to DIN 1804.

BENEFITS

- Optimal fit prevents damage to lock nut and shaft
- Dirt-resistant plastic handle guarantees perfect grip
- The hole in the handle is suitable for hanging the tool.
- High torque transmission





TECHNICAL ATTRIBUTES

#	GTIN	mm/inch	mm/inch	mm/inch	mm/inch	mm/inch	kg	
76-1 New	-997570	110 4 5/16	100 3 15/16	12-14 1/2-9/16	1,5 1/16	1,2 1/16	1,00	✓
76-2 New	-784934	110 4 5/16	100 3 15/16	16-20 5/8-13/16	2 1/16	1,5 1/16	1,00	✓
76-3 New	-785016	136 5 3/8	120 4 3/4	25-28 1-1 1/8	2,5 1/8	2 1/16	1,00	✓
76-4 New	-785191	136 5 3/8	120 4 3/4	30-32 1 3/16-1 1/4	2,5 1/8	2 1/16	1,00	✓
76-5 New	-182310	170 6 11/16	150 5 7/8	38-45 1 1/2-1 3/4	3 1/8	2,5 1/8	1,00	✓
76-6 New	-182327	206 8 1/8	180 7 1/16	40-42 2 1/16-2 3/16	3 1/8	2,5 1/8	1,00	✓
76-7 New	-182334	206 9 7/16	180 8 1/4	45-50 2 5/16-2 7/16	3,5 3/16	3 1/8	1,00	✓
76-8 New	-182358	206 9 7/16	180 8 1/4	52-55 2 11/16-2 15/16	3,5 3/16	3 1/8	1,00	✓
76-9 New	-182365	240 11 1/32	210 9 7/16	58-62 3 1/8-3 9/16	4 3/16	3,5 3/16	1,00	✓
76-10 New	-997792	240 11 1/32	210 9 7/16	68-75 3 5/8	4 3/16	3,5 3/16	1,00	✓
76-11 New	-998546	280 11 1/32	240 9 7/16	80-90 3 3/4-3 15/16	5 3/16	4 3/16	1,00	✓
76-12 New	-024061	280 11 1/32	240 9 7/16	95-100 3 3/4-3 15/16	5 3/16	4 3/16	1,00	✓
76-13 New	-999185	290 11 7/16	240 9 7/16	98-105 4 1/8	5 3/16	4 3/16	1,00	✓
76-14 New	-999390	335 13 3/16	280 11 1/32	110-115 4 5/16-4 1/2	5 3/16	4 3/16	1,00	✓

PRODUKTDETAILS

#	GTIN	mm/inch	mm/inch	mm/inch	mm/inch	mm/inch	kg	
76-15 New	-104169	335 13 3/16	280 11 1/32	120-130 4 3/4-5 1/8	5 3/16	4 3/16	1,00	✓
76-16 New	-104176	385 15 3/16	320 12 5/8	135-145 5 5/16-5 11/16	6 1/4	5 3/16	1,00	✓
76-17 New	-104183	165 6 1/2	145 5 11/16	20-35 13/16-1 3/8	2,5 1/8	2 1/16	1,00	✓
76-18 New	-104190	210 8 1/4	180 7 1/16	35-60 1 3/8-2 3/8	3,5 1/8	3 1/8	1,00	✓
76-19 New	-104206	280 11 1/32	240 9 7/16	60-90 2 3/8-3 9/16	5 3/16	4 3/16	1,00	✓





SIGNING & MARKING

Whether for marking workpieces, labeling boxes or parking spaces, engraving multiple digits, or sealing - KUKKO offers the perfect solution for every application.

Activities related to Signing & Marking include:

- Number punches
- Letter punches
- Stencils
- Type holder sets
- Hand punch stamps
- Wheel punch stamps
- Sealing tools



KUKKO // *Pull forward*

SIGNING & MARKING

APPLICATION

For the activity „Signing & Marking“, KUKKO offers a variety of tools. The range includes letter punches, number punches, hand punch stamps, and marking stencils. For every application, the perfect solution can be found.

THE RANGE AT A GLANCE

Letter punches SERIES 329 | 331



The 27-piece letter punch set is used for easy marking of workpieces. The set contains a standardized typeface according to DIN 1451 and a hardness at the engraving of between 58 and 61 HRC.

Number punches SERIES 328 | 330



The 9-piece standard number punch set is used for easy marking of workpieces. The set contains a standardized typeface according to DIN 1451 and a hardness at the engraving of between 58 and 61 HRC.

Hand punch stamps SERIES 300



The hand punch stamps of the 300 series are used for easy marking of workpieces. Each hand punch stamp is individually manufactured according to your requirements.

Seal tools SERIES 334



The side cutter seal pliers of series 334 are used for cutting sealing wire and sealing with only one tool in craft, industry, and workshop.

Marking stencils SERIES 327



The professional marking stencil set, letters with plug mechanism of series 327, is used for marking shipping boxes, wooden crates, parking lots, etc., using marking paint and a marking roller.

SETS

The sets of letter punches and stamps consist of many small individual parts that must be safely stored. For ideal storage and the best possible overview, the marking tools are available in practical plastic boxes, displays, or cases.





331-012



330-331

APPLICATION EXAMPLES



Marking stencils of series 327 in use



Marking a punching tool with number punches of series 328



Marking with the punch stamp set 330-331-C

SERIES 328
9-PIECE STANDARD PUNCH SET DIN 1451



The 9-piece standard number punch set of the 328 series is used for easy marking of almost all materials such as steel, iron, brass, wood, hard rubber, leather, plastic, etc., with a strength of up to 900 N/mm² (27 HRC) in crafts, industry and workshops. The set features a standardized typeface in accordance with DIN 1451 and a hardness at the engraving between 58 and 61 HRC. The number punch set includes the digits 0 to 9. The digit 6 is designed so that when turned over it can also be used as a 9.

BENEFITS

- Special durability through production in the cold forming process, where the fiber structure of the material is not interrupted.
- To get a better overview, packed in our tried and tested, shatterproof plastic container.
- A side-ground visible edge enables precise operation.
- Dimensions of the different sizes can be found on the product label
- Each stamp is labeled with: visible engraving, font height, "Made in Germany" and the "Wear safety glasses" logo





TECHNICAL ATTRIBUTES

#	GTIN	L mm/inch	Hardness HRC	mm/inch	mm/inch	kg/lb	DEUTSCHES WERKZEUG FWI
328-101	-266141	65 2 9/16	58 - 61	6 1/4	1 1/32	0,17 0.375	✓
328-1015	-926274	65 2 9/16	58 - 61	6 1/4	1,5 1/16	0,17 0.375	✓
328-102	-688257	65 2 9/16	58 - 61	6 1/4	2 1/16	0,17 0.375	✓
328-1025	-919320	65 2 9/16	58 - 61	6 1/4	2,5 1/8	0,17 0.375	✓
328-103	-688332	65 2 9/16	58 - 61	6 1/4	3 1/8	0,17 0.375	✓
328-104	-688417	65 2 9/16	58 - 61	7 1/4	4 3/16	0,245 0.540	✓
328-105	-688585	65 2 9/16	58 - 61	8 5/16	5 3/16	0,295 0.650	✓
328-106	-692520	70 2 3/4	58 - 61	9 3/8	6 1/4	0,41 0.904	✓
328-107	-804565	75 2 15/16	58 - 61	10 3/8	7 1/4	0,535 1.180	✓
328-108	-688660	75 2 15/16	58 - 61	11 7/16	8 5/16	0,64 1.411	✓

PRODUKTDETAILS

#	GTIN	L mm/inch	Hardness HRC	mm/inch	A mm/inch	kg/lb	
328-110	-688745	80 3 1/8	58 - 61	12 1/2	10 3/8	0,835 1.841	✓
328-112	-688820	80 3 1/8	58 - 61	14 9/16	12 1/2	1,135 2.503	✓
328-115	-010072	90 3 9/16	58 - 61	16 5/8	15 9/16	1,6 3.528	✓
328-120	-010096	100 3 15/16	58 - 61	20 13/16	20 13/16	2,755 6.075	✓

SERIES 330-000
NICKEL-PLATED 9-PIECE LETTER PUNCH SETS DIN 1451 WITH EXTRA HEAVY QUALITY

The bright nickel-plated 9-piece number punch set in extra-heavy quality from the 330 series is used for easy marking of almost all materials such as steel, iron, brass, wood, hard rubber, leather, plastic, etc., with a strength of up to 1300 N/mm² (42 HRC). The set features a standardized typeface in accordance with DIN 1451 and a hardness between 58 and 61 HRC. The number punch set includes the digits 0 to 9. The digit 6 is designed so that it can also be used as a 9 by turning it over.



BENEFITS

- Special durability through production using the cold forming process, where the fiber orientation of the material remains uninterrupted.
- Packed in our proven, shatterproof plastic container for overview.
- A side-ground viewing edge enables precise operation.
- The larger shaft provides a better grip.
- Dimensions of the various sizes are located on the product label





TECHNICAL ATTRIBUTES

#	GTIN	L mm/inch	Hardness HRC	mm/inch	A mm/inch	kg/lb	DEUTSCHES WERKZEUG FWI
330-001	-224868	65 2 9/16	58 - 61	6 1/4	1 1/32	0,245 0.540	✓
330-0015	-031718	65 2 9/16	58 - 61	6 1/4	1,5 1/16	0,245 0.540	✓
330-002	-626617	70 2 3/4	58 - 61	7 1/4	2 1/16	0,24 0.529	✓
330-0025	-224875	70 2 3/4	58 - 61	7 1/4	2,5 1/8	0,245 0.540	✓
330-003	-626792	70 2 3/4	58 - 61	7 1/4	3 1/8	0,26 0.573	✓
330-004	-626877	70 2 3/4	58 - 61	8 5/16	4 3/16	0,3 0.662	✓
330-005	-626952	70 2 3/4	58 - 61	9 3/8	5 3/16	0,42 0.926	✓
330-006	-627034	75 2 15/16	58 - 61	10 3/8	6 1/4	0,54 1.191	✓
330-007	-799106	75 2 15/16	58 - 61	10 3/8	7 1/4	0,54 1.191	✓

PRODUKTDETAILS

#	GTIN	mm/inch	HRC	mm/inch	mm/inch	kg/lb	
330-008	-627119	80 3 1/8	58 - 61	12 1/2	8 5/16	0,84 1.852	✓
330-010	-627294	80 3 1/8	58 - 61	14 9/16	10 3/8	1,1135 2.455	✓
330-012	-627379	90 3 9/16	58 - 61	16 5/8	12 1/2	1,665 3.671	✓
330-015	-627454	90 3 9/16	58 - 61	16 5/8	15 9/16	1,645 3.627	✓
330-020	-627522	100 3 15/16	58 - 61	20 13/16	20 13/16	2,745 6.053	✓

SERIES 330-500
9-PIECE LETTER PUNCH SET DIN 1451 WITH EXTRA HEAVY QUALITY

The 9-piece number punch set in extra-heavy quality from the 330 series is used for easy marking of almost all materials such as steel, iron, brass, wood, hard rubber, leather, plastic, etc., with a strength of up to 1300 N/mm² (42 HRC). The set features a standardized typeface in accordance with DIN 1451 and a hardness at the engraving between 58 and 61 HRC. The number punch set includes the digits 0 to 9. The digit 6 is designed so that it can also be used as 9 by turning it over.



BENEFITS

- Special durability through production using the cold forming process, where the fiber orientation of the material remains uninterrupted.
- Packed in our proven, shatterproof plastic container for overview.
- A side-ground viewing edge enables precise operation.
- The larger shaft ensures a better grip.
- Dimensions of the various sizes can be found on the product label



TECHNICAL ATTRIBUTES

#	GTIN	mm/inch	HRC	mm/inch	mm/inch	kg/lb	
330-501	-158200	70 2 3/4	58 - 61	7 1/4	1 1/32	0,245 0.540	✓
330-5015	-158217	70 2 3/4	58 - 61	7 1/4	1,5 1/16	0,245 0.540	✓
330-502	-928315	70 2 3/4	58 - 61	7 1/4	2 1/16	0,245 0.540	✓
330-5025	-224899	75 2 15/16	58 - 61	8 5/16	2,5 1/8	0,295 0.650	✓
330-503	-224905	75 2 15/16	58 - 61	8 5/16	3 1/8	0,3 0.662	✓
330-504	-928346	75 2 15/16	58 - 61	9 3/8	4 3/16	0,41 0.904	✓
330-505	-928353	75 2 15/16	58 - 61	10 3/8	5 3/16	0,535 1.180	✓
330-506	-928360	80 3 1/8	58 - 61	12 1/2	6 1/4	0,835 1.841	✓
330-508	-011314	80 3 1/8	58 - 61	14 9/16	8 5/16	1,13 2.492	✓

PRODUKTDETAILS

#	GTIN	mm/inch	HRC	mm/inch	mm/inch	kg/lb	
		L	Hardness		A		
330-510	-928384	90 3 9/16	58 - 61	16 5/8	10 3/8	1,5 3.308	✓
330-512	-928391	95 3 3/4	58 - 61	18 11/16	12 1/2	2,2 4.851	✓
330-515	-928407	95 3 3/4	58 - 61	18 11/16	15 9/16	2,195 4.840	✓
330-520	-928414	100 3 15/16	58 - 61	20 13/16	20 13/16	2,755 6.075	✓

SERIES 330-P
DOTTED 9-PIECE STRIKING NUMBER SETS DIN 1451 WITH EXTRA HEAVY QUALITY

The dotted 9-piece number punch set in extra heavy-duty quality from series 330 is used for straightforward marking of almost all materials such as steel, iron, brass, wood, hard rubber, leather, plastic, etc., with a strength of up to 1300 N/mm² (42 HRC). The set features a standardized typeface in accordance with DIN 1451 and a hardness between 58 and 61 HRC. The number punch set includes the digits 0 to 9. The digit 6 is designed so that it can also be used as a 9 by turning it over.



BENEFITS

- Special durability through production using the cold forming process, where the fiber orientation of the material remains uninterrupted.
- Packed in our proven, shatterproof plastic container for overview.
- A side-ground viewing edge enables precise operation.
- The larger shaft ensures a better grip.
- Dimensions of the various sizes are located on the product label





TECHNICAL ATTRIBUTES

#	GTIN	L mm/inch	Hardness HRC	mm/inch	mm/inch	kg/lb	
330-003P	-928155	70 2 3/4	58 - 61	8 5/16	3 1/8	0,3 0.662	✓
330-004P	-928179	70 2 3/4	58 - 61	9 3/8	4 3/16	0,45 0.992	✓
330-005P	-928193	75 2 15/16	58 - 61	10 3/8	5 3/16	0,54 1.191	✓
330-006P	-928216	80 3 1/8	58 - 61	12 1/2	6 1/4	0,835 1.841	✓
330-008P	-010102	80 3 1/8	58 - 61	14 9/16	8 5/16	1,14 2.514	✓
330-010P	-928254	90 3 9/16	58 - 61	16 5/8	10 3/8	1,67 3.682	✓

SERIES 330-R
RECHTS-ENGRAVED 9-PIECE PUNCH LETTER SETS DIN 1451 WITH EXTRA HEAVY QUALITY

The right-engraved 9-piece number punch set in extra-heavy quality from series 330 is used for easy marking of almost all materials such as steel, iron, brass, wood, hard rubber, leather, plastic, etc., with a strength of up to 1300 N/mm² (42 HRC). The set features a standardized typeface in accordance with DIN 1451 and a hardness between 58 and 61 HRC. The number punch set includes the digits 0 to 9. The digit 6 is designed so that it can also be used as a 9 by turning it over.



BENEFITS

- Special durability through production using the cold forming process, where the fiber orientation of the material remains uninterrupted.
- To get a better overview, packed in our tried and tested, shatterproof plastic container.
- A side-ground viewing edge enables precise operation.
- The larger shaft provides a better grip.
- Dimensions for the different sizes are located on the product label.





TECHNICAL ATTRIBUTES

#	GTIN	mm/inch	HRC	mm/inch	mm/inch	kg/lb	
330-001R	-928124	70 2 3/4	58 - 61	7 1/4	1 1/32	0,245 0.540	✓
330-002R	-801700	70 2 3/4	58 - 61	7 1/4	2 1/16	0,245 0.540	✓
330-003R	-801717	75 2 15/16	58 - 61	8 5/16	3 1/8	0,295 0.650	✓
330-004R	-801335	75 2 15/16	58 - 61	9 3/8	4 3/16	0,45 0.992	✓
330-005R	-801724	75 2 15/16	58 - 61	10 3/8	5 3/16	0,53 1.169	✓
330-006R	-802097	80 3 1/8	58 - 61	12 1/2	6 1/4	0,835 1.841	✓
330-008R	-802110	80 3 1/8	58 - 61	14 9/16	8 5/16	1,13 2.492	✓
330-010R	-011352	90 3 9/16	58 - 61	16 5/8	10 3/8	1,67 3.682	✓

SERIES 330-V
DINGBATTED 9-PIECE LETTER PUNCH SETS DIN 1451 WITH EXTRA HEAVY QUALITY

The striking-head tempered 9-piece number punch set in extra heavy-duty quality is used for easy marking of almost all materials such as steel, iron, brass, wood, hard rubber, leather, plastic, etc., with a strength of up to 1300 N/mm² (42 HRC). The set features a standardized typeface in accordance with DIN 1451 and a hardness between 58 and 61 HRC. The number punch set includes the digits 0 to 9. The digit 6 is designed so that it can also be used as a 9 by turning it over.



BENEFITS

- Special durability through production using the cold forming process, where the fiber orientation of the material remains uninterrupted.
- Packed in our proven, shatterproof plastic container for overview.
- A side-ground viewing edge enables precise operation.
- The larger shaft ensures a better grip.
- Dimensions of the various sizes can be found on the product label





TECHNICAL ATTRIBUTES

#	GTIN	mm/inch	HRC	mm/inch	mm/inch	kg/lb	
330-001V	-928131	70 2 3/4	58 - 61	7 1/4	1 1/32	0,26 0.573	✓
330-002V	-928148	70 2 3/4	58 - 61	7 1/4	2 1/16	0,24 0.529	✓
330-003V	-928162	70 2 3/4	58 - 61	8 5/16	3 1/8	0,3 0.662	✓
330-004V	-928186	75 2 15/16	58 - 61	9 3/8	4 3/16	0,45 0.992	✓
330-005V	-928209	75 2 15/16	58 - 61	10 3/8	5 3/16	0,535 1.180	✓
330-006V	-928223	80 3 1/8	58 - 61	12 1/2	6 1/4	0,835 1.841	✓
330-008V	-158194	80 3 1/8	58 - 61	14 9/16	8 5/16	1,13 2.492	✓
330-010V	-928261	90 3 9/16	58 - 61	16 5/8	10 3/8	1,5 3.308	✓
330-012V	-928285	95 3 3/4	58 - 61	18 11/16	12 1/2	2,2 4.851	✓

SERIES 329
27-PIECE STANDARD LETTER PUNCH SET DIN 1451

The 27-piece standard letter punch set of the 329 series is used for easy marking of almost all materials such as steel, iron, brass, wood, hard rubber, leather, plastic, etc., with a strength of up to 900 N/mm² (27 HRC) in crafts, industry, and workshops. The set features a standardized typeface in accordance with DIN 1451 and a hardness at the engraving between 58 and 61 HRC. The set includes the letters A to Z as well as an ampersand (&).



BENEFITS

- Special durability through production using the cold forming process, where the fiber orientation of the material remains uninterrupted.
- Packed in our proven, shatterproof plastic container for overview.
- A side-ground viewing edge enables precise operation.
- The dimensions of the different sizes can be found on the product label
- Each stamp is marked with: visible engraving, character height, "Made in Germany" and the "Wear safety glasses" logo





TECHNICAL ATTRIBUTES

#	GTIN	mm/inch	Hardness HRC	mm/inch	mm/inch	kg/lb	
329-201	-266493	65 2 9/16	58 - 61	6 1/4	1 1/32	0,72 1.588	✓
329-2015	-027605	65 2 9/16	58 - 61	6 1/4	1,5 1/16	0,51 1.125	✓
329-202	-688905	65 2 9/16	58 - 61	6 1/4	2 1/16	0,55 1.213	✓
329-2025	-919337	65 2 9/16	58 - 61	6 1/4	2,5 1/8	0,51 1.125	✓
329-203	-692605	65 2 9/16	58 - 61	6 1/4	3 1/8	0,5 1.103	✓
329-204	-689087	65 2 9/16	58 - 61	7 1/4	4 3/16	0,715 1.577	✓
329-205	-689162	65 2 9/16	58 - 61	8 5/16	5 3/16	0,87 1.918	✓
329-206	-689247	70 2 3/4	58 - 61	9 3/8	6 1/4	1,25 2.756	✓
329-207	-804572	70 2 3/4	58 - 61	10 3/8	7 1/4	1,575 3.473	✓

PRODUKTDETAILS

#	GTIN	mm/inch	HRC	mm/inch	mm/inch	kg/lb	
		L	Hardness		A		
329-208	-689322	75 2 15/16	58 - 61	11 7/16	8 5/16	1,95 4.300	✓
329-210	-689407	80 3 1/8	58 - 61	12 1/2	10 3/8	2,45 5.402	✓
329-212	-689575	80 3 1/8	58 - 61	14 9/16	12 1/2	3,355 7.398	✓
329-215	-002220	90 3 9/16	58 - 61	16 5/8	15 9/16	4,96 10.937	✓
329-216	-039707	90 3 9/16	58 - 61	16 5/8	16 5/8	6,7 14.774	✓
329-220	-002237	100 3 15/16	58 - 61	20 13/16	20 13/16	8,21 18.103	✓

SERIES 331-000
GLOSSY NICKEL-PLATED 27-PIECE LETTER PUNCH SET DIN 1451 WITH EXTRA HEAVY QUALITY



The glossy nickel-plated, 27-piece letter punch set in extra-heavy quality is used for easy marking of almost all materials such as steel, iron, brass, wood, hard rubber, leather, plastic, etc., with a strength of up to 1300 N/mm² (42 HRC). The set features a standardized typeface in accordance with DIN 1451 and a hardness between 58 and 61 HRC. The set includes the letters A to Z as well as an ampersand (&).

BENEFITS

- Special durability through production using the cold forming process, where the fiber orientation of the material remains uninterrupted.
- Packed in our proven, shatterproof plastic container for overview.
- A side-ground viewing edge enables precise operation.
- The larger shaft ensures a better grip.
- The dimensions of the various sizes can be found on the product label.

TECHNICAL ATTRIBUTES

#	GTIN	L mm/inch	Hardness HRC	mm/inch	mm/inch	kg/lb	
331-001	-917012	65 2 9/16	58 - 61	6 1/4	1 1/32	0,72 1.588	✓
331-002	-627607	70 2 3/4	58 - 61	7 1/4	2 1/16	0,72 1.588	✓
331-003	-627782	70 2 3/4	58 - 61	7 1/4	3 1/8	0,72 1.588	✓
331-004	-627867	70 2 3/4	58 - 61	8 5/16	4 3/16	0,875 1.929	✓
331-005	-627942	70 2 3/4	58 - 61	9 3/8	5 3/16	1,2 2.646	✓
331-006	-628024	75 2 15/16	58 - 61	10 3/8	6 1/4	1,58 3.484	✓
331-007	-911065	75 2 15/16	58 - 61	10 3/8	7 1/4	1,6 3.528	✓
331-008	-628109	80 3 1/8	58 - 61	12 1/2	8 5/16	2,48 5.468	✓
331-010	-628284	80 3 1/8	58 - 61	14 9/16	10 3/8	3,375 7.442	✓
331-012	-628369	90 3 9/16	58 - 61	16 5/8	12 1/2	4,92 10.849	✓
331-015	-628444	90 3 9/16	58 - 61	16 5/8	15 9/16	4,95 10.915	✓
331-020	-628512	100 3 15/16	58 - 61	20 13/16	20 13/16	8,2 18.081	✓

SERIES 331-500
27-PIECE LETTER PUNCH SET DIN 1451 WITH EXTRA HEAVY QUALITY



The 27-piece letter punch set in extra heavy-duty quality from the 331 series is used for trouble-free marking of almost all materials such as steel, iron, brass, wood, hard rubber, leather, plastic, etc., with a strength of up to 1300 N/mm² (42 HRC). The set features a standardized typeface in accordance with DIN 1451 and a hardness between 58 and 61 HRC. The set includes the letters A to Z as well as an ampersand (&).

BENEFITS

- Special durability through production using the cold forming process, where the fiber orientation of the material remains uninterrupted.
- Packed in our proven, shatterproof plastic container for overview.
- A side-ground viewing edge enables precise operation.
- The larger shaft ensures a better grip.
- Dimensions of the various sizes can be found on the product label.

TECHNICAL ATTRIBUTES

#	GTIN	mm/inch	HRC	mm/inch	mm/inch	kg/lb	
		L	Hardness		A		
331-501	-928643	70 2 3/4	58 - 61	7 1/4	1 1/32	0,24 0.529	✓
331-5015	-928650	70 2 3/4	58 - 61	7 1/4	1,5 1/16	0,715 1.577	✓
331-502	-928667	70 2 3/4	58 - 61	7 1/4	2 1/16	0,72 1.588	✓
331-5025	-928674	70 2 3/4	58 - 61	8 5/16	2,5 1/8	0,87 1.918	✓
331-503	-928681	70 2 3/4	58 - 61	8 5/16	3 1/8	0,93 2.051	✓
331-504	-928698	70 2 3/4	58 - 61	9 3/8	4 3/16	1,25 2.756	✓
331-505	-928704	75 2 15/16	58 - 61	10 3/8	5 3/16	0,59 1.301	✓
331-506	-928711	80 3 1/8	58 - 61	12 1/2	6 1/4	2,445 5.391	✓
331-508	-928728	80 3 1/8	58 - 61	14 9/16	8 5/16	3,38 7.453	✓
331-510	-928735	90 3 9/16	58 - 61	16 5/8	10 3/8	4,5 9.923	✓
331-512	-928742	95 3 3/4	58 - 61	18 11/16	12 1/2	6,3 13.892	✓
331-515	-928759	95 3 3/4	58 - 61	18 11/16	15 9/16	6,485 14.299	✓
331-520	-928766	100 3 15/16	58 - 61	20 13/16	20 13/16	8,15 17.971	✓

SERIES 331-K
27-PIECE LETTER PUNCH SET IN LOWERCASE DIN 1451 WITH EXTRA HEAVY QUALITY



The 27-piece letter punch set with extra heavy-duty quality and lowercase letters is used for easy marking of almost all materials such as steel, iron, brass, wood, hard rubber, leather, plastic, etc., with a strength of up to 1300 N/mm² (42 HRC). The set features a standardized typeface in accordance with DIN 1451 and a hardness between 58 and 61 HRC. The set includes the letters A to Z as well as an ampersand (&).

BENEFITS

- Special durability through production using the cold forming process, where the fiber orientation of the material remains uninterrupted.
- Packed in our proven, shatterproof plastic container for overview.
- A side-ground viewing edge enables precise operation.
- The larger shaft ensures a better grip.
- Dimensions of the various sizes can be found on the product label

TECHNICAL ATTRIBUTES

#	GTIN	mm/inch	HRC	mm/inch	mm/inch	kg/lb	
		L	Hardness				
331-001K	-918439	70 2 3/4	58 - 61	7 1/4	1 1/32	0,78 1.720	✓
331-002K	-915735	70 2 3/4	58 - 61	7 1/4	2 1/16	0,715 1.577	✓
331-003K	-909284	75 2 15/16	58 - 61	8 5/16	3 1/8	0,885 1.951	✓
331-004K	-916718	75 2 15/16	58 - 61	9 3/8	4 3/16	1,25 2.756	✓
331-005K	-909291	75 2 15/16	58 - 61	10 3/8	5 3/16	1,57 3.462	✓
331-006K	-918040	80 3 1/8	58 - 61	12 1/2	6 1/4	2,47 5.446	✓
331-008K	-928551	80 3 1/8	58 - 61	14 9/16	8 5/16	3,365 7.420	✓
331-010K	-928582	90 3 9/16	58 - 61	16 5/8	10 3/8	4,945 10.904	✓
331-012K	-928612	95 3 3/4	58 - 61	18 11/16	12 1/2	6,3 13.892	✓

SERIES 331-P
PUNCTUATED 27-PIECE LETTER PUNCH SETS DIN 1451 WITH EXTRA HEAVY QUALITY



The dotted, 27-piece letter punch set in extra-heavy quality from series 331 is used for easy marking of almost all materials such as steel, iron, brass, wood, hard rubber, leather, plastic, etc., with a strength of up to 1300 N/mm² (42 HRC). The set features standardized lettering in accordance with DIN 1451 and a hardness between 58 and 61 HRC. The set includes the letters A to Z as well as an ampersand (&).

BENEFITS

- Special durability through production using the cold forming process, where the fiber orientation of the material remains uninterrupted.
- Packed in our proven, shatterproof plastic container for overview.
- A side-ground viewing edge enables precise operation.
- The larger shaft ensures a better grip.
- Dimensions of the various sizes are located on the product label

TECHNICAL ATTRIBUTES

#	GTIN	mm/inch	HRC	mm/inch	mm/inch	kg/lb	
331-003P	-006297	70 2 3/4	58 - 61	8 5/16	3 1/8	0,88 1.940	✓
331-004P	-928490	70 2 3/4	58 - 61	9 3/8	4 3/16	1,2 2.646	✓
331-005P	-928513	75 2 15/16	58 - 61	10 3/8	5 3/16	1,58 3.484	✓
331-006P	-928537	80 3 1/8	58 - 61	12 1/2	6 1/4	2,48 5.468	✓
331-008P	-928568	80 3 1/8	58 - 61	14 9/16	8 5/16	3,37 7.431	✓
331-010P	-928599	90 3 9/16	58 - 61	16 5/8	10 3/8	4,94 10.893	✓

SERIES 331-R
RECHTSGRAVIERTE 27-PIECE LETTER PUNCH SET DIN 1451 WITH EXTRA HEAVY QUALITY



The right-engraved, 27-piece letter punch set in extra heavy-duty quality is used for easy marking of almost all materials such as steel, iron, brass, wood, hard rubber, leather, plastic, etc., with a strength of up to 1300 N/mm² (42 HRC). The set features a standardized typeface in accordance with DIN 1451 and a hardness between 58 and 61 HRC. The set includes the letters A to Z as well as an ampersand (&).

BENEFITS

- Special durability through production using the cold forming process, where the fiber orientation of the material remains uninterrupted.
- Packed in our proven, shatterproof plastic container for overview.
- A side-ground viewing edge enables precise operation.
- The larger shaft provides a better grip.
- Dimensions for the various sizes are located on the product label.

TECHNICAL ATTRIBUTES

#	GTIN	mm/inch	HRC	mm/inch	mm/inch	kg/lb	
		L	Hardness		A		
331-001R	-928445	70 2 3/4	58 - 61	7 1/4	1 1/32	0,71 1.566	✓
331-002R	-918446	70 2 3/4	58 - 61	7 1/4	2 1/16	0,71 1.566	✓
331-003R	-802127	75 2 15/16	58 - 61	8 5/16	3 1/8	0,87 1.918	✓
331-004R	-802134	75 2 15/16	58 - 61	9 3/8	4 3/16	1,195 2.635	✓
331-005R	-802141	75 2 15/16	58 - 61	10 3/8	5 3/16	1,57 3.462	✓
331-006R	-811785	80 3 1/8	58 - 61	12 1/2	6 1/4	2,47 5.446	✓
331-008R	-802158	80 3 1/8	58 - 61	14 9/16	8 5/16	3,365 7.420	✓
331-010R	-918453	90 3 9/16	58 - 61	16 5/8	10 3/8	4,93 10.871	✓

SERIES 331-V
IMPACT LETTERING SET 27-PIECE DIN 1451 WITH EXTRA HEAVY QUALITY



The strike-head tempered, 27-piece letter punch set in extra-heavy quality is used for effortless marking of almost all materials such as steel, iron, brass, wood, hard rubber, leather, plastic, etc., with a strength of up to 1300 N/mm² (42 HRC). The set features a standardized typeface according to DIN 1451 and a hardness between 58 and 61 HRC. The set includes the letters A to Z as well as an ampersand (&).

BENEFITS

- Special durability through production using the cold forming process, where the fiber orientation of the material remains uninterrupted.
- Packed in our proven, shatterproof plastic container for overview.
- A side-ground viewing edge enables precise operation.
- The larger shaft provides a better grip.
- Dimensions of the various sizes are shown on the product label

TECHNICAL ATTRIBUTES

#	GTIN	mm/inch	HRC	mm/inch	mm/inch	kg/lb	
331-001V	-006273	70 2 3/4	58 - 61	7 1/4	1 1/32	0,78 1.720	✓
331-002V	-006280	70 2 3/4	58 - 61	7 1/4	2 1/16	0,24 0.529	✓
331-003V	-006303	75 2 15/16	58 - 61	8 5/16	3 1/8	0,885 1.951	✓
331-004V	-928506	75 2 15/16	58 - 61	9 3/8	4 3/16	1,25 2.756	✓
331-005V	-928520	75 2 15/16	58 - 61	10 3/8	5 3/16	1,58 3.484	✓
331-006V	-928544	85 3 3/8	58 - 61	12 1/2	6 1/4	2,244 4.948	✓
331-008V	-928575	80 3 1/8	58 - 61	14 9/16	8 5/16	3,385 7.464	✓
331-010V	-928605	90 3 9/16	58 - 61	16 5/8	10 3/8	4,5 9.923	✓
331-012V	-928636	95 3 3/4	58 - 61	18 11/16	12 1/2	6,3 13.892	✓

SERIES 327-B
PROFI-SIGNING TEMPLATES (LETTERS) WITH PLUG-IN MECHANISM





The professional lettering template set with plug-in mechanism of the series 327 is used for marking shipping boxes, wooden crates, parking spaces, etc. with marking paint and marking rollers in crafts, industry, and workshops. The set features a standardized font according to DIN 1451 and is reusable. Thanks to the innovative plug-in system, connecting multiple characters is no problem.

BENEFITS

- Made of very durable and flexible special sheet metal.
- Up to a size of 100 mm, the signing templates are bent up on the bottom side, making it easy to pick them up without smudging the color.

TECHNICAL ATTRIBUTES

#	GTIN	mm/inch	mm/inch	kg/lb
327-020-B	-006075	20 13/16	0,15	0,8 1.764
327-040-B	-006099	40 1 9/16	0,15	0,11 0.243
327-050-B	-006129	50 1 15/16	0,15	0,15 0.331
327-070-B	-006204	70 2 3/4	0,15	0,215 0.474
327-100-B	-006419	100 3 15/16	0,15	0,48 1.058
327-150-B	-006594	150 5 7/8	0,3 1/64	0,91 2.007
327-200-B	-006624	200 7 7/8	0,3 1/64	1,415 3.120
327-300-B	-006921	300 11 13/16	0,3 1/64	3,3 7.277

SERIES 327-Z
PROFI-SIGNATURE TEMPLATE SETS (NUMBERS) WITH PLUG MECHANISM





The professional sign stamping template set numbers with plug-in mechanism of series 327 is used for marking shipping boxes, wooden crates, parking spaces, etc. with marking paint and marking roller in crafts, industry, and workshops. The set has a standardized font according to DIN 1451 and is reusable. Thanks to the innovative plug-in system, chaining multiple characters is no problem.

BENEFITS

- Made of very resilient and flexible special sheet metal
- Up to a size of 100 mm, the marking templates are bent up on the underside, making it easy to lift them without smudging the paint.

TECHNICAL ATTRIBUTES

#	GTIN	mm/inch	mm/inch	kg/lb
327-020-Z	-006082	20 13/16	0,15	0,35 0.772
327-040-Z	-006105	40 1 9/16	0,15	0,5 1.103
327-050-Z	-006136	50 1 15/16	0,15	0,65 1.433
327-070-Z	-006389	70 2 3/4	0,15	0,1 0.221
327-100-Z	-006440	100 3 15/16	0,15	0,17 0.375
327-150-Z	-006600	150 5 7/8	0,3 1/64	0,34 0.750
327-200-Z	-006907	200 7 7/8	0,3 1/64	1,8 3.969
327-300-Z	-006945	300 11 13/16	0,3 1/64	1,8 3.969

SERIES 300H
HAND PUNCH STAMP



The hand punch stamps of series 300 are used for easy marking of workpieces with a strength of up to 900 N/mm^2 (27 HRC) in crafts, industry, and workshops. The stamps have a hardness of the engraving between 58 and 61 HRC. Each hand punch stamp is manufactured individually according to your wishes. Special characters, numbers, and letters can also be combined as needed and are available framed upon request.

BENEFITS

- Custom fabrication for personal use
- To enable a precise strike, the stamp is ground down on all sides up to the engraving.
- Milled with highest precision thanks to CNC technology

TECHNICAL ATTRIBUTES

#	GTIN	Hardness HRC	mm/inch	kg/lb	DEUTSCHES WERKZEUG FWI
300H1010	-010065	58 - 61	10 3/8	0,33 0.728	✓
300H0802	-039769	58 - 61	8 5/16	0,168 0.370	✓
300H0801	-039752	58 - 61	8 5/16	0,175 0.386	✓
300H0610	-039745	58 - 61	6 1/4	0,33 0.728	✓
300H0609	-039738	58 - 61	6 1/4	0,33 0.728	✓
300H0608	-039721	58 - 61	6 1/4	0,625 1.378	✓
300H0607	-039714	58 - 61	6 1/4	0,33 0.728	✓
300H0606	-039691	58 - 61	6 1/4	0,16 0.353	✓
300H0605	-039684	58 - 61	6 1/4	0,33 0.728	✓
300H0604	-039677	58 - 61	6 1/4	0,145 0.320	✓
300H0603	-039660	58 - 61	6 1/4	0,23 0.507	✓
300H0602	-039653	58 - 61	6 1/4	1,7 3.749	✓
300H0601	-039646	58 - 61	6 1/4	0,33 0.728	✓
300H0510	-039639	58 - 61	5 3/16	0,33 0.728	✓
300H0508	-039608	58 - 61	5 3/16	0,33 0.728	✓
300H0507	-039592	58 - 61	5 3/16	0,33 0.728	✓

#	GTIN	Hardness HRC	mm/inch	kg/lb	
300H0803	-039776	58 - 61	8 5/16	0,12 0.265	✓
300H0804	-039783	58 - 61	8 5/16	0,33 0.728	✓
300H1009	-010058	58 - 61	10 3/8	0,33 0.728	✓
300H1008	-010041	58 - 61	10 3/8	0,33 0.728	✓
300H1007	-010034	58 - 61	10 3/8	0,33 0.728	✓
300H1006	-010027	58 - 61	10 3/8	0,33 0.728	✓
300H1005	-010010	58 - 61	10 3/8	0,76 1.676	✓
300H1004	-010003	58 - 61	10 3/8	0,33 0.728	✓
300H1003	-009991	58 - 61	10 3/8	0,33 0.728	✓
300H1002	-009984	58 - 61	10 3/8	0,29 0.639	✓
300H1001	-009977	58 - 61	10 3/8	0,17 0.375	✓
300H0810	-009960	58 - 61	8 5/16	0,33 0.728	✓
300H0809	-009953	58 - 61	8 5/16	0,33 0.728	✓
300H0808	-009946	58 - 61	8 5/16	0,33 0.728	✓
300H0807	-039813	58 - 61	8 5/16	0,33 0.728	✓
300H0806	-039806	58 - 61	8 5/16	0,16 0.353	✓
300H0805	-039790	58 - 61	8 5/16	0,33 0.728	✓
300H0506	-039585	58 - 61	5 3/16	0,31 0.684	✓
300H0505	-039578	58 - 61	5 3/16	0,15 0.331	✓
300H0307	-057312	58 - 61	3 1/8	0,25 0.551	✓
300H0305	-057299	58 - 61	3 1/8	0,9 1.985	✓
300H0306	-057305	58 - 61	3 1/8	0,23 0.507	✓
300H0304	-057275	58 - 61	3 1/8	0,85 1.874	✓
300H0303	-057268	58 - 61	3 1/8	1,115 2.459	✓
300H0302	-057251	58 - 61	3 1/8	0,3 0.662	✓
300H0301	-057244	58 - 61	3 1/8	0,33 0.728	✓
300H0210	-057237	58 - 61	2 1/16	0,33 0.728	✓

PRODUKTDETAILS

#	GTIN	Hardness HRC	mm/inch	kg/lb	
300H0209	-057220	58 - 61	2 1/16	0,115 0.254	✓
300H0208	-057213	58 - 61	2 1/16	0,175 0.386	✓
300H0207	-057206	58 - 61	2 1/16	0,33 0.728	✓
300H0206	-057190	58 - 61	2 1/16	0,33 0.728	✓
300H0205	-057183	58 - 61	2 1/16	0,55 1.213	✓
300H0204	-057176	58 - 61	2 1/16	0,33 0.728	✓
300H0203	-057169	58 - 61	2 1/16	0,33 0.728	✓
300H0202	-057152	58 - 61	2 1/16	0,3 0.662	✓
300H0308	-057329	58 - 61	3 1/8	0,33 0.728	✓
300H0309	-057336	58 - 61	3 1/8	0,15 0.331	✓
300H0504	-039561	58 - 61	5 3/16	0,185 0.408	✓
300H0503	-039554	58 - 61	5 3/16	0,18 0.397	✓
300H0502	-039530	58 - 61	5 3/16	0,7 1.544	✓
300H0501	-039523	58 - 61	5 3/16	0,55 1.213	✓
300H0410	-039516	58 - 61	4 3/16	0,33 0.728	✓
300H0409	-039509	58 - 61	4 3/16	0,16 0.353	✓
300H0408	-057435	58 - 61	4 3/16	0,33 0.728	✓
300H0407	-057428	58 - 61	4 3/16	0,12 0.265	✓
300H0406	-057411	58 - 61	4 3/16	0,11 0.243	✓
300H0405	-057404	58 - 61	4 3/16	0,225 0.496	✓
300H0404	-057398	58 - 61	4 3/16	0,15 0.331	✓
300H0403	-057381	58 - 61	4 3/16	0,15 0.331	✓
300H0402	-057374	58 - 61	4 3/16	0,9 1.985	✓
300H0401	-057350	58 - 61	4 3/16	0,25 0.551	✓
300H0310	-057343	58 - 61	3 1/8	0,225 0.496	✓
300H0201	-057145	58 - 61	2 1/16	0,33 0.728	✓

SERIES 300H-S5
HAND PUNCH STAMP WITH STAR

The hand punch stamps with star of series 300 are used for the problem-free marking of workpieces with a strength of up to 900 N/mm² (27 HRC) in crafts, industry, and workshops. The stamps have a hardness at the engraving between 58 and 61 HRC. The stamps are particularly suitable for limiting texts and serial numbers on nameplates.

BENEFITS

- Text height adapted to the font image
- To enable a precisely accurate strike, the stamp is ground on all sides up to the engraving.
- Thanks to CNC technology with the highest precision milled



TECHNICAL ATTRIBUTES

#	GTIN	L mm/inch	Hardness HRC	mm/inch	mm/inch	kg/lb	
300H02S5	-222321	70 2 3/4	58 - 61	7 1/4	2 1/16	0,25 0.551	✓
300H03S5	-222338	75 2 15/16	58 - 61	8 5/16	3 1/8	0,35 0.772	✓
300H04S5	-222369	75 2 15/16	58 - 61	9 3/8	4 3/16	0,45 0.992	✓
300H05S5	-222383	75 2 15/16	58 - 61	10 3/8	5 3/16	0,55 1.213	✓
300H06S5	-023454	80 3 1/8	58 - 61	12 1/2	6 1/4	0,9 1.985	✓
300H07S5	-222413	80 3 1/8	58 - 61	14 9/16	7 1/4	0,12 0.265	✓
300H08S5	-222444	80 3 1/8	58 - 61	14 9/16	8 5/16	0,9 1.985	✓
300H10S5	-023522	90 3 9/16	58 - 61	16 5/8	10 3/8	0,18 0.397	✓

SERIES 300H-S6
HAND PUNCH STAMP WITH 6-STRIPE STAR

The hand punch stamps with 6-stripe star of the series 300 are used for easy marking of workpieces with a strength of up to 900 N/mm² (27 HRC) in craftsmanship, industry, and workshop. The stamps have a hardness at the engraving between 58 and 61 HRC. The stamps are particularly suitable for the delimitation of texts and serial numbers on nameplates.

BENEFITS

- Text height adjusted to the letter design
- To enable a precisely accurate strike, the stamp is ground on all sides up to the engraving.
- Thanks to CNC technology with the highest precision milled



TECHNICAL ATTRIBUTES

#	GTIN	L mm/inch	Hardness HRC	mm/inch	mm/inch	kg/lb	
300H02S6	-023379	70 2 3/4	58 - 61	7 1/4	2 1/16	0,25 0.551	✓
300H03S6	-222345	75 2 15/16	58 - 61	8 5/16	3 1/8	0,25 0.551	✓
300H04S6	-222376	75 2 15/16	58 - 61	9 3/8	4 3/16	0,45 0.992	✓
300H05S6	-222390	75 2 15/16	58 - 61	10 3/8	5 3/16	0,6 1.323	✓
300H06S6	-222406	80 3 1/8	58 - 61	12 1/2	6 1/4	0,9 1.985	✓
300H07S6	-222437	80 3 1/8	58 - 61	14 9/16	7 1/4	0,12 0.265	✓
300H08S6	-222451	80 3 1/8	58 - 61	14 9/16	8 5/16	0,12 0.265	✓
300H10S6	-222468	90 3 9/16	58 - 61	16 5/8	10 3/8	0,18 0.397	✓

SERIES 300SZ
HAND PUNCH STAMP WITH SPECIAL CHARACTERS



The hand punch stamps with special characters from the 300 series are used for easy marking of workpieces with a strength of up to 900 N/mm² (27 HRC) in trades, industry, and workshops. The stamps have a hardness at the engraving between 58 and 61 HRC. Special characters such as grounding symbols, diameter symbols, etc. can be easily ordered with a fixed item number.

BENEFITS

- Text height adjusted to the letter design
- To enable a precisely accurate strike, the stamp is ground on all sides up to the engraving.
- Thanks to CNC technology with the highest precision milled

TECHNICAL ATTRIBUTES

#	GTIN	L mm/inch	Hardness HRC	mm/inch	mm/inch	kg/lb	
300SZ0201	-464202	70 2 3/4	58 - 61	7 1/4	2 1/16	0,25 0.551	✓
300SZ0202	-464219	70 2 3/4	58 - 61	7 1/4	2 1/16	0,33 0.728	✓
300SZ0203	-464226	70 2 3/4	58 - 61	7 1/4	2 1/16	0,3 0.662	✓
300SZ0204	-464233	70 2 3/4	58 - 61	7 1/4	2 1/16	0,33 0.728	✓
300SZ0205	-464240	70 2 3/4	58 - 61	7 1/4	2 1/16	0,33 0.728	✓
300SZ0206	-464257	70 2 3/4	58 - 61	7 1/4	2 1/16	0,33 0.728	✓
300SZ0207	-464264	70 2 3/4	58 - 61	7 1/4	2 1/16	0,33 0.728	✓
300SZ0208	-464271	70 2 3/4	58 - 61	7 1/4	2 1/16	0,33 0.728	✓
300SZ0209	-464288	70 2 3/4	58 - 61	7 1/4	2 1/16	0,33 0.728	✓
300SZ0210	-464295	70 2 3/4	58 - 61	7 1/4	2 1/16	0,2 0.441	✓
300SZ0301	-464301	75 2 15/16	58 - 61	8 5/16	3 1/8	0,33 0.728	✓
300SZ0302	-464318	75 2 15/16	58 - 61	8 5/16	3 1/8	0,3 0.662	✓
300SZ0303	-464325	75 2 15/16	58 - 61	8 5/16	3 1/8	0,3 0.662	✓
300SZ0304	-464332	75 2 15/16	58 - 61	8 5/16	3 1/8	0,3 0.662	✓

#	GTIN	mm/inch	HRC	mm/inch	mm/inch	kg/lb	
300SZ0305	-464349	75 2 15/16	58 - 61	8 5/16	3 1/8	0,4 0.882	✓
300SZ0306	-464356	75 2 15/16	58 - 61	8 5/16	3 1/8	0,3 0.662	✓
300SZ0307	-464363	75 2 15/16	58 - 61	8 5/16	3 1/8	0,33 0.728	✓
300SZ0308	-464370	75 2 15/16	58 - 61	8 5/16	3 1/8	0,3 0.662	✓
300SZ0309	-464387	75 2 15/16	58 - 61	8 5/16	3 1/8	0,3 0.662	✓
300SZ0310	-464394	75 2 15/16	58 - 61	8 5/16	3 1/8	0,33 0.728	✓
300SZ0311	-568672	75 2 15/16	58 - 61	8 5/16	3 1/8	0,3 0.662	✓
300SZ0401	-464400	75 2 15/16	58 - 61	9 3/8	4 3/16	0,33 0.728	✓
300SZ0402	-464417	75 2 15/16	58 - 61	9 3/8	4 3/16	0,33 0.728	✓
300SZ0403	-464424	75 2 15/16	58 - 61	9 3/8	4 3/16	0,45 0.992	✓
300SZ0404	-464431	75 2 15/16	58 - 61	9 3/8	4 3/16	0,45 0.992	✓
300SZ0405	-464448	75 2 15/16	58 - 61	9 3/8	4 3/16	0,45 0.992	✓
300SZ0406	-464455	75 2 15/16	58 - 61	9 3/8	4 3/16	0,33 0.728	✓
300SZ0407	-464462	75 2 15/16	58 - 61	9 3/8	4 3/16	0,33 0.728	✓
300SZ0408	-464479	75 2 15/16	58 - 61	9 3/8	4 3/16	0,33 0.728	✓
300SZ0409	-464486	75 2 15/16	58 - 61	9 3/8	4 3/16	0,45 0.992	✓
300SZ0410	-464493	75 2 15/16	58 - 61	9 3/8	4 3/16	0,45 0.992	✓
300SZ0411	-568689	75 2 15/16	58 - 61	9 3/8	4 3/16	0,4 0.882	✓
300SZ0501	-464509	70 2 3/4	58 - 61	10 3/8	5 3/16	0,55 1.213	✓
300SZ0502	-464516	70 2 3/4	58 - 61	10 3/8	5 3/16	0,55 1.213	✓
300SZ0503	-464523	70 2 3/4	58 - 61	10 3/8	5 3/16	0,55 1.213	✓
300SZ0504	-464530	70 2 3/4	58 - 61	10 3/8	5 3/16	0,55 1.213	✓
300SZ0505	-464547	70 2 3/4	58 - 61	10 3/8	5 3/16	0,55 1.213	✓
300SZ0506	-464554	70 2 3/4	58 - 61	10 3/8	5 3/16	0,55 1.213	✓
300SZ0507	-464561	70 2 3/4	58 - 61	10 3/8	5 3/16	0,45 0.992	✓
300SZ0508	-464578	70 2 3/4	58 - 61	10 3/8	5 3/16	0,55 1.213	✓
300SZ0509	-464585	70 2 3/4	58 - 61	10 3/8	5 3/16	0,45 0.992	✓

PRODUKTDETAILS

#	GTIN	L mm/inch	Hardness HRC	mm/inch	mm/inch	kg/lb	
300SZ0510	-464592	70 2 3/4	58 - 61	10 3/8	5 3/16	0,55 1.213	✓
300SZ0511	-568696	70 2 3/4	58 - 61	10 3/8	5 3/16	0,55 1.213	✓
300SZ0512	-005931	70 2 3/4	58 - 61	10 3/8	5 3/16	0,55 1.213	✓
300SZ0601	-464608	80 3 1/8	58 - 61	12 1/2	6 1/4	0,4 0.882	✓
300SZ0602	-464615	80 3 1/8	58 - 61	12 1/2	6 1/4	0,33 0.728	✓
300SZ0603	-464622	80 3 1/8	58 - 61	12 1/2	6 1/4	0,4 0.882	✓
300SZ0604	-464639	80 3 1/8	58 - 61	12 1/2	6 1/4	0,4 0.882	✓
300SZ0605	-464646	80 3 1/8	58 - 61	12 1/2	6 1/4	0,4 0.882	✓
300SZ0606	-464653	80 3 1/8	58 - 61	12 1/2	6 1/4	0,33 0.728	✓
300SZ0607	-464660	80 3 1/8	58 - 61	12 1/2	6 1/4	0,33 0.728	✓
300SZ0608	-464677	80 3 1/8	58 - 61	12 1/2	6 1/4	0,4 0.882	✓
300SZ0609	-464684	80 3 1/8	58 - 61	12 1/2	6 1/4	0,33 0.728	✓
300SZ0610	-464691	80 3 1/8	58 - 61	12 1/2	6 1/4	0,4 0.882	✓
300SZ0611	-568702	80 3 1/8	58 - 61	12 1/2	6 1/4	0,9 1.985	✓
300SZ0612	-005948	80 3 1/8	58 - 61	12 1/2	6 1/4	0,85 1.874	✓
300SZ0801	-464707	80 3 1/8	58 - 61	14 9/16	8 5/16	0,115 0.254	✓
300SZ0802	-464714	80 3 1/8	58 - 61	14 9/16	8 5/16	0,115 0.254	✓
300SZ0803	-464721	80 3 1/8	58 - 61	14 9/16	8 5/16	0,12 0.265	✓
300SZ0804	-464738	80 3 1/8	58 - 61	14 9/16	8 5/16	0,1154 0.254	✓
300SZ0805	-464745	80 3 1/8	58 - 61	14 9/16	8 5/16	0,18 0.397	✓
300SZ0806	-464752	80 3 1/8	58 - 61	14 9/16	8 5/16	0,11 0.243	✓
300SZ0807	-464769	80 3 1/8	58 - 61	14 9/16	8 5/16	0,115 0.254	✓
300SZ0808	-464776	80 3 1/8	58 - 61	14 9/16	8 5/16	0,11 0.243	✓
300SZ0809	-464783	80 3 1/8	58 - 61	14 9/16	8 5/16	0,33 0.728	✓
300SZ0810	-464790	80 3 1/8	58 - 61	14 9/16	8 5/16	0,33 0.728	✓
300SZ0811	-568719	80 3 1/8	58 - 61	14 9/16	8 5/16	0,11 0.243	✓
300SZ0812	-005955	90 3 9/16	58 - 61	16 5/8	8 5/16	0,18 0.397	✓

SERIES 332
ROLLING STAMP DEVICES WITH NUMBERS 0-9



The impact marking stamp device of series 332 is used for problem-free marking of number sequences in workpieces with a strength of up to 1300 N/mm^2 in crafts, industry, and workshops. The set has a hardness at the engraving between 58 and 61 HRC. The impact marking stamps of series 332 are particularly suitable for marking stainless steel due to their nickel-plated surface.

BENEFITS

- The visible edge has been ground, allowing for the reading of the set numbers.
- The space-saving design allows for use in narrow installation situations.

TECHNICAL ATTRIBUTES

#	GTIN	L mm/inch	Hardness HRC	A mm/inch	kg/lb	DEUTSCHES WERKZEUG FWI
332-352	-928803	150 5 7/8	58 - 61	2 1/16	0,53 1.169	✓
332-353	-928810	150 5 7/8	58 - 61	3 1/8	0,645 1.422	✓
332-354	-928827	150 5 7/8	58 - 61	4 3/16	0,53 1.169	✓

SERIES 332-110
STAMPING DIE FOR NUMBERS



The impact stamp for digits of the series 332 is used together with a stamp holder for easy marking of number sequences on workpieces with a strength of up to 1300 N/mm² in crafts, industry, and workshops. The set has a hardness at the engraving between 58 and 61 HRC. The impact stamps of the series 332 are particularly suitable for marking stainless steel due to their nickel-plated surface.

BENEFITS

- The visible edge, after being ground, allows for the readout of the set numbers.
- Durable due to robust and high-quality material

TECHNICAL ATTRIBUTES

#	GTIN	mm/inch	Hardness HRC	mm/inch	mm/inch	kg/lb	
332-102	-918804	73 2 7/8	58 - 61	10 3/8	2 1/16	0,18 0.397	✓
332-103	-918811	73 2 7/8	58 - 61	10 3/8	3 1/8	0,185 0.408	✓
332-104	-804695	73 2 7/8	58 - 61	10 3/8	4 3/16	0,215 0.474	✓
332-105	-918828	73 2 7/8	58 - 61	10 3/8	5 3/16	0,25 0.551	✓
332-106	-803742	73 2 7/8	58 - 61	10 3/8	6 1/4	0,28 0.617	✓
332-108	-918835	73 2 7/8	58 - 61	10 3/8	8 5/16	0,345 0.761	✓
332-110	-803308	73 2 7/8	58 - 61	10 3/8	10 3/8	0,41 0.904	✓
332-112	-924690	73 2 7/8	58 - 61	10 3/8	12 1/2	0,47 1.036	✓

SERIES 332-120
LETTER PUNCH STAMP FOR LETTERS



The letter punch for the 332 series is used together with a punch holder for the easy marking of number sequences on workpieces with a strength of up to 1300 N/mm² in craft, industry, and workshop. The set has a hardness at the engraving between 58 and 61 HRC. The letter punches of the 332 series are particularly suitable for marking stainless steel due to their nickel-plated surface.

BENEFITS

- The visible edge, after being ground, allows for the readout of the set numbers.
- Durable due to robust and high-quality material

TECHNICAL ATTRIBUTES

#	GTIN	mm/inch	mm/inch	Hardness HRC	mm/inch	kg/lb	
332-122	-918859	73 2 7/8	10 3/8	58 - 61	2 1/16	0,3 0.662	✓
332-123	-918866	73 2 7/8	10 3/8	58 - 61	3 1/8	0,63 1.389	✓
332-124	-918873	73 2 7/8	10 3/8	58 - 61	4 3/16	0,65 1.433	✓
332-125	-918880	73 2 7/8	10 3/8	58 - 61	5 3/16	0,74 1.632	✓
332-126	-918897	73 2 7/8	10 3/8	58 - 61	6 1/4	0,835 1.841	✓
332-128	-918903	73 2 7/8	10 3/8	58 - 61	8 5/16	0,39 0.860	✓
332-130	-918910	73 2 7/8	10 3/8	58 - 61	10 3/8	1,16 2.558	✓
332-132	-924706	73 2 7/8	10 3/8	58 - 61	12 1/2	1,14 2.514	✓

SERIES 332-100
HOLDER FOR PUNCH STAMP WITH DISTANCE SLEEVES

The holder for impact stamps of the series 332 is used as a universal tool holder for impact stamps in crafts, industry, and workshops. Thanks to the supplied distance sleeves, the holder is able to accommodate various sizes of impact stamps. The impact stamps of the series 332 are particularly suitable for marking stainless steel due to their nickel-plated surface.



BENEFITS
- The ergonomic shaft enables particularly safe working.
- Durable due to robust and high-quality material



TECHNICAL ATTRIBUTES

#	GTIN	mm/inch	mm/inch	kg/lb	DEUTSCHES WERKZEUG FWI
332-100	-997274	183 7 3/16	2-6 1/16-1/4	1,45 3.197	✓

SERIES 334-900
UNIVERSAL SIDE CUTTER SEAL PLIERS

The wire cutting and sealing pliers of series 334 are used for cutting seal wire and sealing with just one tool in crafts, industry, and workshops. The precisely manufactured combination of sealing pliers and wire cutters is capable of combining multiple tasks into a single tool, thereby ensuring a faster workflow.



BENEFITS
- Time savings, as the tool does not need to be switched between work steps
- The interchangeable stamp is available with your desired engraving.

TECHNICAL ATTRIBUTES

#	GTIN	mm/inch	kg/lb	DEUTSCHES WERKZEUG FWI
334-900	-928926	155 6 1/8	0,165 0.364	✓

SERIES 334-910
LEAD SEAL PLIERS



The lead seal pliers of the series 334 are used for universal sealing in crafts, industry, and workshops. The lead seal pliers, available in various sizes, can seal workpieces universally and are an all-rounder in their application.

BENEFITS

- Easy operation by translating the lever
- The interchangeable stamp is available from us in your desired engraving.

TECHNICAL ATTRIBUTES

#	GTIN	L mm/inch	Ø mm/inch	kg/lb	DEUTSCHES WERKZEUG FWI
334-908	-928933	130 5 1/8	8 5/16	0,245 0.540	✓
334-910	-928940	160 5 1/8	10 3/8	0,49 1.080	✓

SERIES 334S
STAMP FOR SEALING PLIERS

The stamps for seal pliers of the series 334 are replacement stamps for marking seal pliers of the series 334. Upon request, we can manufacture custom seal stamps with your logo or a unique embossing.





TECHNICAL ATTRIBUTES

#	GTIN	mm/inch	kg/lb	
334-918	-928957	8 5/16	0,1 0.221	✓
334S918	-121280	8 5/16	0,1 0.221	✓
334-920	-928964	10 3/8	0,5 1.103	✓

SERIES 334-928
LEAD SEALS



The lead seals of series 334 are used for universal sealing in crafts, industry, and workshops. Thanks to the lead seals available in different sizes, workpieces can be universally sealed.

BENEFITS

- Flexible and mobile usable
- Especially suitable for small products like fuel canisters

TECHNICAL ATTRIBUTES

#	GTIN	mm/inch	kg/lb	DEUTSCHES WERKZEUG FWI
334-928	-998394	8 5/16	1,5 3.308	✓
334-930	-334932	10 3/8	1,2 2.646	✓

SERIES 334-929
GALVANIZED SEALING WIRE, ON SPOOL



The galvanized seal wire, on spool, of the series 334 is used for universal sealing in crafts, industry, and workshops. The seal wire consists of a core and outer cord, and the galvanized iron ensures a good price-performance ratio when sealing.

BENEFITS

- Flexible and mobile use
- Common execution enables universal application

TECHNICAL ATTRIBUTES

#	GTIN	mm/inch	mm/inch	kg/lb	
334-929	-998400	200000 7874 1/64	0,5 x 0,3 1/64 x 1/64	0,53 1.169	✓
334-931	-334314	400000 15748 1/32	0,5 x 0,3 1/64 x 1/64	1,35 2.977	✓

SERIES 334-933
GALVANIZED PLOMBING WIRE, IN BUNDLES



The galvanized sealing wire, in bundles, of the series 334 is used for universal sealing in crafts, industry, and workshops. The sealing wire consists of a core and outer cord, and the galvanized iron provides a good price-performance ratio for sealing. The wires are conveniently packaged in bundles of uniform length.

BENEFITS
- Flexible and mobile usable
- The common execution enables universal application.

TECHNICAL ATTRIBUTES

#	GTIN	mm/inch	mm/inch	kg/lb	
334-933	-334338	120 4 3/4	0,5 x 0,3 1/64 x 1/64	0,528 1.164	✓
334-934	-334345	180 7 1/16	0,5 x 0,3 1/64 x 1/64	0,47 1.036	✓

SERIES 334-030
TOOL BRANDS



The tool tags of the 334 series are used for marking and labeling tools in trades, industry, and workshops. The tool tags made of brass or aluminum feature an embossed pearl edge and a hole for connection with the workpiece to be marked. Upon request, the tags can also be labeled with your individual symbols.

BENEFITS
- Simple brands for a diverse application
- Labeling helps to organize tools and prevent them from being mixed up.
- Optional also e.g. laser engravable

TECHNICAL ATTRIBUTES

#	GTIN	mm/inch	kg/lb	
334-030	-334307	27 1 1/16	0,95 2.095	✓
334-031	-143305	27 1 1/16	0,16 0.353	✓


KUKKO



SETS & PRESENTATION

Whether for organized storage, safe transport, or sales-enhancing presentation of tools – KUKKO offers the perfect solution for every application.

The activity Sets & Presentation includes:

- Empty cases
- Workshop trolley KUKKO-Cube
- Workbenches
- Tool cabinets
- Compartment cabinets with power connection
- Wall panels
- Sales walls

SETS & PRESENTATION



APPLICATION

The king class of puller tools demands an optimal and unique form of storage. From the compact To-GO solution in the set case to permanently installed walls, KUKKO offers the entire spectrum of transport and presentation options for pullers and other accessories.

CONSTRUCTION OF A CUBE WORKSHOP TROLLEY



FEATURES OF THE SERIES

SERIES 20-ST



The sales display is indeed the smallest form of sales presentation, but its compactness makes it a real eye-catcher on any counter and has done so for over 100 years. KUKKO is considered the first tool manufacturer to have presented its products for sales promotion on a sales stand.

SERIES K-2030



One of KUKKO's bestsellers are the portable, fully equipped case sets. In a portable medium size, they contain all the necessary tools to solve the required repair task according to the application or industry. The cases are fitted with a special foam that completely embeds the tools, guaranteeing safe storage.

SERIES EVLW



The massive sales wall presents the KUKKO tools with maximum assortment breadth and product variety. The wall can be equipped individually depending on the application focus or industry. Thanks to generous placement options, the entire tool assortment can be presented opulently and at the same time efficiently.

SERIES WT



The attention-grabbing wall panel in the distinctive KUKKO green is the eye-catcher in any workshop. Like a modern dashboard, it offers a compactly assembled selection of tools and accessories in a manageable space.

SERIES K-CUBE



The KUKKO-Cube workshop trolley is the smart solution for all jobs that place special demands on transport and storage. Rolling, they offer everything needed for mobile use directly at the place of application in the fastest way. Pull-out drawers offer space for up to four L-Boxx cases.

SERIES X-MW



The mobile workbench from KUKKO combines the advantages of clear and secure storage with the provision of a multifunctional working surface for daily needs. The workbench has five heavy-duty drawers.

APPLICATION EXAMPLES



KUKKO Cube with pull-out drawer compartments



The practical tool cabinet of the X-SB series for ideal storage



The mobile workbench of the X-MW series



Case sets guarantee protection of the tools and ideal storage

SERIES K-L-BOXX
K-L-BOXX (EMPTY BOX FROM SORTIMO)


K-L-BOXX-136


K-L-BOXX-238


K-L-BOXX-XL


K-L+BOXX


K-i-BOXX


K-L-BOXX-MINI


L-Schloss-45/35

The portable KUKKO empty box of the K-L-BOXX series from Sortimo offers enough space for a range of tools. For ideal handling and transport, the case is equipped with 2 handles. Particularly practical is the click system, which allows any number of L-BOXXes to be stacked and subsequently transported. With just the push of a button, the L-BOXXes can be quickly separated from each other. Thus, the cases are the perfect mobility and storage solution for craftwork, workshops, and industry.

BENEFITS

- Integrable and combinable with all common Sortimo L-Boxxes
- Thanks to a click system, the suitcases can be connected to each other and thus transported more easily.
- Special foam protects the tool and provides a special organization system

TECHNICAL ATTRIBUTES

#	GTIN	mm/inch	mm/inch	mm/inch	kg	kg/lb	
K-L-BOXX-L-136	-023132	442 17 3/8	357 14 1/16	151 5 15/16	25	2,66 5.865	✓
K-L-BOXX-L-238	-023149	442 17 3/8	375 14 3/4	253 9 15/16	25	3,615 7.971	✓
K-XL-BOXX	-024559	607 23 7/8	395 15 9/16	179 7 1/16	25	3,2 7.056	✓
K-L+BOXX	-002076	442 17 3/8	357 14 1/16	253 9 15/16	25	4,61 10.165	✓
K-i-BOXX	-002021	367 14 7/16	316 12 7/16	72 2 13/16	3	0,985 2.172	✓
K-L-BOXX-MINI	-023156	255 10 1/32	153 6 1/32	63 2 1/2	1,50	0,385 0.849	✓
L-Schloss-45/35	-752261				-	0,8 1.764	✓

SERIES K-A-KT
KUKKO SMALL PARTS CASE



The KUKKO small parts case with high-impact polycarbonate lid on a solid base allows safe storage of small parts. The cases can be customized with insert boxes and/or dividers and can be securely connected with a connecting clasp.

BENEFITS

- Transparent lid closes tightly; no mixing of contents
- Impact-resistant lid made of polycarbonate
- Ergonomic, foldable handle
- Innovative side closure enables a secure locking and connection with additional suitcases.

TECHNICAL ATTRIBUTES

#	GTIN	mm/inch	mm/inch	mm/inch	max. kg	kg/lb	
K-A-KT-440-355-76	-007323	440 17 5/16	355 13 1	76 2 1	36	2,16 4.763	✓
K-A-KT-440-355-144	-007316	440 17 5/16	355 13 1	144 5 11/16	36	0,3 0.662	✓

SERIES K-A-TL
KUKKO TRANSPORT AND STORAGE BOX



The KUKKO transport and storage box offers ample storage space for tools, various accessories, and other workshop supplies.

BENEFITS

- The circulating edge acts locking and self-centering.
- Through the Euromass possibility, logistical advantages are optimally utilized.
- The container is securely sealable and can be used with a padlock.
- Very high chemical resistance as well as high rigidity and strength

TECHNICAL ATTRIBUTES

#	GTIN	mm/inch	mm/inch	mm/inch	kg	kg/lb	
K-A-TL-600-400-185	-007330	600 23 5/8	400 15 3/4	185 7 5/16	17	0,3 0.662	✓

SERIES K-CUBEBOXX
EMPTY WORKSHOP TROLLEY KUKKO-CUBE



The KUKKO-Cube workshop cart is the smart solution for all transport and storage problems and is used in the fields of craftsmanship, workshops, and industry. Equipped with four drawers, the workshop cart can be individually stocked with Sortimo® L-Boxxes. The L-Boxxes are securely stored in the KUKKO-Cube, ensuring ideal storage. The perfect working height of the workshop cart is suitable for assembly work directly on-site. Smooth-rolling and stable load wheels ensure effortless transportation without significant effort.

BENEFITS

- Smooth-rolling extracts as well as self-clamping of the pull-out trays
- Torque-resistant and stable construction of the workshop cart
- Individually customizable with L-Boxxes
- Smooth rolling and stable load rollers
- Non-slip rubber mat for assembly work







TECHNICAL ATTRIBUTES

#	GTIN	mm/inch	mm/inch	mm/inch	kg/lb
K-CubeBoxx	-909986	620 24 7/16	560 22 1/16	1035 40 3/4	43 94.815

SERIES X-MPK



The robust, lightweight plastic platform cart of the X-MPK series is ideal for the fast and safe transport of loads up to 200 kg. With 2 swivel casters and 2 fixed casters as well as a swiveling safety bar, the load remains reliably secured. At only 6.8 kg, the cart is effortless to handle without losing stability. Low-noise elastomer rollers and a grid base ensure quiet rolling and protect the floor from marks. Thanks to the foldable design, it can be stored upright to save space – perfect for the office, workshop, warehouse, or retail.

BENEFITS

- Safe transport: Swiveling safety bar prevents the load from falling off
- Sturdy construction: High load capacity combined with easy handling
- Space-saving: foldable and can be stored upright
- Lightweight and handy: weighs only 6.8 kg and is easy to maneuver
- Safe transport: swiveling safety bracket prevents the load from falling off

TECHNICAL ATTRIBUTES

	GTIN	mm/inch	mm/inch	mm/inch	kg	kg/lb
X-MPK-780	-300109	780 30 11/16	490 19 5/16	162 6 3/8	200	6,8 14.994

SERIES X-MW
MOBILE WORKBENCH WITH FIVE HEAVY-DUTY DRAWERS



The KUKKO mobile workbench combines the advantages of clear and secure storage with the provision of a multifunctional workspace for everyday needs. The workbench features five heavy-duty drawers, an additional storage space with a 9-way adjustable intermediate shelf and permanently mounted door, a replaceable worktop, and a robust back wall. The perforated grid on the back wall provides ample space for tool holders. A centrally located lock secures both the drawers and the door.

BENEFITS

- Mobile workbench on wheels for on-site deployment
- Complete extraction of the drawers with ball bearing telescopic rails
- Heavy-duty drawers with a load capacity of up to 40 kg
- Cable pass-through on the back wall for connecting electronic devices
- Loch grids provide enough space for attaching tool holders.

TECHNICAL ATTRIBUTES

#	GTIN	mm/ inch	mm/ inch	mm/ inch	kg	mm/ inch	mm/ inch	mm/ inch	mm/ inch	mm/ inch		Number of doors	kg/lb
X-MW-179-5	-202803	1590 62 5/8	700 27 9/16	1730 68 1/8	600	500 19 11/16	100, 300 3 15/16, 11 13/16	600 23 5/8	600 23 5/8	1590 62 5/8	5	1	16 35.280

SERIES X-SW
STATIONARY WORKBENCH WITH SIX HEAVY-DUTY DRAWERS



The stationary workbench from KUKKO combines the advantages of clear and safe storage with the provision of a multifunctional workspace for daily needs. The workbench features seven heavy-duty drawers, additional storage with a 9-fold adjustable intermediate shelf and a fixed-mounted door, a replaceable work surface, and a robust back wall. The perforated grid on the back wall provides ample space for attaching tool holders. A centrally arranged lock simultaneously locks the drawers and the door.

BENEFITS

- Mobile workbench on wheels for on-site deployment
- Complete extraction of the drawers with ball bearing telescopic rails
- Heavy-duty drawers with a load capacity of up to 40 kg
- Cable pass-through on the back wall for connecting electronic devices
- Loch grids provide enough space for attaching tool holders.

TECHNICAL ATTRIBUTES

#	GTIN	mm/inch	mm/inch	mm/inch	kg	mm/ inch	mm/inch	mm/ inch	mm/ inch	mm/ inch		kg/lb
X-SW-179-6	-202810	1530 60 1/4	700 27 9/16	1640 64 9/16	1.500	500 19 11/16	100, 200 3 15/16, 7 7/8	600 23 5/8	600 23 5/8	1500 59 1/16	6	12 26.460

SERIES X-LS
BATTERY CHARGING CABINET



The KUKKO locker cabinets with power connection are perfect for the personal and secure storage of battery-operated devices of all kinds. Whether in industry, crafts, offices, schools, universities, or public buildings – thanks to the built-in sockets, batteries can also be charged during storage. This guarantees flexible and immediate usability.

BENEFITS

- Flexible application possibilities with charging options for battery-operated electric machines, BDE devices, laptops, tablets, smartphones, or e-bikes
- Thoughtful ventilation optimal air circulation through front and rear ventilation openings.
- High variety of execution with sockets
- Convincing safety CE compliant
- Secure Lockable Devices remain locked at all times and are protected from unauthorized access.

TECHNICAL ATTRIBUTES

#	GTIN	mm/inch	mm/inch	mm/inch		kg/lb	
X-LS-10	-080227	410 16 1/8	500 19 11/16	1790 70 1/2	10	74 163.170	✓

SERIES X-SB
TOOL CABINET WITH PERFORATED SHEET METAL

The tool cabinet from the X-SB series made of stable sheet metal is used for the safe and organized storage of tools. The perforated grid on the back wall provides enough space for attaching tool holders. The tool cabinet features lockable doors with a cylinder lock as well as a maximum load capacity of 50 kg. The high-quality steel cabinets can be flexibly integrated into various work environments, thus adapting to individual requirements.



BENEFITS

- Robust construction from solid sheet metal guarantees high stability and durability
- Secure storage thanks to lockable doors
- Clear organization ensures quick access
- High load capacity up to 50 kg







TECHNICAL ATTRIBUTES

#	GTIN	mm/inch	mm/inch	mm/inch	kg	Number of doors	kg/lb	
X-SB-65x75	-042058	750 29 1/2	225 8 7/8	650 25 9/16	50	2	0,3 0.662	✓

SERIES X-SB-224
OPERATING EQUIPMENT



The universal puller sets in the tool cabinet of the X-SB-224 series are available in various assortments, equipped with puller and pulling devices, a sliding hammer device, external pullers, as well as internal extractors with a matching counter stay. This makes the sets suitable for external extraction, internal extraction, and for separation pulling of bearings, gears, pulleys, and similar components.

BENEFITS

- Safe and clear storage in the lockable tool cabinet
- Application-oriented configuration for universal pulling







TECHNICAL ATTRIBUTES

#	GTIN	mm/inch	mm/inch	mm/inch	kg	Number of doors	kg/lb	Consists of	DEUTSCHES WERKZEUG FWI
224-676 New	-042072	750 29 1/2	225 8 7/8	650 25 9/16	50	2	42,8 94.374	022-206, 22-0-17, 15-00, 15-2, 203-1, 203-2, 21-2, 21-4, 21-5, 21-6, 68-0, 68-2, GA7-10, X-SB-65x75	✓
224-677 New	-141584	750 29 1/2	225 8 7/8	650 25 9/16	50	2	45 99.225	203-2, 221-G, X-SB-65x75	✓
224-678 New	-141614	750 29 1/2	225 8 7/8	650 25 9/16	50	2	48 105.840	18-1, 18-2, 15-2, 15-1, 221-G, 203-1, 203-2, 19-2-P, X-SB-65x75	✓

SERIES WT-220
BLACKBOARDS



The puller assortment Universal WT-220 is a wall panel equipped with matching tools for application and storage in workshops and industries. The assortment includes a 3-jaw tab puller with oscillating, height adjustable jaws and combination crossbar (series 207) as well as 2-jaw and 3-jaw pullers with conical self-tightening and sliding hammer.

BENEFITS

- Assembly based on years of experience for application in various industries
- Central availability of the products for every employee
- Through the storage on the wall board, the completeness of the range is visible at a glance.

TECHNICAL ATTRIBUTES

#	GTIN	mm/inch	mm/inch	kg/lb	Consists of	
WT-220	-023255	500 19 11/16	1000 39 3/8	1,855 4.090	220-2, 221-4, 207-2, 22-0+17, 699915, WT-000	✓

SERIES 30-20-T
PULLER SET - INDUSTRY - BASIC



The BASIC puller range for industry is a wall panel equipped with suitable tools for application and storage. The range is suitable for external extraction, internal extraction, and bearing separation, making it ideal for versatile use in the industry.

BENEFITS

- Assembly based on years of experience for application in various industries
- Central availability of the products for every employee
- Through the storage on the wall board, the completeness of the range is visible at a glance.

TECHNICAL ATTRIBUTES

#	GTIN	mm/inch	mm/inch	kg/lb	Consists of	
30-20-T	-875717	500 19 11/16	1000 39 3/8	24,2 53.361	20-10, 20-20, 15-2, 1-190-S, 2-300-S, 2-150-E, WT-000	✓

SERIES 30-20+T
PULLER RANGE - INDUSTRY - BASIC+



The BASIC+ puller range for the industry is a wall panel equipped with suitable tools for application and storage. The range is suitable for external extraction, internal extraction, and bearing separation, making it ideal for versatile use in industry.

BENEFITS

- Assembly based on years of experience for application in various industries
- Central availability of the products for every employee
- Through the storage on the wall board, the completeness of the range is visible at a glance.

TECHNICAL ATTRIBUTES

#	GTIN	mm/inch	mm/inch	kg/lb	Consists of	
30-20+T	-141454	500 19 11/16	1000 39 3/8	25,3 55.787	1-92-E, WT-000, 1-192-S, 15-2, 20-10+, 20-20+, 2-302-S	✓

SERIES WT-000
WALL BOARD, UNASSEMBLED



The unfurnished wall board of the series WT is used for clean and tidy storage of KUKKO products in industry and workshops. The board can be stocked in various ways and can be ideally used for organization and overview.

BENEFITS

- Central availability of the products for every employee
- Through the storage at the wall panel, the completeness of the range is clearly visible at a glance.

TECHNICAL ATTRIBUTES

#	GTIN	mm/inch	mm/inch	kg/lb	
WT-000	-890550	500 19 11/16	1000 39 3/8	4,55 10.033	✓

SERIES WT-002
PULLER SET - HYDRAULIC EXTERNAL EXTRACTION - TOP



The TOP puller selection for hydraulic external extraction is a wall panel stocked with suitable tools for use and storage in workshops and industry. The selection includes various 2-jaw and 3-jaw crossbars and hooks that can be combined into different external pullers for various applications, thanks to the KUKKO modular principle. This allows for the removal of any components that sit on a shaft and are accessible from the outside. The included hydraulic spindle also enables the easy and controlled removal of particularly stubborn parts.

BENEFITS

- Assembly based on years of experience for application in various industries
- Central availability of the products for every employee
- Through the storage on the wall board, the completeness of the range is visible at a glance.

TECHNICAL ATTRIBUTES

#	GTIN	mm/inch	mm/inch	kg/lb	Consists of	
WT-002	-890567	500 19 11/16	1000 39 3/8	16 35.280	20-10+, 20-20+, 1-92-E, WT-000	✓

SERIES WT-003
PULLER SET - EXTERNAL EXTRACTION - BASIC



The BASIC puller assortment for external extraction is a wall panel equipped with suitable tools for use and storage in workshops and industry. The assortment includes various 2-jaw and 3-jaw crossbars and hooks that can be combined into different external pullers for various applications, thanks to the KUKKO modular system. This allows for the loosening of any component sitting on a shaft and accessible from the outside.

BENEFITS

- Assembly based on years of experience for application in various industries
- Central availability of the products for every employee
- Through the storage on the wall board, the completeness of the range is visible at a glance.

TECHNICAL ATTRIBUTES

#	GTIN	mm/inch	mm/inch	kg/lb	Consists of	
WT-003	-890574	500 19 11/16	1000 39 3/8	19,65 43.328	20-10+, 20-20+, 1-92-E, WT-000	✓

SERIES WT-003+S
PULLER RANGE - EXTERNAL EXTRACTION - BASIC+



The BASIC+ puller range for external extraction is a wall panel equipped with suitable tools for use and storage in workshops and industry. The range includes various 2-jaw and 3-jaw crossbars and hooks that can be combined into different external pullers for various applications due to the KUKKO modular concept. This allows for the removal of any component that is mounted on a shaft and is freely accessible from the outside. The narrow pulling jaws ensure that tight and hard-to-reach gaps can also be accessed.

BENEFITS

- Assembly based on years of experience for application in various industries
- Central availability of the products for every employee
- Through the storage on the wall board, the completeness of the range is visible at a glance.

TECHNICAL ATTRIBUTES

#	GTIN	mm/inch	mm/inch	kg/lb	Consists of	
WT-003+S	-141461	500 19 11/16	1000 39 3/8	19,39 42.755	20-10+S, 20-20+S, WT-000	✓

SERIES WT-004
PULLER ASSORTMENT - AUTOMOTIVE - BASIC



The BASIC puller range for the automotive is a wall panel stocked with suitable tools for application and storage in workshops and industry. The range includes 2-jaw universal pullers and 3-jaw crossbars and hooks that can be combined into various external pullers for different applications thanks to the KUKKO modular principle. Additionally, specifically designed for use in the automotive sector are nut splitters, ball joint removers, oil filter wrenches, and separator forks.

BENEFITS

- Assembly based on years of experience for application in various industries
- Central availability of the products for every employee
- Through the storage on the wall board, the completeness of the range is visible at a glance.

TECHNICAL ATTRIBUTES

#	GTIN	mm/inch	mm/inch	kg/lb	Consists of	
WT-004	-890581	500 19 11/16	1000 39 3/8	9,4 20.727	30-1-T, 20-1+, 1-92-S, 1-92-E, 108-1, 129-1, 135-2, 43-1, 50-2, 55-1, WT-000	✓

SERIES WT-008
PULLER RANGE - COMMERCIAL VEHICLES - BASIC



The BASIC Puller assortment for Commercial Vehicles is a Wall panel equipped with suitable tools for use and storage in workshop and industry. The assortment includes 2- and 3-jaw crossbars and hooks as well as universal pullers, which, thanks to the KUKKO modular system, can be combined into various external pullers for different applications. Specifically for Commercial Vehicles, a pulling device and a long hydraulic spindle are included to effectively remove even particularly tight-fitting parts.

BENEFITS

- Assembly based on years of experience for application in various industries
- Central availability of the products for every employee
- Through the storage on the wall board, the completeness of the range is visible at a glance.

TECHNICAL ATTRIBUTES

#	GTIN	mm/inch	mm/inch	kg/lb	Consists of	DEUTSCHES WERKZEUG FWI
WT-008	-890604	500 19 11/16	1000 39 3/8	18,1 39.911	20-20, 8-0-621, 15-2, 20-20+, 2-300-S, 2-151-S, 2-302-S, 2-153-S, 2-150-E, WT-000	✓

SERIES WT-010
PULLER SET - NFZ - TOP



The TOP puller range for commercial vehicles is a wall panel that is equipped with suitable tools for application and storage. Specifically included for commercial vehicles are a separator and a puller device, as well as a short hydraulic spindle, nut splitter, and a heavy ball joint extractor.

BENEFITS

- Assembly based on years of experience for application in various industries
- Central availability of the products for every employee
- Through the storage on the wall board, the completeness of the range is visible at a glance.

TECHNICAL ATTRIBUTES

#	GTIN	mm/inch	mm/inch	kg/lb	Consists of	
WT-010	-890628	500 19 11/16	1000 39 3/8	39,5 87.098	18-2, 20-3+, 800, 56-1, 129-4, 3-203-S, WT-000, 15-2, 8-02	✓

SERIES WT-014
PULLER SET - AUTOMOTIVE - CHASSIS



The puller range for chassis in the automotive industry is a wall panel equipped with suitable tools for application and storage in workshops and industry. The range includes the 2-jaw separator “Cobra” with adjustable reach. Additionally, the assortment features separating forks, spreaders, ball joint extractors, and ball joint pullers in various sizes, specifically designed for work on the chassis.

BENEFITS

- Assembly based on years of experience for application in various industries
- Central availability of the products for every employee
- Through the storage on the wall board, the completeness of the range is visible at a glance.

TECHNICAL ATTRIBUTES

#	GTIN	mm/inch	mm/inch	kg/lb	Consists of	
WT-014	-890635	500 19 11/16	1000 39 3/8	15,3 33.737	210-1, 129-0, 129-0-25, 129-1, 129-4, 128-1, 128-2, 128-3, 135-1, 145-2, 145-3, WT-000	✓

SERIES WT-017
PULLER SET - INTERNAL EXTRACTOR - BASIC



The BASIC puller range for internal extraction is a wall panel equipped with suitable tools for application and storage in workshops and industries. The range includes numerous 2-jaw internal extractors, as well as internal extractors with segmented gripping edges, sliding hammers, and counter stays in various sizes, along with two retaining ring pliers. Internal parts of various sizes can be safely and versatilely extracted.

BENEFITS

- Assembly based on years of experience for application in various industries
- Central availability of the products for every employee
- Through the storage on the wall board, the completeness of the range is visible at a glance.

TECHNICAL ATTRIBUTES

#	GTIN	mm/inch	mm/inch	kg/lb	Consists of	DEUTSCHES WERKZEUG FWI
WT-017	-141478	500 19 11/16	1000 39 3/8	2,93 6.461	22-0-05, 22-0-17, 22-1, 22-2, 21-1, 21-2, 21-3, 21-4, 21-5, 21-6, 21-7, 21-8, 21-1-E, 21-2-E, 21-3-E, 21-4-E, 21-5-E, 728K-A2, 729K-J2, WT-000	✓

SERIES WT-018
PULLER RANGE - INTERNAL EXTRACTOR - TOP



The TOP puller set for internal extraction is a wall panel equipped with appropriate tools for application and storage in workshops and industry. The set includes numerous 2-jaw internal extractors in 8 different sizes, as well as counter stays and universal pullers in various sizes, puller sleeves for grooved ball bearing inner rings, and an additional hydraulic press. Even particularly stubborn internal parts of various sizes can be extracted safely and versatilely this way.

BENEFITS

- Assembly based on years of experience for application in various industries
- Central availability of the products for every employee
- Through the storage on the wall board, the completeness of the range is visible at a glance.

TECHNICAL ATTRIBUTES

#	GTIN	mm/inch	mm/inch	kg/lb	Consists of	
WT-018	-141485	500 19 11/16	1000 39 3/8	22,735 50.131	43-1, 22-1, 22-2, 21-1, 21-2, 21-3, 21-4, 21-5, 21-6, 21-7, 21-8, 23, WT-000, 20-1+, 20-2+, 9-1	✓

SERIES WT-019
PULLER SET - BEARING SEPERATOR



The puller range for separation pulling is a wall panel equipped with suitable tools for application and storage in workshops and industry. The range includes the 2-jaw bearing puller “Cobra” in two different sizes, as well as several separation and pulling devices. This allows parts to be gently separated from the seat before they can then be pulled out from the outside.

BENEFITS

- Assembly based on years of experience for application in various industries
- Central availability of the products for every employee
- Through the storage on the wall board, the completeness of the range is visible at a glance.

TECHNICAL ATTRIBUTES

#	GTIN	mm/inch	mm/inch	kg/lb	Consists of	
WT-019	-141492	500 19 11/16	1000 39 3/8	22,68 50.009	204-0, 17-1, 17-2, 18-1, 18-2, 210-1, WT-000	✓

SERIES WT-020
CLAMPING ASSORTMENT - ALL-STEEL - PREMIUM



The premium all-steel clamping range is a wall panel equipped with matching tools for use and storage in workshops and industry. The range includes various VIRIDIS all-steel screw clamps with a 3K comfort grip, as well as VIRIDIS all-steel lever clamps. With these, multiple workpieces can be held and clamped gently, effortlessly, and safely.

BENEFITS

- Assembly based on years of experience for application in various industries
- Central availability of the products for every employee
- Through the storage on the wall board, the completeness of the range is visible at a glance.

TECHNICAL ATTRIBUTES

#	GTIN	mm/inch	mm/inch	kg/lb	Consists of	DEUTSCHES WERKZEUG FWI
WT-020	-141508	500 19 11/16	1000 39 3/8	27,7 61.079	469+0160-080, 469+0250-100, 469+0250-120, 469+0300-140, 472H0200-100, WT-000	✓

SERIES WT-021
CLAMPING RANGE - DUCTILE IRON - PREMIUM



The Premium ductile cast clamp range is a wall panel stocked with suitable tools for use and storage in workshops and industry. The range includes various ductile cast screw clamps VIRIDIS with a 3K comfort grip. These allow for several workpieces to be held and clamped gently and securely.

BENEFITS

- Assembly based on years of experience for application in various industries
- Central availability of the products for every employee
- Through the storage on the wall board, the completeness of the range is visible at a glance.

TECHNICAL ATTRIBUTES

#	GTIN	mm/inch	mm/inch	kg/lb	Consists of	
WT-021	-141515	500 19 11/16	1000 39 3/8	0,3 0.662	490+0160-080, 490+0250-100, 490+0250-120, 490+0300-140, WT-000	✓

SERIES WT-030
PULLER SET - AUTOMOTIVE - AXLE



The Puller assortment for axles in the automotive industry is a Wall panel equipped with suitable tools for use and storage in workshops and industry. The assortment includes a puller with a pair of extensions, as well as a matching pulling device, internal extractor and counter stay in large version, specifically for working on axles.

BENEFITS

- Assembly based on years of experience for application in various industries
- Central availability of the products for every employee
- Through the storage on the wall board, the completeness of the range is visible at a glance.

TECHNICAL ATTRIBUTES

#	GTIN	mm/inch	mm/inch	kg/lb	Consists of	
WT-030	-893490	500 19 11/16	1000 39 3/8	27,91 61.542	15-3, 18-3, 19-3-P, 22-4, 21-89, WT-000	✓

SERIES WT-031
PULLER SET - NFZ - AXLE





The puller assortment for axles in Commercial Vehicles is a Wall panel that is equipped with suitable tools for use and storage in workshops and industry. The assortment includes an extra-large puller specifically for working on axles of Commercial Vehicles, as well as the corresponding pressure pieces, connecting nuts, and spindle inserts.

BENEFITS

- Assembly based on years of experience for application in various industries
- Central availability of the products for every employee
- Through the storage on the wall board, the completeness of the range is visible at a glance.

TECHNICAL ATTRIBUTES

#	GTIN	mm/inch	mm/inch	kg/lb	Consists of	
WT-031	-914584	500 19 11/16	1000 39 3/8	27,96 61.652	18-4, VM2215-58, 18-4S0117, 18-4S0217, WT-000	✓

SERIES WT-50
PULLER SET - INDUSTRY - TOP



The TOP puller range for the industry is a wall panel equipped with suitable tools for application and storage. The range can be combined into various external pullers for different applications thanks to the KUKKO modular principle.

BENEFITS

- Assembly based on years of experience for application in various industries
- Central availability of the products for every employee
- Through the storage on the wall board, the completeness of the range is visible at a glance.

TECHNICAL ATTRIBUTES

#	GTIN	mm/inch	mm/inch	kg/lb	Consists of	
WT-50	-951114	500 19 11/16	1000 39 3/8	26,44 58.300	1-V-150-S, 2-V-150-S, 1-92-E, WT-000, 15-2, 18-2, 20-10+, 20-20+, 9-1	✓

SERIES WT-1-INDUSTRIE
PULLER RANGE - INDUSTRY



The puller assortment for industry is a Wall panel equipped with suitable tools for use and storage in workshops and industry. The assortment includes various 2-jaw and 3-jaw universal pullers, as well as internal extractors and, to match them, a sliding hammer and counter stay. Together with the included pulling device and a Nut splitter, the assortment is suitable for external extraction, internal extraction, and separating extraction, making it ideal for versatile use in industry.

BENEFITS

- Assembly based on years of experience for application in various industries
- Central availability of the products for every employee
- Through the storage on the wall board, the completeness of the range is visible at a glance.

TECHNICAL ATTRIBUTES

#	GTIN	mm/inch	mm/inch	kg/lb	Consists of	
WT-1-INDUSTRIE	-003608	500 19 11/16	1000 39 3/8	21,9 48.290	20-1+, 20-10+, 20-2+, 21-2, 21-3, 21-4, 21-5, 22-0-05, 22-1, 43-1, 43-2, 43-3, 43-11, 43-12, 43-13, 44-1, 45-1, 55-2, WT-000, 15-0, 18-0	✓

SERIES WT-43-44-45/12 BLACKBOARDS



The puller range is a wall panel equipped with matching tools for application and storage in workshops and industry. The range includes a total of 12 handy pullers with force-amplifying and self-centering jaws for universal use. Manual tightening of the spindle guarantees self-centering of the jaws (Autogrip Technology).

BENEFITS

- Assembly based on years of experience for application in various industries
- Central availability of the products for every employee
- Through the storage on the wall board, the completeness of the range is visible at a glance.

TECHNICAL ATTRIBUTES

#	GTIN	mm/inch	mm/inch	kg/lb	Consists of	DEUTSCHES WERKZEUG FWI
WT-43-44-45/12	-023354	500 19 11/16	1000 39 3/8	0,3 0.662	43-1, 43-2, 43-3, 44-2, 44-3, 44-4, 43-11, 43-12, 43-13, 45-2, 45-3, 45-4, WT-000	✓

SERIES EVLW-INDUSTRIE-BASIC
SALES WALL INDUSTRY BASIC



The sales wall Industry serves the optimal presentation of KUKKO tools in your store. The illuminated sales wall is stocked with an assortment that has been compiled based on years of experience for use in the industry. In addition to pullers, the range also includes internal extractors, sliding hammers, counter stays, separation and puller devices, bearing pullers, and nut splitters. Together with the two case sets, customers in the industry should be able to find the right product for their needs.

BENEFITS

- KUKKO is happy to support you in the setup and training of your employees regarding the respective products and pulling principles. Contact us and get personalized advice.
- Simple reorder of the sold products through clear labeling
- Complete overview at a glance

TECHNICAL ATTRIBUTES

#	GTIN	mm/inch	mm/inch	mm/inch	kg/lb	Consists of	
EVLW-INDUSTRIE-BASIC	-123689	1030 40 9/16	550 21 5/8	2250 88 9/16	123 271.215	8-0-621, 9-1, 12-1, 12-2, 14-3, 17-0, 17-1, 18-0, 18-1, 20-10+, 20-20+, 20-1+S-T, 21-0, 21-01, 21-1, 21-2, 21-3, 21-4, 21-5, 21-6, 22-0-05, 22-0-17, 22-1, 22-2, 30-1+S, 30-2+S, 41-0, 41-2, 41-3, 42-0, 42-2, 42-3, 43-1, 43-3, 43-11, 44-1, 44-3, 55-0, 55-1, 55-2, 55-3, 55-4, 56-2, 204-0, 204-02, 210-1, 219-1, K-2030-10+S, K-70-C	✓

SERIES EVLW-2-INDUSTRIE
SALES WALL INDUSTRY



The sales wall Industry serves the optimal presentation of KUKKO tools in your store. The illuminated sales wall is stocked with an assortment that has been compiled based on years of experience for use in the industry. In addition to pullers, the range also includes internal extractors, sliding hammers, counter stays, separation and puller devices, bearing pullers, and nut splitters. Together with the two case sets, customers in the industry should be able to find the right product for their needs.

BENEFITS

- KUKKO is happy to assist you in building and training your employees on the respective products and pulling principles. Contact us and let us provide you with personalized advice.
- Simple reordering of sold products through clear labeling
- Complete overview at a glance

TECHNICAL ATTRIBUTES

#	GTIN	mm/inch	mm/inch	mm/inch	kg/lb	Consists of	
EVLW-2-INDUSTRIE	-141522	1030 40 9/16	550 21 5/8	2250 88 9/16	0,3 0.662	8-0-621, 9-1, 12-1, 12-2, 14-3, 17-0, 17-1, 18-0, 18-1, 20-10+, 20-20+, 20-1+S-T, 21-0, 21-01, 21-1, 21-2, 21-3, 21-4, 21-5, 21-6, 22-0-05, 22-0-17, 22-1, 22-2, 30-1+S, 30-2+S, 41-0, 41-2, 41-3, 42-0, 42-2, 42-3, 43-1, 43-3, 43-11, 44-1, 44-3, 55-0, 55-1, 55-2, 55-3, 55-4, 56-2, 204-0, 204-02, 210-1, 219-1, K-2030-10+S, K-70-C	✓

SERIES EVLW-2-KFZ
VEHICLE SALES WALL



The sales wall Automotive serves the optimal presentation of KUKKO tools in your store. The illuminated sales wall is equipped with an assembly that has been compiled based on many years of experience for use in the automotive sector.

BENEFITS

- KUKKO is happy to support you in the setup and training of your employees regarding the respective products and pulling principles. Contact us and get personalized advice.
- Simple reorder of the sold products through clear labeling
- Completeness at a glance

TECHNICAL ATTRIBUTES

#	GTIN	mm/inch	mm/inch	mm/inch	kg/lb	Consists of	
EVLW-2-KFZ	-141539	1030 40 9/16	550 21 5/8	2250 88 9/16	11 24.255	17-1, 18-1, 20-10+, 20-20+, 20-3+, 20-1+S-T, 21-1, 21-2, 21-3, 21-4, 21-5, 21-6, 21-7, 22-0-05, 22-0-17, 22-1, 22-2, 43-3, 43-13, 48, 54-2, 54-3, 128-F-SW, 128-2, 128-3, 129-0-25, 129-1, 204-0, 204-V, 210-1, 210-2, K-2030-10+S, K-22-A, 9-1	✓

SERIES EVLW-2-NFZ
SALES WALL NFZ / AUTOMOTIVE / AGRICULTURAL MACHINERY



The sales display Automotive / Commercial Vehicles / Agricultural Machinery serves the optimal presentation of KUKKO tools in your store. The illuminated sales display is equipped with an assortment compiled from years of experience specifically for use on commercial vehicles.

BENEFITS

- KUKKO is happy to support you in the setup and training of your employees regarding the respective products and pulling principles. Contact us and get personalized advice.
- Simple reorder of the sold products through clear labeling
- Completeness at a glance

TECHNICAL ATTRIBUTES

#	GTIN	mm/inch	mm/inch	mm/inch	kg/lb	Consists of	
EVLW-2-NFZ	-141546	1030 40 9/16	550 21 5/8	2250 88 9/16	0,3 0.662	9-2, 17-1, 18-1, 20-10+, 20-20+, 20-3+, 20-1+S-T, 21-1, 21-2, 21-3, 21-4, 21-5, 21-6, 21-7, 22-1, 22-2, 22-0-05, 22-0-17, 43-3, 43-13, 48, 54-2, 54-3, 128-F-SW, 128-3, 128-4, 128-5, 129-0-25, 129-3, 204-V, 204-0, 210-1, 210-2, 129-5, K-2030-20, K-16, 9-1	✓

SERIES 999-H
DEMO CUBE



The demo cube is suitable for general presentation purposes as well as product training. Due to its hexagonal design, the demo cube is a very special eyecatcher. Whether in the showroom, in the exhibition hall or on the reception counter in the specialist trade – the demo cube provides an eye-catcher. Equipped with different ball bearings and various pullers, the demo cube offers multifunctional application possibilities (external extraction, internal extraction, bearing seperator, ball bearing-Removing and ball joint pressing).







TECHNICAL ATTRIBUTES

#	GTIN	mm/inch	mm/inch	mm/inch	ISO	Number of demos	Pulling principle	kg/lb	Sample parts	
999-H	-283543	337 13 1/4	332 13 1/16	332 13 1/16	6306	6	External extraction, Bearing separator, Internal extractor, Ball bearing puller, Ball joint	19,88 43.835	204-02, 18-1, 15-1, 21-5, 70-3, 70-731, 128-4	✓


KUKKO
Since 1919
09
60
SELECTHOR 60
WWW.KUKKO.COM
HICKORY
WOOD



HAMMERS

Whether for precise alignment, processing and positioning of impact-sensitive surfaces or various assembly, repair, and maintenance tasks – KUKKO offers the perfect solution for every application.

Hammers include:
- Soft-face hammers "SELECTHOR"
- Soft-face hammers



KUKKO // *Pull forward*

SERIES SELECTHOR & 343

SOFT-FACE HAMMERS

APPLICATION

Soft-face hammers are the ideal choice for precise working, aligning, and positioning of impact-sensitive surfaces. Depending on the surface, various impact inserts made of rubber, plastic, or nylon with different hardness grades can be chosen. The anti-rebound inlay guarantees optimal striking force with minimal stress on the joints. Soft-face hammers are multifunctional and can be used across various industries.

FEATURES OF THE SERIES

SERIES SELECTHOR



Soft-face hammer with interchangeable impact inserts

Description

With the Selecthor KU soft-face hammer featuring plastic impact inserts, impact-sensitive surfaces can be precisely worked, positioned, and aligned. The impact inserts are universal and are primarily used for assembly/repair/maintenance tasks, sheet metal work, prefab construction, carpentry, scaffolding, and tent construction. For even more versatile work, the soft-face hammer can be combined with impact inserts made of rubber and/or nylon. The innovative anti-rebound inlay ensures optimal striking power with minimal strain on the joints.

Application area

For precise working, positioning, and aligning of different surfaces.

Benefits

- Rebound-free while simultaneously increasing striking energy in sizes D30 - D80
- Joint-friendly due to anti-rebound inlay
- Sturdy and precise fine-cast housing made from high-grade tempered steel
- Ergonomically designed handles made from durable hickory wood
- Oil- and grease-resistant inserts
- No splintering on the inserts

SERIES 343



Rebound-free soft-face hammer Rubber

Description

With the rebound-free soft-face hammer, various surfaces can be precisely worked, positioned, and aligned. The soft-face hammer is mainly used for assembly/repair/maintenance of sensitive materials that must not be damaged. The steel ball filling inside the hammer head guarantees optimal striking power with minimal stress on the joints. Made from durable nitrile rubber. The operating temperature range is between -20 °C to 90°C.

Application area

For precise working, positioning, and aligning of different surfaces.

Benefits

- Knurled surface on the handle guarantees ideal grip
- Completely rebound-free
- Joint-friendly work

STRUCTURE



IMPACT INSERTS

RUBBER INSERT
POLYURETHANE (PU)

Hardness grade ●●○○○
Wear-resistant ●●●○○



Application areas
- Construction/landscaping
- Setting curbstones
- Paving work
- Drywall construction
- Laying floor tiles

PLASTIC INSERT
CELLULOSE ACETATE (CA)

Hardness grade ●●●○○
Wear-resistant ●●●○○



Application areas
- Tool & machine construction
- Edge-bending & bending work
- Body construction
- Loosening tires/rims
- Positioning workpieces

NYLON INSERT
NYLON POLYAMIDE 6 (PA 6)

Hardness grade ●●●●○
Wear-resistant ●●●●●



Application areas
- Foundries
- Mold making
- Automobile repair
- Road construction
- Heavy industry

ANTI-REBOUND PRINCIPLE OF THE SOFT-FACE HAMMERS

1. THE IMPACT STROKE PHASE

The micro-fine metal balls in the anti-rebound inlay are moved back by centrifugal force.



2. THE IMPACT PHASE

The impact insert strikes the material and the metal balls move in the direction of the impact point.



3. THE ANTI-REBOUND EFFECT

Now, the full mass of the anti-rebound inlay is thrust forward, generating 1.5 times the striking energy. At the same time, a rebound of the Selecthor is prevented.



SET



K-Selecthor



Contents of the K-Selecthor

The set includes various impact inserts made of rubber, plastic, and nylon, allowing them to be combined or exchanged depending on the application. The impact inserts are wear-resistant, dampening, and last longer than a conventional rubber hammer. They are especially used in landscaping/construction, paving work, setting curbstones, brickwork and steps, as well as fencing, scaffolding, tent construction, prefab construction, carpentry, and for maintenance/repair work.

APPLICATION EXAMPLES



Use of a Selecthor soft-face hammer when laying paving stones



Installation of a gearbox bearing with a Selecthor soft-face hammer in combination with the 71-L

SERIES 3-KU-KU-1
SCHONHAMMER "SELECTHOR" KU



With the Selecthor KU soft-face hammer with plastic impact inserts, sensitive surfaces can be precisely processed, positioned, and aligned. The impact inserts are universally usable and are particularly used for assembly, repair, and maintenance work.

BENEFITS

- Impact-free while simultaneously increasing the impact energy in sizes D30 - D80
- Joint-friendly through anti-kickback inlay
- Stable and precise investment casting housing made of high-quality alloy steel
- Ergonomically designed handles made of durable hickory wood
- High-quality screws with spring washer to prevent accidental loosening





TECHNICAL ATTRIBUTES

#	GTIN	L mm/inch	mm/inch	kg	mm/inch		kg/lb	
3-030111-KU-KU-1	-020186	300 11 13/16	92 3 5/8	0,02	30 1 3/16	75	0,785 1.731	✓
3-040111-KU-KU-1	-020230	330 12 63/64	116 4 9 /16	0,06	40 1 9/16	75	0,762 1.680	✓
3-050111-KU-KU-1	-020278	380 14 15/16	138 5 7 /16	0,14	50 1 15/16	75	1,32 2.911	✓
3-060111-KU-KU-1	-020322	410 16 1/8	149 5 7 /8	0,21	60 2 3/8	75	1,758 3.876	✓

SERIES 3-GU-GU-1
SCHONHAMMER "SELECTHOR" GU



With the Selecthor GU soft-face hammer featuring rubber impact inserts, sensitive surfaces can be precisely treated, positioned, and aligned. The impact inserts are wear-resistant, dampening, and last longer than a conventional rubber hammer.

BENEFITS

- Free from backlash while simultaneously increasing impact energy in sizes D30 - D80
- Joint-friendly through anti-rebound inlay
- Stable and precise die-cast housing made of high-quality alloy steel
- Ergonomically designed handles made of durable hickory wood
- High-quality screws with spring washer to prevent accidental loosening





TECHNICAL ATTRIBUTES

#	GTIN	mm/inch	mm/inch	kg	mm/inch		kg/lb	
3-030111-GU-GU-1	-020179	300 11 13/16	92 3 5/8	0,02	30 1 3/16	50	0,4 0.882	✓
3-040111-GU-GU-1	-020216	330 12 63/64	116 4 9 /16	0,06	40 1 9/16	50	0,76 1.676	✓
3-050111-GU-GU-1	-020261	380 14 15/16	138 5 7 /16	0,14	50 1 15/16	50	1,325 2.922	✓
3-060111-GU-GU-1	-020315	410 16 1/8	149 5 7 /8	0,21	60 2 3/8	50	1,75 3.859	✓
3-080111-GU-GU-1	-020353	500 19 11/16	175 6 7 /8	0,6	80 3 1/8	50	3,768 8.308	✓
3-080112-GU-GU-1	-003325	900 35 7/16	175 6 7 /8	0,6	80 3 1/8	50	4,45 9.812	✓

SERIES 3-GU-KU-1
INTERCHANGEABLE HAMMER HEADS WITH REPLACEABLE IMPACT INSERTS







With the Selecthor GU soft-face hammer featuring rubber impact inserts, sensitive surfaces can be precisely treated, positioned, and aligned. The impact inserts are wear-resistant, dampening, and last longer than a conventional rubber hammer.

BENEFITS

- Free from backlash while simultaneously increasing impact energy in sizes D30 - D80
- Joint-friendly through anti-rebound inlay
- Stable and precise investment casting housing made of high-quality alloy steel
- Ergonomically designed handles made of durable hickory wood
- High-quality screws with spring washer to prevent accidental loosening

TECHNICAL ATTRIBUTES

#	GTIN	mm/inch	mm/inch	kg	mm/inch		kg/lb	
3-040111-GU-KU-1	-039508	330 12 63/64	116 4 9 /16	0,06	40 1 9/16	50	0,76 1.676	✓

SERIES 3-NY-NY-1
SCHONHAMMER "SELECTHOR" NY



With the Selecthor NY soft-face hammer featuring nylon impact inserts, sensitive surfaces can be precisely processed, positioned, and aligned. The impact inserts are particularly used in tool and machine construction, during bending and folding work, or for loosening tires/wheels.

BENEFITS

- Free from backlash while simultaneously increasing impact energy in sizes D30 - D80
- Joint-friendly through anti-kickback inlay
- Stable and precise investment casting housing made of high-quality alloy steel
- Ergonomically designed handles made of durable hickory wood
- High-quality screws with spring washer against accidental loosening







TECHNICAL ATTRIBUTES

#	GTIN	mm/inch	mm/inch	kg	mm/inch		kg/lb	
3-030111-NY-NY-1	-039492	300 11 13/16	92 3 5/8	0,02	30 1 3/16	85	0,4 0.882	✓
3-040111-NY-NY-1	-039515	330 12 63/64	116 4 9 /16	0,06	40 1 9/16	85	0,76 1.676	✓
3-050111-NY-NY-1	-039522	380 14 15/16	138 5 7 /16	0,14	50 1 15/16	85	1,32 2.911	✓
3-060111-NY-NY-1	-039553	410 16 1/8	149 5 7 /8	0,21	60 2 3/8	85	1,72 3.793	✓
3-080111-NY-NY-1	-039560	500 19 11/16	175 6 7 /8	0,6	80 3 1/8	85	3,7 8.159	✓
3-080112-NY-NY-1	-003349	900 35 7/16	175 6 7 /8	0,6	80 3 1/8	85	3,94 8.688	✓

SERIES 3-NY-NY-0
PROPOSAL SOFT-FACE HAMMER "SELECTHOR"



BENEFITS

- 50 percent more impact power compared to conventional soft-face hammers
- Absolutely impact-free
- Joint-friendly working
- Ergonomically designed handles made of durable hickory wood
- High-quality screws with spring washer against accidental loosening

TECHNICAL ATTRIBUTES

#	GTIN	mm/inch	mm/inch	kg	mm/inch		kg/lb	
3-100111-NY-NY-0	-003356	1020 47 1/4	204 8 1 /16	0	100 3 15/16	85	6,19 13.649	✓
3-125111-NY-NY-0	-003363	1020 47 1/4	204 8 1 /16	0	125 4 15/16	85	6,37 14.046	✓

SERIES K-SELECTHOR
SELECTHOR SOFT-FACE HAMMER IN THE CASE SET WITH INTERCHANGEABLE IMPACT INSERTS



With the soft-face hammer Selecthor in the puller set K-Selecthor, impact-sensitive surfaces can be precisely processed, positioned, and aligned. The impact inserts are low-wear, damping, and last longer than a conventional rubber hammer.

BENEFITS

- Impact-free while simultaneously increasing the impact energy in sizes D30 - D80
- Joint-friendly through anti-kickback inlay
- Stable and precise investment casting housing made of high-quality alloy steel
- Ergonomically designed handles made of durable hickory wood
- High-quality screws with spring washer to prevent accidental loosening







TECHNICAL ATTRIBUTES

#	GTIN	mm/inch	mm/inch	kg	mm/inch		kg/lb	Consists of	
K-SELECTHOR-01	-040320	300 11 13/16	116 4 9/16	0,01	40 1 9/16	45/75/82	4,565 10.066	3-040111-GU-KU-1	✓

SERIES 3010-21
GUMMY IMPACT INSERT



The impact insert made of rubber with a hardness of Shore 50D is a very low-wear, damping insert that lasts significantly longer than a conventional rubber hammer. The rubber impact insert is used, among other things, in gardening/landscaping and paving work. The impact inserts are available in sizes D30 to D80.

BENEFITS

- Oil and fat resistant
- No chipping

TECHNICAL ATTRIBUTES

#	GTIN	mm/inch			kg/lb	
30103021	-021022	30 1 3/16	3-030111-KU-KU-1, 3-030111-NY-NY-1	50	0,35 0.772	✓
30104021	-021039	40 1 9/16	3-040111-KU-KU-1, 3-040111-NY-NY-1	50	0,6 1.323	✓
30105021	-021046	50 1 15/16	3-050111-KU-KU-1, 3-050111-NY-NY-1	50	0,1 0.221	✓
30106021	-021053	60 2 3/8	3-060111-KU-KU-1, 3-060111-NY-NY-1	50	0,18 0.397	✓
30108021	-021060	80 3 1/8	3-080111-NY-NY-1, 3-080112-NY-NY-1	50	0,318 0.701	✓

SERIES 3020-21
NYLON IMPACT INSERT



The white impact insert nylon with a hardness of Shore 85D is a very hard, durable insert with very high strength. The nylon impact insert is used in foundries, in mold making, in automotive repairs, in road construction, and in heavy industry. The impact inserts are available in sizes D30 to D125.

BENEFITS

- Oil and grease resistant
- No chipping

TECHNICAL ATTRIBUTES

#	GTIN	mm/inch			kg/lb	
30203021	-021077	30 1 3/16	3-030111-GU-GU-1, 3-030111-KU-KU-1, K-SELECTHOR-01	85	0,3 0.662	✓
30204021	-021084	40 1 9/16	3-040111-GU-GU-1, 3-040111-KU-KU-1, 3-040111-GU-KU-1	85	0,6 1.323	✓
30205021	-021091	50 1 15/16	3-050111-GU-GU-1, 3-050111-KU-KU-1	85	0,15 0.331	✓
30206021	-021107	60 2 3/8	3-060111-GU-GU-1, 3-060111-KU-KU-1	85	0,18 0.397	✓
30208021	-021114	80 3 1/8	3-080111-GU-GU-1, 3-080112-GU-GU-1	85	0,32 0.706	✓
30210021	-004759	100 3 15/16	-	85	0,665 1.466	✓
30212521	-004766	125 4 15/16	-	85	0,665 1.466	✓

SERIES 3040-21
PLASTIC IMPACT INSERT



The impact insert made of plastic with a hardness of Shore 75D has a special strength and is designed for universal use. The plastic impact inserts are used, among other things, in tool and machine engineering. The impact inserts are available in sizes D30 to D60.

BENEFITS

- Oil and grease resistant
- No chipping

TECHNICAL ATTRIBUTES

#	GTIN	mm/inch			kg/lb	
30403021	-021121	30 1 3/16	3-030111-GU-GU-1, 3-030111-NY-NY-1, K-SELECTHOR-01	75	0,2 0.441	✓
30404021	-021145	40 1 9/16	3-040111-GU-GU-1, 3-040111-NY-NY-1, 3-040111-GU-KU-1	75	0,65 1.433	✓
30405021	-021152	50 1 15/16	3-050111-GU-GU-1, 3-050111-NY-NY-1	75	0,115 0.254	✓
30406021	-021169	60 2 3/8	3-060111-GU-GU-1, 3-060111-NY-NY-1	75	0,28 0.617	✓

SERIES 343
NON-REBOUND SOFT-FACE HAMMER RUBBER



With the recoil-free soft-face hammer, various surfaces can be processed, positioned, and aligned precisely. The soft-face hammer is used for assembly, repair, and maintenance work on sensitive materials that must not be damaged. The steel ball filling inside the hammer head guarantees optimal impact power with minimal strain on the joints. Made of durable nitrile rubber. The operating temperature ranges from -20 °C to 90 °C.

BENEFITS

- Knurling on the handle guarantees ideal grip
- Absolutely impact-free
- Joint-friendly working
- Flexibly applicable impact inserts
- Hammers do not break or split

TECHNICAL ATTRIBUTES

#	GTIN	mm/inch	mm/inch		kg/lb	
343-050	-911119	320 12 5/8	50 1 15/16	85	0,82 1.808	✓
343-060	-911126	360 14 3/16	60 2 3/8	85	1,265 2.789	✓


Hickory
GURKO



NON-SPARKING

Non-sparking tools are used in various fields where there is a potential fire and explosion hazard due to sparking (e.g. in metalworking, the chemical industry, mining, the gas industry, and aerospace). The tools made from aluminum bronze are designed so that they do not produce sparks during application.

KUKKO // *Pull forward*

NON-SPARKING TOOLS



Occupational safety in ATEX zones - reliable and tested

As one of the leading suppliers of Non-Sparking and non-magnetic tools, we offer you a high-quality product range developed specifically for use in potentially explosive environments. Our tools are made from tested special alloys, aluminum bronze and copper-beryllium.

Both material groups are tested by the Federal Institute for Materials Research and Testing (BAM) and approved for use in ATEX zones 1/21 and 2/22 according to Directive 1999/92/EC.

Safety instructions for the use of Non-Sparking tools

For the safe use of our tools in potentially explosive areas, please observe the following instructions:

- **Non-Sparking tools do not replace comprehensive safety measures.**
  Using these tools is just one part of your safety concept. Please also observe all regulations of your insurance association as well as national and international directives.
- **Handle with care:**
  Due to their material properties, Non-Sparking tools are softer and more sensitive than conventional tools. Avoid overloading or improper use to prevent damage or premature wear.
- **Special caution when reworking copper-beryllium tools:**
  Grinding, milling, or other mechanical reworking can generate hazardous beryllium dust. Therefore, the following safety precautions are mandatory:
  - Effective extraction or ventilation at the workplace
  - Use suitable respiratory masks
  - Use lubricants to reduce dust generation

Please ensure that you are fully informed about the occupational safety measures required for the processing of beryllium.

- **Safe use during normal operation:**
  When used properly and without mechanical reprocessing, there is no health risk from copper-beryllium tools.



NEED A CUSTOM SOLUTION? WE ARE HAPPY TO OFFER PERSONAL ADVICE:

info@kukko.com

APPLICATION

Non-Sparking tools made from high-quality special alloys such as copper-beryllium or aluminum bronze are particularly suited for use in potentially explosive areas, as they do not create sparks even in mechanical contact with metal surfaces. The Non-Sparking range from KUKKO includes various hand tools such as pullers, open-end wrenches, screwdrivers and much more. Depending on the application, there are also specially composed suitcase sets (Basic, Metalworker, Spray Booth). Each suitcase set contains a 3-jaw Puller for pulling ball bearings, pulleys, gears, and similar components.

Benefits

- Safe use in hazardous (ATEX) zones
- Application-oriented composition for universal use
- The set case makes it easy to check completeness

CONSTRUCTION OF THE NON-SPARKING PULLER 202-1-F

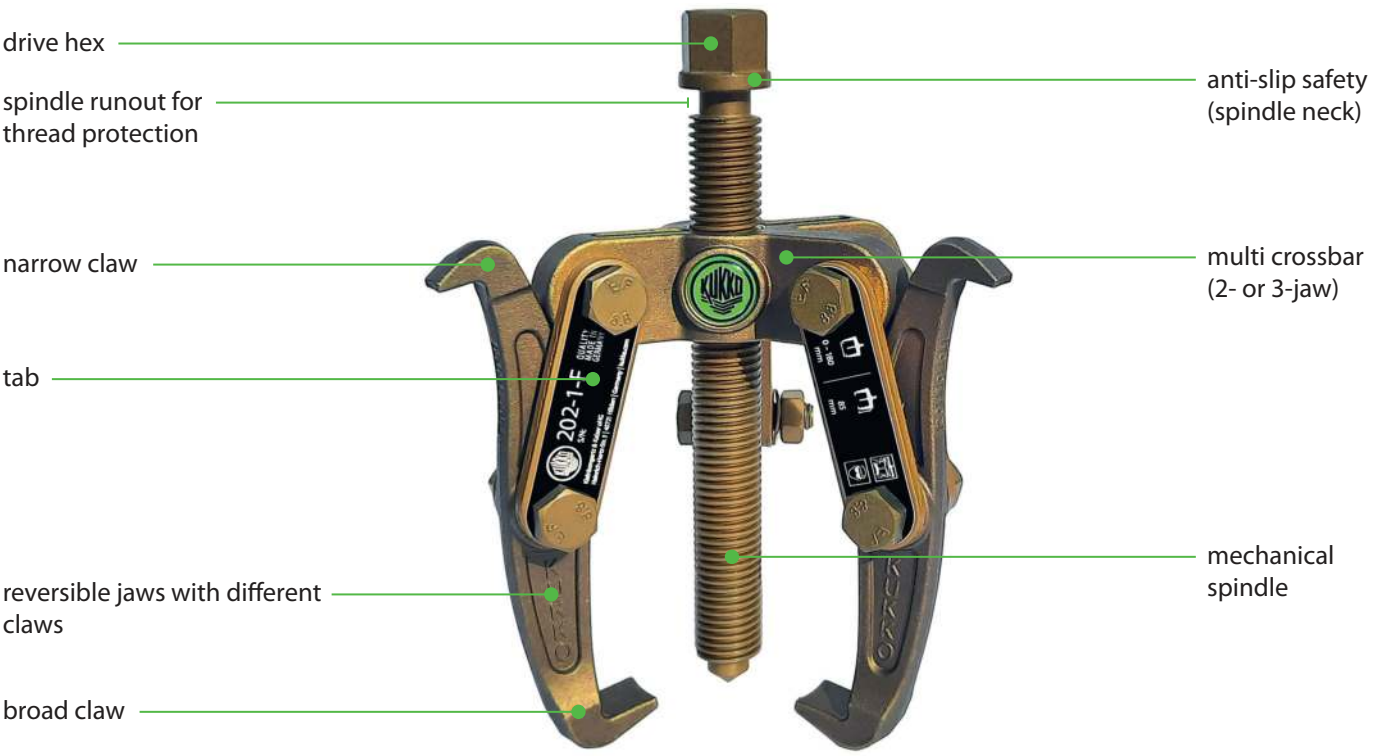

SETS

BASIC SET

The 30-piece basic set for metalworking, chemical industry, mining, gas industry, as well as aerospace. Included in the set: a 3-jaw puller, a hammer, an 8-piece allen key set, a ratchet with extension and 9 sockets, 4 screwdrivers, 4 double open-end wrenches and water pump pliers.



K-200-1-F

METALWORKER SET

The 31-piece Non-Sparking set for metal and metalworker's jobs. The set includes: a 3-jaw puller, a hammer, a wire brush, an 8-piece allen key set, a ratchet with two extensions and 12 sockets, 4 screwdrivers, 5 double open-end wrenches, a side cutter, a spatula, and water pump pliers.



K-201-1-F

SPRAY BOOTH SET

The 20-piece Non-Sparking spray booth cleaning set. Set includes: a 3-jaw puller, a wire brush, an 8-piece allen key set, a ratchet with extension and 2 sockets, 2 spatulas, 2 double open-end wrenches, a scraper with handle holder, and a cleaning tool.



K-202-1-F

PRODUCT RANGE OVERVIEW

PULLERS

Non-Sparking Pullers are used for centric pulling of bearings, gears, and discs



201-F 202-F

METALWORKER'S HAMMER

The Non-Sparking Metalworker's Hammer is used for driving in nails, straightening sheets, center punching, adjusting as well as loosening and fastening materials



345F

ADJUSTABLE WRENCH

The Non-Sparking adjustable wrench series 832F is used to tighten or loosen bolted connections



832F250

RATCHET

The Non-Sparking ratchet series 836F is used for fast and effortless turning of bolts or nuts



836F1125

OPEN-END WRENCH

The Non-Sparking single open-end wrenches series 1005F are used for tightening and loosening screws and nuts with hexagonal or square heads



1006F

HEX KEYS

The Non-Sparking hex key set series 106F6 is used for assembly and disassembly of hexagon socket screws



1006F6

SIDE CUTTER

The Non-Sparking side cutter series 1006FS is used for cutting wires and cables



1006f2224

WIRE BRUSH

The Non-Sparking wire brush is used for removing rust, paint, dirt, burrs or oxide layers on metal and other materials



1006F2427

SPATULA

The Non-Sparking spatulas series 1006FSP are used for spatula work in chemically sensitive areas



1006F2528

SCRAPER WITHOUT HANDLE

The Non-Sparking scraper series 1006FSR is used for cleaning surfaces, removing materials as well as removing coatings



1006F3236

CLEANING TOOL

The Non-Sparking cleaning tool is used for cleaning machines, systems or surfaces in environments with flammable gases, vapors, liquids or dusts



1006F4146

SCREWDRIVER

The Non-Sparking screwdrivers series 1006FSD are used for screwing in and removing screws



1006FSD

EXPLANATION OF ITEM NUMBERS USING 202-1-F AS AN EXAMPLE

In line with the well-established KUKKO identification system, each Non-Sparking tool is provided with a descriptive item number for immediate and clear identification.

202 - 1 - F

- **202** – Series number of the puller
- **1** – Size of the puller
- **F** – Non-Sparking

APPLICATION EXAMPLES



Unscrewing a screw using a Non-Sparking screwdriver



Water pump pliers 721F on a pipe connection



Non-Sparking wire brush in use



Non-Sparking spatula in use on metal surface

HAZARDOUS WORK ENVIRONMENTS

THE APPLICATION AREAS FOR NON-SPARKING TOOLS INCLUDE THE FOLLOWING INDUSTRIES/TRADES:

Chemical industry | Oil & gas production | Gas stations | Offshore installations | Shipping | Tank trucks | Shipyards | Power plants | Refineries | Ambulances | Aviation | Sugar factories | Grain and food industry | Fertilizer industry | Grain mills | Pharmaceutical industry | Waste treatment plants | Wood industry

Hazardous work environments are divided into zones according to how often or how long an explosive atmosphere may occur.

ZONE 0/20	Work environments with explosive atmospheres
ZONE 1/21	Work environments where explosive atmospheres are likely to occur
ZONE 2/22	Work environments where explosive atmospheres are likely to occur

ZONE 2 | GAS

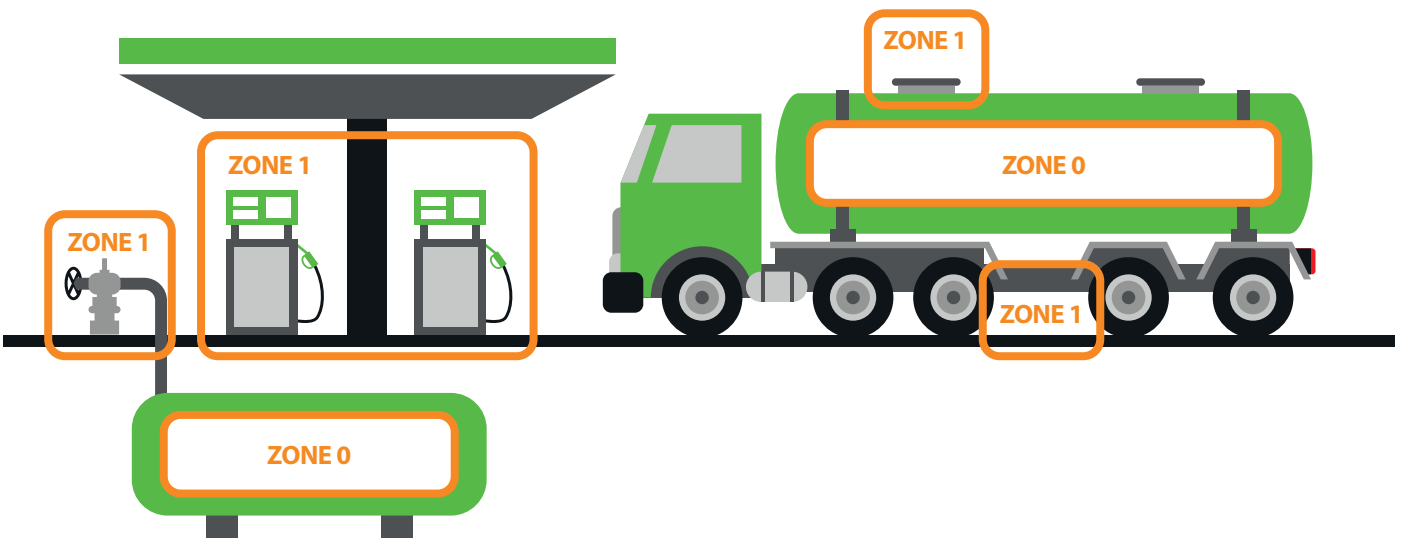

Gruppe II gemäß ATEX und IECEx

ZONE 22 | DUST

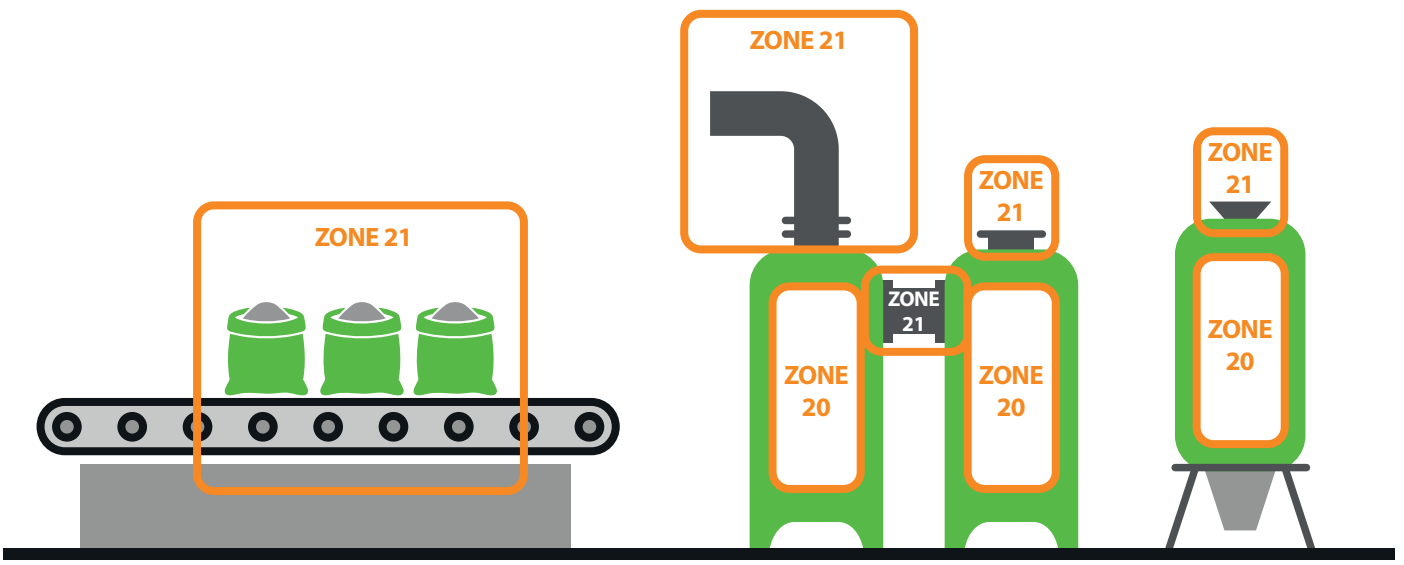

Group II according to ATEX and Group III according to IECEx

SERIES 201-F
NON-SPARKING PULLER





The 2-jaw, non-sparking tab pullers with oscillating and reversible jaws of series 201-F are used for centrally pulling components. Due to their manufacture from high-quality special alloys such as copper-beryllium or aluminum-bronze, non-sparking pullers are particularly suitable for use in explosive areas. The oscillating jaws with adjustable reach are usable on both sides, providing maximum flexibility when pulling.

BENEFITS

- Safe application in explosive areas (ATEX zones)
- Adjustable and 180° rotatable jaws for individual adjustment of the reach
- Oscillating puller jaws offer a variety of adjustment options.
- Anti-slip safety (spindle neck) for safe working with wrench
- Spindle outlet for thread protection

TECHNICAL ATTRIBUTES

#	GTIN		mm/ inch	mm/inch	mm/inch	Nm/ft lb	Claw end with slit	Max. tensile force	Max. tension force		
					SW			kN	t/US t. sh.	kg/lb	
201-1-F	-010873	Yes	0 - 150 0 - 5 7/8	85 3 3/8	17 11/16	75 55.32	No	50	1.5 1.65	6,775 14.939	✓
201-2-F	-010897	Yes	0 - 220 0 - 8 11/16	130 5 1/8	22 7/8	150 110.64	Yes	70	7 7.72	2,45 5.402	✓

SERIES 202-F
NON-SPARKING PULLER





The 3-jaw, non-sparking pullers with oscillating and reversible jaws of series 201-F are used for the centric pulling of components. Due to their manufacture from high-quality special alloys such as copper-beryllium or aluminum-bronze, non-sparking pullers are particularly suitable for use in explosive environments. The oscillating jaws with adjustable reach can be used on both sides, offering maximum flexibility during pulling.

BENEFITS

- Safe application in explosive areas (ATEX zones)
- Adjustable and 180° rotatable jaws for individual adjustment of the reach
- Oscillating puller jaws offer a variety of adjustment options.
- Anti-slip safety (spindle neck) for safe working with wrench
- Spindle outlet for thread protection

TECHNICAL ATTRIBUTES

#	GTIN		mm/ inch	mm/inch	mm/inch	Nm/ft lb	Claw end with slit	Max. tensile force kN	Max. tension force t/US t. sh.	kg/lb	
202-1-F	-010880	Yes	0 - 150 0 - 5 7/8	85 3 3/8	17 11/16	75 55.32	No	50	3 3.31	6,775 14.939	✓
202-2-F	-024603	Yes	0 - 220 0 - 8 11/16	130 5 1/8	22 7/8	150 110.64	Yes	70	7 7.72	2,99 6.593	✓

SERIES K-200-F
NON-SPARKING BASIC KIT



The K-200-F 30-piece Basic Set with non-sparking tools is used in various areas where flying sparks pose potential fire and explosion hazards. A particular highlight is the Set which comes equipped with a 3-jaw, non-sparking puller, ensuring the removal of ball bearings, pulleys, gears, and similar components. The set includes: a 3-jaw puller, a hammer, an 8-piece allen key set for hex keys, a ratchet with extension and 9 sockets, 4 screwdrivers, 4 double open-end wrenches, and water pump pliers.

BENEFITS

- Application-oriented assembly for universal use
- Through the common storage, the completeness of the set can be well overviewed.
- Non-sparking tools enable work in areas with increased explosion risk.

TECHNICAL ATTRIBUTES

#	GTIN		mm/inch	mm/inch	kg/lb	Consists of	
K-200-1-F New	-024245	Yes	0 - 180 0 - 7 1/16	85 3 3/8	0,3 0.662	202-1-F, 1006F1011, 1006F1213, 1006F1415, 1006F1617, 1006F2123, 1006F4650, 1006F4651, 1006F4652, 1006F4653, 1897F1208, 1897F1209, 1897F1210, 1897F1211, 1897F1212, 1897F1213, 1897F1214, 1897F1215, 1897F1217, 345F050, 721F250, 836F1224, 836F1225	✓

SERIES K-201-F
NON-SPARKING METALWORKER SET



The 31-piece metalworker set K-200-F with Non-Sparking tools is used in various areas of Application where flying sparks pose a potential fire and explosion hazard. As a special highlight, the Set is equipped with a 3-jaw, Non-Sparking puller that guarantees the Pulling of ball bearings, pulleys, gears, and similar components. Included in the set are: a 3-jaw puller, a hammer, a wire brush, an 8-piece allen key set for internal hex, a ratchet with two extension and 12 sockets, 4 screwdrivers, 5 double open-end wrenches, a side cutter, a scraper, and water pump pliers.

BENEFITS

- Application-oriented assembly for universal use
- Through the common storage, the completeness of the set can be well overviewed.
- Non-sparking tools enable work in areas with increased explosion risk.

TECHNICAL ATTRIBUTES

#	GTIN		mm/inch	mm/inch	kg/lb	Consists of	
K-201-1-F New	-024269	Yes	0 - 180 0 - 7 1/16	85 3 3/8	0,3 0.662	202-1-F, 1006F1213, 1006F1415, 1006F1617, 1006F1819, 1006F2022, 1006F2123, 1006F2224, 1006F2427, 1006F2528, 1006F4650, 1006F4651, 1006F4652, 1006F4653, 1897F1208, 1897F1209, 1897F1210, 1897F1211, 1897F1212, 1897F1213, 1897F1214, 1897F1215, 1897F1217, 1897F1219, 1897F1222, 1897F1224, 345F100, 721F250, 836F1223, 836F1224, 836F1225	✓

SERIES K-202-F
SPRAY BOOTH CLEANING KIT NON-SPARKING



The 20-piece paint booth cleaning set K-202-F with non-sparking tools is used in various areas where there is a potential fire and explosion hazard due to sparks. A special highlight is the set equipped with a 3-jaw, non-sparking puller, which guarantees the extraction of ball bearings, pulleys, gears and similar components. The set includes: a 3-jaw puller, a wire brush, an 8-piece allen key set for hexagon socket screws, a ratchet with extension and 2 sockets, 2 spatulas, 2 double open-end wrenches, a scraper with handle holder and a cleaning tool.

BENEFITS
- Application-oriented assembly for universal use
- Through the common storage, the completeness of the set can be well overviewed.
- Non-sparking tools enable work in areas with increased explosion risk.

TECHNICAL ATTRIBUTES

#	GTIN		mm/inch	mm/inch	kg/lb	Consists of	
K-202-1-F New	-024290	Yes	0 - 180 0 - 7 1/16	85 3 3/8	0,3 0.662	202-1-F, 1006F1213, 1006F1617, 1006F2123, 1006F2427, 1006F2528, 1006F3032, 1006F3236, 1006F4146, 1897F1213, 1897F1217, 836F1224, 836F1225	✓

SERIES 345F
NON-SPARKING METALWORKER'S HAMMER



The non-sparking metalworker hammer from the series 345F is used for driving nails, straightening sheets, aligning punches, adjusting, and securing or fastening materials. Due to their manufacture from high-quality special alloys such as copper-beryllium or aluminum-bronze, the non-sparking tools are particularly suitable for use in explosive environments.

BENEFITS
- Safe application in explosive areas (ATEX zones)
- Versatile for metal, wood, and assembly work
- Resistant to wear thanks to robust construction
- Ergonomically shaped handle for perfect handling

TECHNICAL ATTRIBUTES

#	GTIN		kg	
345F050	-044120	Yes	0,50	✓
345F100	-997649	Yes	1,00	✓

SERIES 721F
NON-SPARKING WATER PUMP PLIERS





The non-sparking pipe wrench of series 721F is used for loosening and tightening pipe connections as well as for holding and gripping workpieces. Due to their manufacture from high-quality special alloys such as copper-beryllium or aluminum-bronze, the non-sparking tools are particularly suitable for use in explosive environments.

BENEFITS
- Safe application in explosive areas (ATEX zones).
- Adjust jaw head progressively to different workpiece sizes
- Serrated clamp jaws provide a firm grip
- Long lever guarantees high force transmission

TECHNICAL ATTRIBUTES

#	GTIN		L mm/inch	max. mm/inch	kg	DEUTSCHES WERKZEUG FWI
721F250	-012402	Yes	250 9 13/16	30 1 3/16	0,37	✓

SERIES 832F
NON-SPARKING ADJUSTABLE WRENCH



The non-sparking adjustable wrench of the series 832F is used for tightening or loosening screw connections. Typical application areas include not only sanitary installations but also heating, ventilation, and air conditioning technology. Due to their manufacturing from high-quality special alloys such as copper-beryllium or aluminum-bronze, the non-sparking tools are particularly suitable for use in explosive environments.

BENEFITS
- Safe application in explosive areas (ATEX zones).
- Universally applicable due to adjustable jaw opening

TECHNICAL ATTRIBUTES

#	GTIN		L mm/inch	SW mm/inch	kg	DEUTSCHES WERKZEUG FWI
832F380	-260385	Yes	380 14 15/16	46 1 13/16	1,40	✓

SERIES 836F
NON-SPARKING RATCHET



The non-sparking ratchet of series 836F is used for fast and effortless turning of screws or nuts. The direction of rotation can be adjusted using a lever (tightening or loosening). Due to their manufacture from high-quality special alloys such as copper-beryllium or aluminum-bronze, non-sparking tools are particularly suitable for use in explosive environments.

BENEFITS

- Fast work without unnecessary stopping
- Ideally suited for tight spaces
- Switchable between tightening and loosening
- Compatible with various sockets



TECHNICAL ATTRIBUTES

#	GTIN		mm/inch	Connection dimension inch	kg	
836F1225	-775352	Yes	250 9 13/16	1/2 inch	0,59	✓
836F1223	-024412	Yes	250 9 13/16	1/2 inch	0,36	✓
836F1224	-024429	Yes	100 3 15/16	1/2 inch	0,18	✓

SERIES 1005F
NON-SPARKING OPEN-END WRENCH



The non-sparking open-end wrenches of series 1005F are used for tightening or loosening hexagon or square-head bolts and nuts. Due to their manufacture from high-quality special alloys such as copper-beryllium or aluminum-bronze, the non-sparking tools are particularly suitable for use in explosion-hazardous areas.

BENEFITS

- Safe application in explosive areas (ATEX zones)
- Accessibility even in confined environments
- Easy handling due to open design
- Ideal force transmission through leverage

TECHNICAL ATTRIBUTES

#	GTIN		L mm/inch	mm mm/inch	kg	
1005F019	-011795	Yes	190 7 1/2	19 3/4	0,10	✓
1005F022	-011832	Yes	205 8 1/16	22 7/8	0,13	✓
1005F030	-011900	Yes	250 9 13/16	30 1 3/16	0,25	✓
1005F041	-011931	Yes	330 12 1	41 1 5/8	0,52	✓
1005F055	-011962	Yes	440 17 5/16	55 2 3/16	1,05	✓

SERIES 1006F
NON-SPARKING DOUBLE OPEN-END WRENCH



The non-sparking double-ended open-end wrenches of series 1006F are used for tightening or loosening screws and nuts with hexagonal or square heads. Each of the two open ends has different jaw openings to accommodate a wide range of screw sizes. Due to their construction from high-quality special alloys such as copper-beryllium or aluminum-bronze, the non-sparking tools are particularly suited for use in explosive environments.

BENEFITS

- Safe application in explosive areas (ATEX zones)
- Flexible use with different screw sizes
- Accessibility even in confined spaces
- Easy handling due to open design
- Ideal force transmission through leverage

TECHNICAL ATTRIBUTES

#	GTIN		mm/inch	mm/inch	kg	
1006F1011	-012037	Yes	140 5 1/2	10 x 11 3/8	0,09	✓
1006F1213	-012075	Yes	160 6 5/16	12 x 13 1/2	0,18	✓
1006F1415	-012082	Yes	160 6 5/16	14 x 15 9/16	0,17	✓
1006F1617	-012099	Yes	200 7 7/8	16 x 17 5/8	0,21	✓
1006F1819	-012112	Yes	225 8 7/8	18 x 19 11/16	0,32	✓
1006F2022	-012129	Yes	240 9 7/16	20 x 22 13/16	0,44	✓

SERIES 1006F6
NON-SPARKING HEX KEY SET, 8-PIECE



The 8-piece, non-sparking hex key set of series 106F6 is used for the assembly and disassembly of internal hex socket screws. The compact tool set consists of a total of eight allen keys. Due to their manufacture from high-quality special alloys such as copper-beryllium or aluminum-bronze, the non-sparking tools are particularly suitable for use in explosive environments.

BENEFITS

- Safe application in explosive areas (ATEX zones)
- Allows precise work on hexagon socket screws
- Particularly compact and handy

TECHNICAL ATTRIBUTES

#	GTIN		SW inch	Number of parts	kg	DEUTSCHES WERKZEUG FWI
1006F2123	-012136	Yes	1/16-1/16-1/8-3/16-3/16-1/4-5/16-3/8	8	0,25	✓

SERIES 1006FD
NON-SPARKING WIRE HAND BRUSH





The non-sparking wire brush of the 1006FD series is used for removing rust, paint, dirt, burrs, or oxide layers on metal and other materials. Due to their manufacture from high-quality special alloys such as copper-beryllium or aluminum-bronze, the non-sparking tools are particularly suitable for use in explosive environments.

BENEFITS
- Safe application in potentially explosive atmospheres (ATEX zones).
- Suitable for rust removal, paint removal, cleaning, deburring, etc.
- Sensitive and precise work possible without the risk of removing too much material
- Ideal for smaller areas and hard-to-reach spots

TECHNICAL ATTRIBUTES

#	GTIN		mm/inch	Number of rows	kg	
1006F2427	-015954	Yes	350 13 3/4	4	0,21	✓

SERIES 1006FR
NON-SPARKING CLEANING TOOL



The non-sparking cleaning tool of the series 1006FR is used for cleaning machines, systems, or surfaces in environments with flammable gases, vapors, liquids, or dusts. Due to their manufacture from high-quality special alloys such as copper-beryllium or aluminum-bronze, the non-sparking tools are particularly suitable for use in explosive areas.

BENEFITS
- Safe application in explosive areas (ATEX zones).
- Longevity thanks to robust construction

TECHNICAL ATTRIBUTES

#	GTIN		mm/inch	kg	
1006F4146	-012181	Yes	480 18 7/8	1,20	✓

PRODUKTDETAILS

SERIES 1006FS
NON-SPARKING SIDE CUTTER



The non-sparking side cutter of series 1006FS is used for cutting wires and cables. Due to their manufacture from high-quality special alloys such as copper-beryllium or aluminum-bronze, the non-sparking tools are particularly suitable for use in explosive environments.

BENEFITS

- Safe application in explosive areas (ATEX zones)
- With the diagonally set cutting edges, wires and cables can be cut very precisely and cleanly.
- Ideal for tight spots and delicate tasks

TECHNICAL ATTRIBUTES

#	GTIN		mm/inch	kg	
1006F2224	-011734	Yes	165 6 1/2	0,20	✓

SERIES 1006FSD
NON-SPARKING SCREWDRIVERS





The non-sparking 6-Phillips profile screwdrivers of series 1006FSD are used for screwing in and out screws with a cross-shaped slot in the screw head. Because they are made from high-quality special alloys such as copper-beryllium or aluminum-bronze, the non-sparking tools are particularly suitable for use in explosive environments.

BENEFITS

- Safe application in explosive areas (ATEX zones).
- Very good power transmission through Phillips profile
- Fast and precise setting up
- Automatically self-centers in the screw head

TECHNICAL ATTRIBUTES

#	GTIN		mm/inch		mm/inch	kg	
1006F4650	-012198	Yes	80 3 1/8	1		0,06	✓
1006F4651	-024313	Yes	100 3 15/16	2		0,09	✓
1006F4652	-024337	Yes	100 3 15/16	-	4,5 3/16	0,06	✓
1006F4653	-024351	Yes	150 5 7/8	-	8 5/16	0,15	✓

SERIES 1006FSP
NON-SPARKING SPATULA



The Non-Sparking spatulas of the series 1006FSP are used for spatula work in chemically sensitive areas. Due to their manufacture from high-quality special alloys such as copper-beryllium or aluminum-bronze, the non-sparking tools are particularly suitable for use in explosive environments.

BENEFITS

- Safe application in potentially explosive atmospheres (ATEX zones).
- Versatile for smoothing, filling, scraping, and applying materials.
- Fast editing of large or small areas



TECHNICAL ATTRIBUTES

#	GTIN		mm/inch	mm/inch	kg	
1006F2528	-012150	Yes	220 8 11/16	50 1 15/16	0,15	✓
1006F3032	-012167	Yes	240 9 7/16	90 3 9/16	0,22	✓

SERIES 1006FSR
NON-SPARKING SCRAPER



The non-sparking scraper from the 1006FSR series is used for cleaning surfaces, removing materials, and stripping coatings. Due to their construction from high-quality special alloys like copper-beryllium or aluminum-bronze, the non-sparking tools are particularly suitable for use in explosion-hazardous areas.

BENEFITS

- Safe application in explosive areas (ATEX zones)
- Precise removal of material or residues
- Suitable for various materials

TECHNICAL ATTRIBUTES

#	GTIN		mm/inch	mm/inch	kg	
1006F3236	-012174	Yes	220 8 11/16	100	0,83	✓

SERIES 1897F
NON-SPARKING HEX SOCKETS



The non-sparking hexagon socket inserts of series 1897F are tool inserts for sockets or ratchets that fit on screws or nuts with an internal hexagon (Allen key). Due to their manufacture from high-quality special alloys such as copper-beryllium or aluminum-bronze, the non-sparking tools are particularly suitable for use in explosive environments.

BENEFITS

- Safe application in explosive areas (ATEX zones)
- Good power transmission thanks to hexagonal internal profile
- Low slippage due to very good fit

TECHNICAL ATTRIBUTES

#	GTIN		L mm/inch	SW mm/inch	Connection dimension inch	kg	
1897F1208	-024382	Yes	40 1 9/16	8 5/16	1/2 inch	0,05	✓
1897F1209	-024399	Yes	40 1 9/16	9 3/8	1/2 inch	0,05	✓
1897F1210	-012242	Yes	40 1 9/16	10 3/8	1/2 inch	0,05	✓
1897F1211	-012259	Yes	40 1 9/16	11 7/16	1/2 inch	0,05	✓
1897F1212	-012266	Yes	40 1 9/16	12 1/2	1/2 inch	0,05	✓
1897F1213	-012273	Yes	40 1 9/16	13 1/2	1/2 inch	0,05	✓
1897F1214	-012280	Yes	40 1 9/16	14 9/16	1/2 inch	0,06	✓
1897F1215	-024405	Yes	40 1 9/16	15 9/16	1/2 inch	0,06	✓
1897F1216	-012297	Yes	40 1 9/16	16 5/8	1/2 inch	0,06	✓
1897F1217	-012310	Yes	40 1 9/16	17 11/16	1/2 inch	0,07	✓
1897F1219	-012334	Yes	42 1 5/8	19 3/4	1/2 inch	0,09	✓
1897F1222	-012365	Yes	43 1 11/16	22 7/8	1/2 inch	0,11	✓
1897F1224	-014407	Yes	43 1 11/16	24 15/16	1/2 inch	0,13	✓
1897F1227	-012372	Yes	46 1 13/16	27 1 1/16	1/2 inch	0,15	✓
1897F1230	-012389	Yes	46 1 13/16	30 1 3/16	1/2 inch	0,20	✓
1897F1232	-012396	Yes	46 1 13/16	32 1 1/4	1/2 inch	0,24	✓


KUKKO
Safety-First-Label
DE
ACHTUNG!
EN
ATTENTION!
2-150
2



CARE & SAFETY

Whether for securing the Puller and preventing falls, securing loads in transportation, protecting during Puller operations, or maintaining the spindle under high pulling forces – at KUKKO, safety is paramount.

The tasks of Maintenance & Safety include:

- Fall protection
- Lashing strap
- Accident protection tarp
- Special grease

CARE & SAFETY



APPLICATION

Even the best tools require proper handling and care to eliminate the risk of workplace injury. Especially in the field of occupational safety, KUKKO offers important equipment for daily needs.

FEATURES OF THE SERIES

SERIES KFS-69



The green KUKKO special grease for spindles protects and maintains spindles in use and is particularly used for high pulling forces in trades, industry, and workshops.
Each KUKKO puller comes with a tube of special grease.

SERIES 660



The Fall protection of Series 660 is used to secure and prevent the puller from falling during application. The carabiner is able to attach the puller to a designated mounting point. The mounting ring prevents the tool from falling.

SERIES UFP



The accident protection tarpaulins for pulling operations are required for protection and safety when applying large forces. During disassembly and pulling, it may happen that whole parts come loose abruptly or break. The special covers are used to prevent potential accident hazards.

SERIES USB



The lashing strap is used to secure small to medium loads in transport. The cam buckle has a knurled clamping jaw with a spring mechanism that guarantees a firm hold. If hook eyes are present on the puller, the lashing strap can be used to better secure and hold together the jaws.

SAFETY INSTRUCTIONS

All pullers with spindles are provided with a KUKKO Safety-First-Label.
This guarantees that you always have the safety instructions in view before each use of the puller. After use, the label must be reattached to the spindle.
All KUKKO tools are equipped with special labels that contain the most important safety instructions and technical attributes.





APPLICATION EXAMPLES



Lubricating the thread



Accident protection tarpaulin guarantees safe pulling



Load securing with KUKKO lashing strap



Fall protection secures ball joint puller

SERIES KSF-69
KUKKO SPECIAL GREASE FOR PRESSURE SPINDLES

The green KUKKO special grease for pressure spindles protects and maintains applied spindles and is particularly used under high pulling forces in crafts, industry, and workshops. The reduced friction increases the efficiency during pulling and minimizes wear.

BENEFITS

- Increases the longevity of the spindle







TECHNICAL ATTRIBUTES

#	GTIN	g	kg/lb	
699904	-773518	4	0,5 1.103	✓
699915	-019869	15	0,2 0.441	✓

SERIES KSF-69-C
KUKKO SPECIAL GREASE FOR THREADED SPINDLES

The green KUKKO special grease for pressure spindles protects and maintains applied spindles and is particularly used in crafts, industry, and workshops under high pulling forces. By reducing friction, the efficiency during pulling is increased and wear is minimized.

BENEFITS

- Increases the longevity of the spindle





TECHNICAL ATTRIBUTES

#	GTIN	g	kg/lb	
699975	-019876	75	0,1 0.221	✓

SERIES 699990
BIO-MULTI-OIL



The bio-multi-oil “6 in 1” from KUKKO protects and cares for the spindle under high pulling forces in craftsmanship, industry, and workshops.

BENEFITS

- Increases the longevity of the spindle

TECHNICAL ATTRIBUTES

#	GTIN	g	kg/lb	
699990	-333804	100	0,12 0.265	✓

SERIES 660
FALL PROTECTIONS FOR EXTRACTORS

The fall protection devices of the series 660 are used to secure the puller and prevent falls during external extraction in crafts, industry, and workshops. The carabiner hook is capable of attaching the puller to a designated fixing point, and the fixing ring prevents falling.



BENEFITS

- The elastic pull line provides enough space to work and stops the puller from falling.
- The tool is continuously secured during the pulling process.
- Flexible use thanks to variable mounting options







TECHNICAL ATTRIBUTES

#	GTIN	L mm/inch	Ø mm/inch	kg	DEUTSCHES WERKZEUG FWI
660-614	-006197	700 27 9/16	19 3/4	20	✓
660-616	-006210	700 27 9/16	21 13/16	20	✓
660-618	-006227	700 27 9/16	23 7/8	20	✓
660-620	-006234	700 27 9/16	25 1	20	✓

SERIES UFP
PULLING SAFETY COVER FOR PULLER OPERATIONS



The accident protection tarpaulins for disassembly work of the UFP series are necessary for protection and safety when using large forces. During disassembly and pulling operations, it can happen that entire parts are suddenly loosened or break. The tarpaulins serve to prevent potential accident hazards, with which workpieces and tools can be safely enclosed even before the forces are applied.

BENEFITS

- Highly elastic, tear-resistant, and oil-resistant material
- The tarp is delivered in the suitcase for careful storage.
- The transparent foil enables precise observation, control and monitoring of all pulling and disassembly processes, given the work safety.





TECHNICAL ATTRIBUTES

#	GTIN	mm/inch	mm/inch	kg/lb	
UFP-2	-445293	1.500 59 1/16	670 26 3/8	1,75 3.859	✓
UFP-3	-445378	4.000 157 1/2	1.300 51 3/16	7,75 17.089	✓

SERIES USB
STRAP



The tension strap is used for securing small to medium loads in transportation. The clamp lock features a serrated clamping jaw with a spring mechanism that guarantees a firm grip. If hook eyes are present on the puller, the tension strap can be used for better fixing and holding of the extraction hooks. This ensures an even safer extraction.

BENEFITS

- The grooved clamping jaw ensures ideal grip.
- For tensioning small to medium loads
- To hold puller jaws with hook eyes

TECHNICAL ATTRIBUTES

#	GTIN	mm	mm	%	daN	kg	
			L	max. %	daN		
USB-1	-041952	25	2000	5 %	450	0,12	✓


Solingen
Germany
90-203-200
Steel X50CrMoV15
200 mm



FOOD & DRINK

Whether for precise cutting, weighing, or chopping fruits and vegetables, fine fish fillets, as well as juicy meat pieces - KUKKO provides the perfect knife for every preparation method. The exclusive knife range from KUKKO includes the following products: chef's knife, meat knife with matching meat fork, bread knife, and Santoku knife in two different sizes. The knives are available in two variants: either with a natural forged surface (series 90-100) or with a noble walnut handle in the "Nature Look" (series 90-200).

SERIES

90-100 | 90-200 | 90-190 | 91-160

FOOD & DRINK



APPLICATION

The pioneers of Puller tools have transferred the iconic design of the millions of times sold original crossbar of series 20 and 30 into a forged knife collection. The natural forged surface of the handle makes each knife unique. The unique ergonomic shape of the knife handle ensures perfect handling while cutting.

Benefits

· Iconic handle design inspired by series 20 and 30 for optimal knife guidance
· Ergonomic handle offers a secure grip and comfortable handling
· Precise cutting results thanks to especially sharp blade
· Versatile use for meat, fish, fruit, and vegetables
· Easy selection of the right knife thanks to the display of meat, bread, or vegetable symbols on the blade
· Ideal storage thanks to a hole in the handle for hanging

SPECIAL FEATURES OF THE SERIES

SERIES 90-100

Knife with steel handle



The exclusive knife assortment includes: chef's knife, meat knife with matching meat fork, bread knife as well as Santoku knife in two different sizes. The KUKKO proprietary crossbar shape of the handle allows for relaxed resting of the middle and ring finger thanks to the tapered sides. This allows the knife to be guided with effortless ease.

SERIES 90-200

Knife with wooden handle



The natural forged surface of the handle in combination with the unique walnut handles gives the knives an especially high-quality appearance. Thanks to the irregular grain of the wood, each knife becomes unique. The hardness of the wood also ensures high dimensional stability.

SERIES 90-190

Knife sharpener



The KUKKO knife sharpener with a usable length of 270 mm is the ideal tool for sharpening KUKKO knife blades. Equipped with the ergonomic KUKKO Swiss Grip, it offers optimal grip and control during sharpening.

SERIES 90-160

Lobster pliers



With the lobster pliers of series 91-160, enjoying seafood becomes a real pleasure. Whether juicy lobster, tender langoustines, or other crustaceans – these pliers make it possible to effortlessly and elegantly remove the delicious pieces of meat from the hard shells.

APPLICATION EXAMPLES



Bread knife 90-104-210 when cutting a baguette



Meat knife 90-102-200 and meat fork 90-103-200 when carving



Sharpening knives with the 90-190-270



Lobster pliers 91-90-160 in use

SERIES 90-100
KNIFE



The hand-forged knife collection of the 90-100 series is derived from the million-selling original crossbar of the 20 and 30 series. The natural forged surface of the handle makes each knife unique. The unique ergonomic shape of the knife handle ensures perfect handling when cutting. The KUKKO's own crossbar shape of the handle allows for relaxed resting of the middle and ring fingers thanks to its lateral tapering.

BENEFITS

- Iconic blade design inspired by the series 20 and 30 for optimal knife guidance
- Ergonomic handle provides secure grip and comfortable handling
- Precise cutting results thanks to especially sharp blade
- Versatile for meat, fish, fruits, and vegetables
- Integrated anti-slip safety (spindle neck) at the blade base







TECHNICAL ATTRIBUTES

#	GTIN	mm/inch	mm/inch	mm/inch	mm/inch	HRC		Manufacturing method	kg		
90-101-210	-011191	48 1 7/8	340 13 3/8	21 13/16	210 8 1/4	56-58	Steel	drop-forged	0,40	Fruits, salad, vegetables, legumes, meat, poultry, fish	✓
90-102-200	-011207	38 1 1/2	330 12 1	21 13/16	200 7 7/8	56-58	Steel	drop-forged	0,37	Meat, poultry, fish	✓
90-103-200	-011214	38 1 1/2	330 12 1	21 13/16	200 7 7/8	56-58	Steel	drop-forged	0,40	Meat, poultry, fish	✓
90-104-210	-011221	39 1 9/16	340 13 3/8	21 13/16	210 8 1/4	56-58	Steel	drop-forged	0,40	Bread, pastries, cakes, pies	✓
90-105-160	-011320	50 1 15/16	290 11 7/16	21 13/16	160 6 5/16	56-58	Steel	drop-forged	0,40	Fruits, salad, vegetables, legumes, meat, poultry, fish	✓
90-105-200	-011658	50 1 15/16	330 12 1	21 13/16	200 7 7/8	56-58	Steel	drop-forged	0,40	Fruits, salad, vegetables, legumes, meat, poultry, fish	✓

SERIES 90-200
KNIFE



The handmade knife collection of series 90-200 is derived from the millions of times sold original crossbar of series 20 and 30. The natural forged surface of the handle combined with the unique walnut grips gives the knives a particularly premium look. Thanks to the irregular grain of the wood, each knife becomes a unique piece. Due to the hardness of the wood, high dimensional stability is also ensured. The unique ergonomic shape of the knife handle guarantees perfect handling when cutting.

BENEFITS

- Noble "Nature Look" and special strength thanks to walnut handle
- Ergonomic handle provides secure grip and comfortable handling
- Precise cutting results thanks to especially sharp blade
- Versatile for meat, fish, fruits, and vegetables
- Integrated anti-slip safety (spindle neck) at the blade base







TECHNICAL ATTRIBUTES

#	GTIN	mm/inch	mm/inch	mm/inch	mm/inch	HRC		Manufacturing method	kg		
90-201-210	-023774	48 1 7/8	340 13 3/8	21 13/16	210 8 1/4	56-58	Wood	drop forged	0,40	Fruits, salad, vegetables, legumes, meat, poultry, fish	✓
90-202-200	-023798	38 1 1/2	330 12 1	21 13/16	200 7 7/8	56-58	Wood	drop-forged	0,40	Meat, poultry, fish	✓
90-203-200	-023804	38 1 1/2	330 12 1	21 13/16	200 7 7/8	56-58	Wood	drop-forged	0,40	Meat, poultry, fish	✓
90-204-210	-023811	39 1 9/16	340 13 3/8	21 13/16	210 8 1/4	56-58	Wood	drop-forged	0,40	Bread, pastries, cakes, pies	✓
90-205-160	-023828	50 1 15/16	290 11 7/16	21 13/16	160 6 5/16	56-58	Wood	drop forged	0,40	Fruits, salad, vegetables, legumes, meat, poultry, fish	✓
90-205-200	-023835	50 1 15/16	330 12 1	21 13/16	200 7 7/8	56-58	Wood	drop-forged	0,40	Fruits, salad, vegetables, legumes, meat, poultry, fish	✓

SERIES 90-190
KNIFE SHARPENER



The KUKKO honing steel with a usable length of 270 mm is the ideal tool for sharpening KUKKO knife blades. Equipped with the ergonomic KUKKO Swiss Grip, it provides optimal hold and control during sharpening.

BENEFITS

- Regular sharpening extends the lifespan of the utility knife
- Versatile for different blade types
- Fast result in just a few seconds



TECHNICAL ATTRIBUTES

#	GTIN	kg/lb	
90-190-270 New	-080333	0,4 0.882	✓

SERIES 90-900
KNIFE POUCH





The knife bag of the series 90-900 made from high-quality ox leather combines functionality, protection, and timeless elegance. It offers space for up to six knives, which can be stored safely and clearly arranged in separate compartments. This keeps the blades optimally protected and ready to hand at all times. Perfectly suited for the safe transport or stylish storage of high-quality knives.

BENEFITS

- Safe protection for up to 6 knives
- Separate compartments for organization and blade protection
- High-quality, durable oxhide leather
- Ideal for transport and storage

TECHNICAL ATTRIBUTES

#	GTIN	mm/inch	mm/inch	Holster width inside dimension mm/inch	Quiver height mm/inch	Total number of quivers		Material	kg/lb
90-900-06 New	-044137	615 24 3/16	685 26 15/16	45, 50, 5,5 1 3/4	145, 195, 245 5 11/16	6	Green	leather	0,4 0.882

SERIES 91-160
LOBSTER CRACKER



With the lobster tongs of the series 91-160, enjoying seafood becomes a real pleasure. Whether juicy lobster, tender langoustine, or other crustaceans – these tongs make it possible to effortlessly and elegantly remove the tasty pieces of meat from the hard shells. Unlike conventional lobster tongs, KUKKO's designers have succeeded in integrating a plain bearing that guarantees particularly smooth operation.

BENEFITS

- The pliers lie ergonomically comfortable in the hand thanks to their handy grip and allow a precise handling.
- An internal sliding bearing ensures a special ease of movement
- With the lever function, the pliers can be easily adjusted to the shell to effortlessly free the meat.
- The simple, stylish appearance makes it a real eye-catcher at any feast and complements your table setting perfectly.
- Made from high-quality stainless steel, the pliers are particularly durable and corrosion resistant.







TECHNICAL ATTRIBUTES

#	GTIN	L mm/inch	Dishwasher-safe	Material	kg	DEUTSCHES WERKZEUG FWI
91-90-160	-009969	163 6 7/16	Yes	Stainless steel	0,24	✓

SERIES 404
FONDUE FORKS



The 6-piece set for meat, broth or cheese fondue from the 404 series in its unmistakable screwdriver design combines function and style. The practical barbs hold every piece securely. The classic handles in six different colors make it easy to recognize your own fork. Made from premium stainless steel and equipped with durable handles, this set is the ideal accessories for enjoyable fondue moments.

BENEFITS

- Secure hold: barbs prevent meat, vegetables, or cheese from slipping off the fork
- Individual assignment: 6 colored handles – everyone immediately recognizes their own fork
- Stylish design: Eye-catching screwdriver design as a real highlight on the table
- Durable & high-quality: Rust-free stainless steel for a long service life
- Dishwasher-safe: Effortless and quick cleaning without hand washing

TECHNICAL ATTRIBUTES

#	GTIN	L mm/inch	mm mm/inch	mm mm/inch	Dishwasher-safe	Material	kg/lb
4040 New	-040979	250 9 13/16	12 1/2	160 6 5/16	Yes	Stainless steel	0,3 0.662
4041 New	-060830	265 10 1/4	12 1/2	180 7 1/16	Yes	Stainless steel	0,265 0.584

SERIES 1919-900
CAPSULE AND LID LIFTER



The bottle opener of the 1919-900 series impresses with its robust workmanship and high functionality. Crown caps can be removed effortlessly – ideal for use in the kitchen, bar, or hospitality. The slim design feels comfortable in the hand and enables quick and easy opening of bottles. The ergonomically shaped 2-component handle (PB Swiss) ensures a secure grip. There is also a combination cap and lid lifter (1919-900-2) that offers even more versatility for everyday use.

BENEFITS

- Effortless opening of bottles without exerting force
- Compact and handy size
- Rugged, durable construction



TECHNICAL ATTRIBUTES

#	GTIN	L mm/inch	mm/inch	mm/inch	Dishwasher-safe	Material	kg/lb	
1919-900-1 New	-691164	140 5 1/2	40 5 1/2	21 1 9/16	Yes	Stainless steel	0,06 0.132	✓
1919-900-2 New	-691171	145 5 11/16	40 1 9/16	21 13/16	Yes	Stainless steel	0,06 0.132	✓


KUKKO
your global
puller brand



MERCHANDISING

All fans of the brand can now also style themselves fashionably in the KUKKO look. The new collection includes polo shirts, sweatshirts, and soft shell vests - suitable for both work and leisurewear.

SERIES 1919-200 | 1919-200B

MARCHANDISE



APPLICATION

All fans of the brand can now dress fashionably in the KUKKO look. The new collection includes polo shirts, sweatshirts, and softshell vests – suitable for both workwear and casualwear.

Benefits

· High-quality fabrics and workmanship
· Good fit and high wearing comfort
· Classic and timeless style

SPECIAL FEATURES OF THE SERIES

SERIES 1919-200

Poloshirt in L or XL



front



back

The black KUKKO polo shirt 1919-200 features a timeless design. The shirt is made from high-quality cotton and offers a comfortable wearing experience. The KUKKO logo is placed at chest height on the front. There is also a logo and the slogan "your global puller brand" on the back. The polo shirt is suitable both as workwear and as a fashionable casual outfit. Particularly noteworthy are the contrast stripes on the collar and sleeves, as well as the 3-button placket, which make the polo shirt a real eye-catcher. The polo shirt is available in men's sizes L and XL.

SERIES 1919-250

Sweatshirt in L or XL



front



back

The black KUKKO sweatshirt 1919-250 features a timeless design. The shirt is made from high-quality cotton and offers a comfortable wearing experience. The KUKKO logo is placed at chest height on the front. There is also a logo and the slogan "your global puller brand" on the back. The sweatshirt is suitable both as workwear and as a fashionable casual outfit. The sweatshirt is available in men's sizes L and XL.

SERIES 1919-290

Softshell vest in L or XL



front



back

The black KUKKO softshell vest 1919-290 features a timeless design. The vest is made of polyester. The comfortable, elastic stretch material ensures pleasant wear. The KUKKO logo is placed at chest height on the front. There is also a logo and the slogan "physics is the limit" on the back. The softshell vest is suitable both as workwear and as a fashionable casual outfit. The vest is available in men's sizes L and XL.

APPLICATION EXAMPLES



KUKKO polo shirts



KUKKO sweatshirts



KUKKO softshell vests



The KUKKO merchandise range at a glance

SERIES 1919-200



The polo shirts, sweatshirts, and softshell vests from KUKKO's series 1919-200 are in a timeless design and offer comfortable wear. The KUKKO logo is located at chest height on the front. There is also a logo and a slogan on the back. The shirts and vests are suitable as workwear as well as a fashionable leisure outfit. Available in men's sizes L and XL.

BENEFITS

- Classic look impresses both in the work environment and leisure time
- Pleasant materials and comfortable cut guarantee high wearing comfort.

TECHNICAL ATTRIBUTES

#	GTIN			Length from shoulder mm/inch	Jaw length mm/inch	1/2 upper width mm/inch	1/2 hem width mm/inch	Fabric	kg	
1919-200-XS	-024023	XS	black	610 24 1/64	190 7 1/2	430 16 15/16	430 16 15/16	100% cotton	0,15	✓
1919-200-S	-024016	S	black	700 27 9/16	220 8 11/16	480 18 7/8	480 18 7/8	100% cotton	0,24	✓
1919-200-L	-023620	L	black	740 29 1/8	240 9 7/16	560 22 1/16	560 22 1/16	100% cotton	0,27	✓
1919-200-XL	-023637	XL	black	760 29 15/16	250 9 13/16	600 23 5/8	600 23 5/8	100% cotton	0,28	✓
1919-250-L	-023644	L	black	720 28 3/8	660 25 1	600 23 5/8		80% cotton / 20% polyester	0,59	✓
1919-250-XL	-023651	XL	black	750 29 1/2	670 26 3/8	630 24 13/16		80% cotton / 20% polyester	0,60	✓
1919-290-S	-024030	S	black	640 25 3/16		520 20 1/2	490 19 5/16	90% polyester / 10% elastane	0,38	✓
1919-290-M	-488139	M	black	720 28 3/8		560 22 1/16		90% polyester / 10% elastane	0,40	✓
1919-290-L	-023668	L	black	740 29 1/8		600 23 5/8	570 22 7/16	90% polyester / 10% elastane	0,53	✓
1919-290-XL	-023675	XL	black	700 27 9/16		640 25 3/16	610 24 1/64	90% polyester / 10% elastane	0,54	✓

SERIES 1919-200B



The polo shirts, sweatshirts, and softshell vests from KUKKO series 1919-200B feature a timeless design and offer a comfortable fit. The KUKKO logo is located on the front at chest height. A logo and a slogan can also be seen on the back. The shirts and vests are suitable both as workwear and as fashionable leisure outfits. Available in men's sizes L and XL. Depending on the selected set, 5 polo shirts, 5 softshell vests, or 3 sweatshirts are included.

BENEFITS

- High-quality materials and workmanship
- Good fit and high wearing comfort
- Classic and timeless style

TECHNICAL ATTRIBUTES

#	GTIN			Length from shoulder mm/inch	Jaw length mm/inch	1/2 upper width mm/inch	1/2 hem width mm/inch	Fabric	kg	
1919-200-L/5	-012433	L	black	740 29 1/8	240 9 7/16	560 22 1/16	560 22 1/16	100% cotton	1,37	✓
1919-200-XL/5	-012440	XL	black	760 29 15/16	250 9 13/16	600 23 5/8	600 23 5/8	100% cotton	1,40	✓
1919-250-L/3	-012457	L	black	720 28 3/8	660 25 1	600 23 5/8		80% cotton / 20% polyester	1,78	✓
1919-250-XL/3	-012464	XL	black	750 29 1/2	670 26 3/8	630 24 13/16		80% cotton / 20% polyester	1,80	✓
1919-290-L/5	-012471	L	black	740 29 1/8		600 23 5/8	570 22 7/16	90% polyester / 10% elastane	2,66	✓
1919-290-XL/5	-012495	XL	black	700 27 9/16		640 25 3/16	610 24 1/64	90% polyester / 10% elastane	2,70	✓

SERIES 999-SH



The KUKKO outdoor trade fair set of series 999-SH is ideal for outdoor events and combines classic and modern advertising media. It includes a 3x3 m tent with a printed back wall, which provides protection from the weather and is easy to transport. The striking advertising banner with the KUKKO logo ensures maximum visibility. The mobile trade fair counter is quickly set up and offers an appealing place for customer discussions. All elements are robust, easy to assemble, and designed for flexible use.

TECHNICAL ATTRIBUTES

#	GTIN	kg/lb	
999-SH-01	-405952	3 6.615	✓
999-SH-02	-405969	25 55.125	✓
999-SH-03	-405976	9 19.845	✓

SERIES 125
PROMOTIONAL ITEM

The valve cap driver with KUKKO-Chip from the 125 series is used to remove or secure the valve cap on the tire. With the help of the integrated KUKKO-Chip, the profile of the tires can be determined. Optionally, the chip can also be used for shopping carts.







TECHNICAL ATTRIBUTES

#	GTIN	Item name	mm/inch	mm/inch	mm/inch	Ø mm/inch	kg	
125-10	-023514	Valve cap wrench with KUKKO chip	31 1 1/4	75 2 15/16	14 9/16		0,40	✓
125-11	-010750	KUKKO chip with tire profile gauge			2 1/16	23,6 15/16	0,90	✓

Alphabetical Index

(with page reference)

A

Accessories for heating devices ... 725
Accessories for internal extractor ... 374
Accident protection tarpaulins ... 1033
All-steel lever clamp ... 813
All-steel screw clamps ... 803
Allen key ... 871
Alligator puller with fixed jaws and anti-slip safety (spindle neck) ... 312

B

Ball bearing puller set with grippers in hemispherical shape ... 490
Ball bearing puller with hook claws ... 496
Bearing installation tools ... 781
Bearing puller with fixed arms and side clamp ... 696
Bearing seperator Cobra with adjustable reach and side clamp ... 350

C

C-clamps ... 832
Cap and lid lifter ... 1046
Chain / oil filter wrench ... 684
chain tensioner ... 731
Chisel holder ... 858
clamp ... 165
Clamping tools ... 682
Clothing ... 1054
Combination puller with self-centering jaws ... 287
counter stay ... 395

D

DAVID ... 575
Deep-reach malleable cast iron clamp ... 825
Demo cube ... 983
Direct pressure ball joint puller ... 602
Disc cutter ... 751

E

Empty case ... 948
Engine conductor ... 672
Engine mounting stands ... 673
European ... 893
Extensions for pullers ... 472

F

Fall protection ... 1032
flange spreader ... 845
Fondue forks ... 1045
For pulling off ball bearings, roller bearings, inner rings and other tightly seated parts ... 566

G

glue clamps ... 838

H

hand punch stamp ... 924
Hand-held vises for an especially firm grip ... 796
Handy puller with force-amplifying self-centering and clamping jaws ... 687
Handy pullers with force-amplifying and self-centering jaws ... 279
Handy pullers with force-amplifying, self-centering jaws and a grease-hydraulic spindle ... 298
Heating devices ... 723
Heavy puller with oscillating and height-adjustable jaws ... 239
Heavy-duty malleable iron clamps ... 821
Heavy-duty pullers with swiveling jaws and combination crossbar ... 213
Hook spanner ... 898
Hook with toggle joint ... 390
hub puller ... 577
Hydraulic accessories ... 590
Hydraulic additional press ... 184
Hydraulic cylinders ... 582
Hydraulic spare parts ... 418
hydraulic spindle ... 182

I

Impact wrench ... 894
internal extractor ... 565

J

jaws 63

K

K-2030 109
K-Cutting / Loosening 713
K-External 653
K-Internal 671
K-Removing 495
K-Separation 455
K-Universal 305
Knife 1041
knife pouch 1044
Knife sharpener 1043
Knife stands 1055
KUKKO-Rhino 692

L

Lever-pressure ball joint puller 609
Lobster tongs 1045
locking pliers 847

M

Malleable cast iron screw clamps 814
Mechanical spindles 168
Micro puller for small parts and model making 342
Miter welding clamps 837
Mobile hydraulic puller GOLIATH with adjustable reach 572

N

Non-Sparking Sets 1010
Non-Sparking tab puller 1008
Non-Sparking tools 1012
Number and letter punches 905
Nut splitter 712

O

Oil hook 389
One-handed clamping and spreading clamps 840
Operating facilities 953

P

Parallel screw clamps 834
Picks and hooks 523
Piston pin press 695
Piston ring installation pliers 680
Pneumatic test set 677
POL screw clamps 831
power nut 482
Powerplate 175
Pressing out and pressing in 783
Pressure pieces 172
Promotional item 1056
Puller Economy with oscillating and height-adjustable jaws 264
Puller for camshaft sprockets 664
Puller for fan wheels with oscillating and height-adjustable jaws 269
Puller for rolling bearings (Swedish model) with cone knob 322
Puller for shoulder bearing inner rings 518
Puller for VW-AUDI clutch 691
Puller with conical self-tightening 330
Puller with narrow, self-tightening, crossing jaws 318
puller with oscillating and 180° reversible jaws 221
Puller with pump hydraulics and adjustable reach 555
Puller with self-centering jaws connected with a spring 356
Puller with self-tightening, crossing jaws 317
Puller without hollow piston cylinder 556
Pulling jaws extensions 166
Punching and cutting 755

R

Release key 897
Removing device for angular contact ball bearings 505
Removing of spring and grooved pins 519
Retaining ring pliers 526
Riveting tools 857

S

Sales displays 71
Sales walls 980
Screw extractor 742
Screw hole punch 762
Seal ring removing 507
Seal tools 940
Separating forks 626
Set of nozzle reamers 750
side screw and extensions 416

sliding hammer 382
Soft scraper 753
soft-face hammer 999
Soft-face hammer accessories 996
Soft-face hammer SELECTHOR 991
Special grease 1029
Spindle extension 183
spreader 624
Spring compressor 645
Steering wheel puller 657
stud extractor 531

T

Templates 922
Tension strap 1034
thread adapter 438
Thread adapter, spindle inserts, connecting nut 436
Thread files 739
Thread repair 736
Tool for brakes 698
Tool holder 855
Transport cart 952

U

Universal ball bearing extractor devices 563
Universal puller Economy for agriculture and workshop with a versatile combinable jaw set 199
Universal puller Techno with hook lock 194
Universal puller VARIO with spring-loaded Fall protection 189
Universal puller VARIO with spring-loaded jaw lock 188
Universal puller with sliding, always parallel jaws 102
Universal puller with swiveling jaws 205

V

Vises 841

W

Wall panels 959
Watchmaker's screwdriver 865
Wedge puller pliers 520
Wheel punch stamps 932
Windshield wiper puller 650
Workshop press 785
Workshop trolley 951

Index of item numbers

(with page reference)

0

0-75-P 63
0-75-S 67

1

1-190-P 63
1-190-S 67
1-191-P 84
1-191-S 88
1-192-P 104
1-192-Px 139
1-192-S 108
1-192-Sx 144
1-193-P 118
1-193-Px 148
1-193-S 122
1-193-Sx 151
1-194-P 96
1-194-S 98
1-195-P 132
1-195-S 134
1-250-P 63
1-250-S 67
1-251-P 84
1-251-S 88
1-252-P 104
1-252-Px 139
1-252-S 108
1-252-Sx 144
1-253-P 118
1-253-Px 148
1-253-S 122
1-253-Sx 151
1-254-P 96
1-254-S 98
1-255-P 132
1-255-S 134
1-400-P 63
1-400-S 67
1-401-P 84
1-401-S 88
1-90-P 63
1-90-S 67
1-91-P 84
1-91-S 88
1-92-P 104
1-92-Px 139
1-92-S 108
1-92-Sx 144
1-93-P 118
1-93-Px 148
1-93-S 122
1-93-Sx 151
1-94-P 96
1-94-S 98
1-95-P 132
1-95-S 134
1-V-100-P 166
1-V-100-S 167
1-V-150-P 166
1-V-150-S 167
10-A 633
10-G 633
10-M 632
100-1 682
100-2 682
100-3 682
1005F019 1015
1005F022 1015
1005F030 1015
1005F041 1015
1005F055 1015
1006F1011 1016
1006F1213 1016
1006F1415 1016
1006F1617 1016
1006F1819 1016
1006F2022 1016
1006F2123 1017
1006F2224 1019
1006F2427 1018
1006F2528 1021
1006F3032 1021
1006F3236 1022
1006F4146 1018
1006F4650 1020
1006F4651 1020
1006F4652 1020
1006F4653 1020
101-1 680
101-100 796
101-120 796
101-130 796
101-145 796
101-160 796
101-180 796
101-2 680
101-200 796
101-3 681
102-0 695
102-1 695
102-120 797
103-1 683
103-160 798
103-180 798
103-200 798
104 684
104-32 685
105-0 685
105-1 685
106-180 799
106-200 799
107-200 800
108-1 686
108-2 686
108-3 686
109-160 801
109-180 801
109-200 801
109-250 801
11-0-A 156
11-0-A3 156
11-0-A4 156
11-0-A5 156
11-0-AV 158
11-0-B 159
11-0-BV 160
11-1-A 156
11-1-A3 156
11-1-A4 156
11-1-A5 156
11-1-AV 158
11-1-B 159
11-1-BV 160
11-2-A 156
11-2-A3 156
11-2-A4 156
11-2-A5 156
11-2-AV 158
11-2-B 159
11-2-BV 160
11-3-B 159
110-01 194
110-02 194
110-1 194
110-10 194
110-2 194
110-20 194
110-3 194
110-4 194
112-1 322
112-10 322
112-125 802
112-150 802
112-2 322
112-20 322
112-3 322
113-115 802
113-116 802
113-130 802
113-131 802
113-20 323
113-3 323
114-1 287
114-2 287
114-3 287
118-0 664
118-1 664
12-1 312
12-2 312
12-3 312
12-4 313
12-5 313
12-6 313
12-7 313
120-1 188
120-10 188
120-2 188
120-20 188
120-3 188
120-30 188
120-ST 190
121-182 762
121-184 762
121-186 762

121-190 762
121-200 762
121-225 762
121-260 762
121-265 762
121-266 762
121-282 762
121-293 762
121-310 762
121-319 762
121-326 762
121-389 762
123 700
123-2 700
124-K 679
125-10 1056
125-11 1056
126-00 699
126-01 698
126-02 698
126-03 698
126-04 698
126-10 698
126-15 699
127 698
127-2 602
127-3 602
127-4 602
127-55 602
127-6296 603
127-7314 603
127-7503 603
128-1 605
128-2 605
128-3 605
128-30 606
128-30-H 607
128-4 605
128-40 606
128-40-H 607
128-5 605
128-50 606
128-50-H 607
128-60 606
128-60-H 607
128-F-60 651
128-F-SW 650
128-T-4 608
129-0 609
129-0-25 609
129-0-29 609
129-0-DC-1 609
129-0-DC-2 609
129-1 610
129-1-B-1 610
129-2 611
129-25 612
129-3 613
129-3-A 614
129-3-A-32 614
129-3-A-34 614
129-3-H 623
129-4 613
129-4-30 615
129-4-H 623
129-5 616
129-5-45 617
129-5-45-H10 619
129-5-45-H20 619
129-5-50 617
129-5-50-H10 619
129-5-50-H20 619
129-5-H 618
129-6 620
129-7-36 621
129-7-36-H 622
129-7-46 621
129-7-46-H 622
13-1 505
13-2 505
13-3 505
13-A 506
13-B 506
13-C 506
130-10 189
130-2 189
130-20 189
130-3 189
133-100 894
133-105 894
133-110 894
133-115 894
133-120 894
133-24 894
133-27 894
133-30 894
133-32 894
133-34 894
133-36 894
133-41 894
133-46 894
133-50 894
133-55 894
133-60 894
133-65 894
133-70 894
133-75 894
133-80 894
133-85 894
133-90 894
133-95 894
135-1 626
135-2 626
135-3 626
135-4 626
135-5 626
139-1 520
14-01 318
14-02 318
14-03 318
14-1 317
14-2 317
14-3 317
140-1 342
140-2 342
140-3 342
140-S 343
142-1 652
142-2 652
142-3 652
142-4 652
145-2 624
145-3 624
15-0 453
15-00 453
15-1 453
15-2 453
15-3 453
15-4 453
15-5 453
15-A 455
15-B 455
15-C 455
15-D 455
15-E 455
15-K 455
16 670
16-2 670
16-21 670
16-22 670
16-23 670
160-1-E 843
160-1-P 843
160-2-E 844
160-2-P 844
165-E 845
17-0 457
17-1 457
17-2 457
17-3 457
17-A 458
17-B 458
17-C 458
17-K 458
177-1 523
177-1/10 524
177-2 523
177-2/10 524
177-3 523
177-3/10 524
177-4 523
177-4/10 524
177-5 523
177-5/10 524
177-A 525
18-0 460
18-0-AS 439
18-00 460
18-003A 438
18-004A 438
18-005A 438
18-006A 438
18-008A 438
18-010A 438
18-012A 438
18-016A 438
18-1 460
18-2 460
18-2-AS 439
18-2-B 462
18-208A 438
18-210A 438
18-212A 438
18-214A 438
18-216A 438
18-218A 438
18-3 460
18-3-AS 439
18-3-B 462
18-314A 438
18-316A 438
18-318A 438
18-320A 438
18-322A 438
18-324A 438

18-4 460
18-4-B 462
18-4SAF 694
18-5 460
18-5-B 462
1897F1208 1023
1897F1209 1023
1897F1210 1023
1897F1211 1023
1897F1212 1023
1897F1213 1023
1897F1214 1023
1897F1215 1023
1897F1216 1023
1897F1217 1023
1897F1219 1023
1897F1222 1023
1897F1224 1023
1897F1227 1023
1897F1230 1023
1897F1232 1023
19-00-P 472
19-1-P 472
19-2-P 472
19-3-P 472
19-4-P 472
19-5-P 472
19-7-P 472
1900-30 893
1900-50 893
1900-75 893
1919-200-L 1053
1919-200-L/5 1054
1919-200-S 1053
1919-200-XL 1053
1919-200-XL/5 1054
1919-200-XS 1053
1919-250-L 1053
1919-250-L/3 1054
1919-250-XL 1053
1919-250-XL/3 1054
1919-290-L 1053
1919-290-L/5 1054
1919-290-M 1053
1919-290-S 1053
1919-290-XL 1053
1919-290-XL/5 1054
1919-900-1 1046
1919-900-2 1046

2

2-150-P 63
2-150-S 67
2-151-P 84
2-151-S 88
2-152-P 104
2-152-Px 139
2-152-S 108
2-152-Sx 144
2-153-P 118
2-153-Px 148
2-153-S 122
2-153-Sx 151
2-300-P 63
2-300-S 67
2-301-P 84
2-301-S 88
2-302-P 104
2-302-Px 139
2-302-S 108
2-302-Sx 144
2-303-P 118
2-303-Px 148
2-303-S 122
2-303-Sx 151
2-V-150-P 166
2-V-150-S 167
20+ST+S 136
20-0 60
20-0+ 102
20-00 60
20-00+ 102
20-00x 137
20-0x 137
20-1 60
20-1+ 102
20-1+S 116
20-1+S-T 131
20-1-2 60
20-1-25 60
20-1-4 60
20-1-S 82
20-1-S-T 95
20-10 60
20-10+ 102
20-10+2 102
20-10+S 116
20-10+S-T 131
20-10+SP 130
20-10-2 60
20-10-25 60
20-10-4 60
20-10-P3 72
20-10-S 82
20-10-S-T 95
20-10-SP 93
20-10-SP-T 100
20-10-V 691
20-10x 137
20-10xS 146
20-10xSP 154
20-1x 137
20-1xS 146
20-2 60
20-2+ 102
20-2+3 102
20-2+B 112
20-2+S 116
20-2-3 60
20-2-3-B 76
20-2-B 76
20-2-S 82
20-20 60
20-20+ 102
20-20+B 112
20-20+S 116
20-20+SP 130
20-20-3 60
20-20-3-B 76
20-20-B 76
20-20-P2 72
20-20-S 82
20-20-SP 93
20-20x 137
20-20xS 146
20-20xSP 154
20-2x 137
20-2xS 146
20-3 60
20-3+ 102
20-3+B 112
20-3+S 116
20-3-25 60
20-3-3 60
20-3-3-B 76
20-3-4 60
20-3-4-B 76
20-3-5 60
20-3-5-B 76
20-3-B 76
20-3-H 81
20-3-S 82
20-30 60
20-30+ 102
20-30+B 112
20-30+S 116
20-30+SP 130
20-30-3 60
20-30-3-B 76
20-30-4 60
20-30-4-B 76
20-30-5 60
20-30-5-B 76
20-30-B 76
20-30-H 81
20-30-P3 72
20-30-S 82
20-30-SP 93
20-30x 137
20-30xS 146
20-30xSP 154
20-3x 137
20-3xS 146
20-4 60
20-4-3 60
20-4-3-B 76
20-4-4 60
20-4-4-B 76
20-4-5 60
20-4-5-B 76
20-4-AV 73
20-4-B 76
20-4-H 81
20-40 60
20-40-4 60
20-40-4-B 76
20-40-5 60
20-40-5-B 76
20-40-AV 73
20-40-B 76
20-40-H 81
20-5 60
20-5-AV 73
20-5-H 81
20-ST 71
20-ST+ 111
20-ST+S 129
20-ST-S 92
20-STx 140
20-STxS 153
200-1 199
201-0 221
201-1 221
201-1-F 1008
201-2 221

201-2-F 1008
201-3 221
201-4 221
201-S 269
202-0 222
202-1 222
202-1-F 1009
202-2 222
202-2-F 1009
202-3 222
202-4 222
202-S 270
203-0 224
203-1 224
203-2 224
203-3 224
203-4 224
204-0 348
204-02 348
204-1 349
204-2 349
204-3 349
204-V 696
205-00 233
205-01 233
205-02 233
205-02-B 235
205-1 233
205-1-B 235
205-2 233
205-2-B 235
205-3 233
205-3-B 235
205-4 233
205-40 233
205-5 233
206-00 236
206-01 236
206-02 236
206-02-B 238
206-1 236
206-1-B 238
206-2 236
206-2-B 238
206-3 236
206-3-B 238
206-4 236
206-40 236
206-5 236
207-00 239
207-01 239
207-02 239
207-02-B 241
207-1 239
207-1-B 241
207-2 239
207-2-B 241
207-3 239
207-3-B 241
208-0 264
208-01 264
208-02 264
208-2-B 264
209-0 265
209-01 265
209-02 265
209-2-B 265
20x-TK-13 141
21-0 369
21-0-E 371
21-00 369
21-00-E 371
21-01 369
21-01-E 371
21-02 369
21-1 369
21-1-E 371
21-2 369
21-2-E 371
21-3 369
21-3-E 371
21-4 369
21-4-E 371
21-4-E-180 376
21-40 373
21-41 373
21-42 373
21-44-E 371
21-5 369
21-5-E 371
21-6 369
21-6-E 371
21-7 369
21-7-E 371
21-8 369
21-89 369
21-9 369
21-90 369
21-V-0 375
21-V-040 374
21-V-060 374
21-V-080 374
21-V-310 374
210-1 350
210-2 350
210-3 350
219-1 165
22-0+05 383
22-0+10 383
22-0+17 383
22-0-05 382
22-0-10 382
22-0-17 382
22-0-2-100 392
22-0-50 382
22-1 395
22-1-AS 441
22-2 395
22-3 395
22-4 395
22-5 395
220+ 332
220-1 330
220-2 330
220-3 330
220-4 330
2200 754
2200-1 753
2200-2 753
2200-3 753
2200-4 753
221-1 331
221-2 331
221-3 331
221-4 331
221-G 404
222-1 507
222-S 507
222-U 507
223 406
223-1 519
223-2 519
223-3 519
223-G 445
223-K 445
224-0-05 389
224-0-10 389
224-1 405
224-178 335
224-2 405
224-675 336
224-676 957
224-677 957
224-678 957
225 359
225-1 356
225-1-G 355
225-2 356
225-2-G 355
225-3 356
225-3-G 355
225-SK 358
225-SK-G 357
226-4/11 641
229-01 390
229-1 639
229-1-1 636
229-1-2 637
229-2 638
229-3 638
23 518
230-I 640
236-050 881
236-055 881
236-060 881
236-070 881
236-080 881
236-090 881
236-100 881
236-110 881
236-120 881
236-130 881
236-140 881
236-150 881
236-160 881
236-170 881
24-A 397
24-B 397
24-C 397
245-004 750
25-A 396
25-B 396
25-C 396
25-D 396
25-K 396
250-010 865
250-012 865
250-014 865
250-015 865
250-020 865
250-025 865
250-030 865
250-035 865
250-042 867
250-043 867

250-044 867
250-045 867
250-046 867
250-120 866
250-130 866
250-140 866
250-500 868
250-520 868
250-540 868
250-545 868
250-550 869
250-560 869
250-570 869
250-600 870
27-A 387
28-A 385
28-B 385
28-C 402
28-D 402
280-085 855
280-100 855
280-250 855
280-300 855
29-A-69 512
291-015 871
291-020 871
291-025 871
291-030 871
291-040 871
291-050 871
291-060 871
291-080 871
291-100 871
291-120 871
291-140 871
291-170 871
291-190 871
291-A/9 872
292-015 873
292-020 873
292-025 873
292-030 873
292-040 873
292-050 873
292-060 873
292-080 873
292-100 873
292-A/9 874
293-015 875
293-020 875
293-025 875
293-030 875
293-040 875
293-050 875
293-060 875
293-080 875
293-100 875
293-A/9 876
294-015 877
294-020 877
294-025 877
294-030 877
294-040 877
294-050 877
294-060 877
294-080 877
294-100 877
294-A/9 878
295-010 879
295-030 879
295-040 879
295-050 879
295-060 879
295-080 879
295-A/9 880
297-020 882
297-025 882
297-030 882
297-040 882
297-050 882
297-060 882
297-080 882
297-A/7 883
297-B/7 883

3

3-030111-GU-GU-1 991
3-030111-KU-KU-1 990
3-030111-NY-NY-1 993
3-040111-GU-GU-1 991
3-040111-GU-KU-1 992
3-040111-KU-KU-1 990
3-040111-NY-NY-1 993
3-050111-GU-GU-1 991
3-050111-KU-KU-1 990
3-050111-NY-NY-1 993
3-060111-GU-GU-1 991
3-060111-KU-KU-1 990
3-060111-NY-NY-1 993
3-080111-GU-GU-1 991
3-080111-NY-NY-1 993
3-080112-GU-GU-1 991
3-080112-NY-NY-1 993
3-100111-NY-NY-0 994
3-125111-NY-NY-0 994
3-200-P 63
3-200-S 67
3-201-P 84
3-201-S 88
3-202-P 104
3-202-Px 139
3-202-S 108
3-202-Sx 144
3-203-P 118
3-203-Px 148
3-203-S 122
3-203-Sx 151
3-250-P 63
3-250-S 67
3-300-P 63
3-300-S 67
3-301-P 84
3-301-S 88
3-302-P 104
3-302-Px 139
3-302-S 108
3-302-Sx 144
3-303-P 118
3-303-Px 148
3-303-S 122
3-303-Sx 151
3-400-P 63
3-400-S 67
3-401-P 84
3-401-S 88
3-402-P 104
3-402-Px 139
3-402-S 108
3-402-Sx 144
3-403-P 118
3-403-Px 148
3-403-S 122
3-403-Sx 151
3-500-P 63
3-500-S 67
3-501-P 84
3-501-S 88
3-502-P 104
3-502-Px 139
3-502-S 108
3-502-Sx 144
3-503-P 118
3-503-Px 148
3-503-S 122
3-503-Sx 151
30-0 65
30-00 65
30-00x 142
30-0x 142
30-1 65
30-1+ 106
30-1+S 120
30-1+S-T 133
30-1-2 65
30-1-S 86
30-1-S-T 97
30-10 65
30-10+ 106
30-10+S 120
30-10+S-T 133
30-10-2 65
30-10-P3 75
30-10-S 86
30-10-S-T 97
30-10-SP 94
30-10-SP-T 101
30-10x 142
30-10xS 150
30-10xSP 155
30-1x 142
30-1xS 150
30-2 65
30-2+ 106
30-2+B 113
30-2+S 120
30-2-3 65
30-2-3-B 78
30-2-B 78
30-2-S 86
30-20 65
30-20+ 106
30-20+B 113
30-20+S 120
30-20+T 960
30-20-3 65
30-20-3-B 78
30-20-B 78
30-20-P2 75
30-20-S 86
30-20-SP 94
30-20-T 959
30-20x 142
30-20xS 150
30-20xSP 155
30-2x 142

30-2xS 150
30-3 65
30-3+ 106
30-3+B 113
30-3+S 120
30-3-25 65
30-3-3 65
30-3-3-B 78
30-3-4 65
30-3-4-B 78
30-3-5 65
30-3-5-B 78
30-3-B 78
30-3-P3 75
30-3-S 86
30-3-SP 94
30-30 65
30-30+ 106
30-30+B 113
30-30-B 78
30-30x 142
30-30xS 150
30-30xSP 155
30-3x 142
30-3xS 150
30-3xSP 155
30-4 65
30-40 65
30-5 65
300H0201 924
300H0202 924
300H0203 924
300H0204 924
300H0205 924
300H0206 924
300H0207 924
300H0208 924
300H0209 924
300H0210 924
300H02S5 927
300H02S6 928
300H0301 924
300H0302 924
300H0303 924
300H0304 924
300H0305 924
300H0306 924
300H0307 924
300H0308 924
300H0309 924
300H0310 924
300H03S5 927
300H03S6 928
300H0401 924
300H0402 924
300H0403 924
300H0404 924
300H0405 924
300H0406 924
300H0407 924
300H0408 924
300H0409 924
300H0410 924
300H04S5 927
300H04S6 928
300H0501 924
300H0502 924
300H0503 924
300H0504 924
300H0505 924
300H0506 924
300H0507 924
300H0508 924
300H0510 924
300H05S5 927
300H05S6 928
300H0601 924
300H0602 924
300H0603 924
300H0604 924
300H0605 924
300H0606 924
300H0607 924
300H0608 924
300H0609 924
300H0610 924
300H06S5 927
300H06S6 928
300H07S5 927
300H07S6 928
300H0801 924
300H0802 924
300H0803 924
300H0804 924
300H0805 924
300H0806 924
300H0807 924
300H0808 924
300H0809 924
300H0810 924
300H08S5 927
300H08S6 928
300H1001 924
300H1002 924
300H1003 924
300H1004 924
300H1005 924
300H1006 924
300H1007 924
300H1008 924
300H1009 924
300H1010 924
300H10S5 927
300H10S6 928
300SZ0201 929
300SZ0202 929
300SZ0203 929
300SZ0204 929
300SZ0205 929
300SZ0206 929
300SZ0207 929
300SZ0208 929
300SZ0209 929
300SZ0210 929
300SZ0301 929
300SZ0302 929
300SZ0303 929
300SZ0304 929
300SZ0305 929
300SZ0306 929
300SZ0307 929
300SZ0308 929
300SZ0309 929
300SZ0310 929
300SZ0311 929
300SZ0401 929
300SZ0402 929
300SZ0403 929
300SZ0404 929
300SZ0405 929
300SZ0406 929
300SZ0407 929
300SZ0408 929
300SZ0409 929
300SZ0410 929
300SZ0411 929
300SZ0501 929
300SZ0502 929
300SZ0503 929
300SZ0504 929
300SZ0505 929
300SZ0506 929
300SZ0507 929
300SZ0508 929
300SZ0509 929
300SZ0510 929
300SZ0511 929
300SZ0512 929
300SZ0601 929
300SZ0602 929
300SZ0603 929
300SZ0604 929
300SZ0605 929
300SZ0606 929
300SZ0607 929
300SZ0608 929
300SZ0609 929
300SZ0610 929
300SZ0611 929
300SZ0612 929
300SZ0801 929
300SZ0802 929
300SZ0803 929
300SZ0804 929
300SZ0805 929
300SZ0806 929
300SZ0807 929
300SZ0808 929
300SZ0809 929
300SZ0810 929
300SZ0811 929
300SZ0812 929
301-159 884
301-198 884
301-238 884
301-318 884
301-397 884
301-476 884
301-635 884
301-794 884
301-953 884
301-A/9 885
30103021 996
30104021 996
30105021 996
30106021 996
30108021 996
302-127 886
302-159 886
302-198 886
302-238 886
302-277 886
302-318 886
302-357 886
302-397 886

302-476 886
302-556 886
302-635 886
302-794 886
302-953 886
302-A/13 887
30203021 997
30204021 997
30205021 997
30206021 997
30208021 997
30210021 997
30212521 997
303-127 888
303-159 888
303-198 888
303-238 888
303-277 888
303-318 888
303-357 888
303-397 888
303-476 888
303-556 888
303-635 888
303-794 888
303-953 888
30403021 998
30404021 998
30405021 998
30406021 998
31-1 657
31-2 657
315-801 856
315-802 856
32-1 658
32-2 658
321-200 751
321-400 751
321-600 751
321-800 751
322-200 752
322-400 752
322-600 752
322-800 752
326-002 755
326-003 755
326-004 755
326-005 755
326-006 755
326-007 755
326-008 755
326-009 755
326-010 755
326-011 755
326-012 755
326-013 755
326-014 755
326-015 755
326-016 755
326-017 755
326-018 755
326-019 755
326-020 755
326-021 755
326-022 755
326-023 755
326-024 755
326-025 755
326-026 755
326-027 755
326-028 755
326-029 755
326-030 755
326-031 755
326-032 755
326-033 755
326-034 755
326-035 755
326-036 755
326-037 755
326-038 755
326-039 755
326-040 755
326-041 755
326-042 755
326-043 755
326-044 755
326-045 755
326-046 755
326-047 755
326-048 755
326-049 755
326-050 755
326-055 755
326-060 755
326-065 755
326-070 755
326-075 755
326-080 755
326-085 755
326-090 755
326-095 755
326-100 755
326-109 758
326-119 758
326-120 758
326-130 758
326-230 759
326-320 760
326-330 760
326-350 760
326-360 760
327-020-B 922
327-020-Z 923
327-040-B 922
327-040-Z 923
327-050-B 922
327-050-Z 923
327-070-B 922
327-070-Z 923
327-100-B 922
327-100-Z 923
327-150-B 922
327-150-Z 923
327-200-B 922
327-200-Z 923
327-300-B 922
327-300-Z 923
328-101 905
328-1015 905
328-102 905
328-1025 905
328-103 905
328-104 905
328-105 905
328-106 905
328-107 905
328-108 905
328-110 905
328-112 905
328-115 905
328-120 905
329-201 914
329-2015 914
329-202 914
329-2025 914
329-203 914
329-204 914
329-205 914
329-206 914
329-207 914
329-208 914
329-210 914
329-212 914
329-215 914
329-216 914
329-220 914
33 659
330-001 907
330-0015 907
330-001R 912
330-001V 913
330-002 907
330-0025 907
330-002R 912
330-002V 913
330-003 907
330-003P 911
330-003R 912
330-003V 913
330-004 907
330-004P 911
330-004R 912
330-004V 913
330-005 907
330-005P 911
330-005R 912
330-005V 913
330-006 907
330-006P 911
330-006R 912
330-006V 913
330-007 907
330-008 907
330-008P 911
330-008R 912
330-008V 913
330-010 907
330-010P 911
330-010R 912
330-010V 913
330-012 907
330-012V 913
330-015 907
330-020 907
330-501 909
330-5015 909
330-502 909
330-5025 909
330-503 909
330-504 909
330-505 909
330-506 909
330-508 909
330-510 909

330-512 909
330-515 909
330-520 909
331-001 916
331-001K 918
331-001R 920
331-001V 921
331-002 916
331-002K 918
331-002R 920
331-002V 921
331-003 916
331-003K 918
331-003P 919
331-003R 920
331-003V 921
331-004 916
331-004K 918
331-004P 919
331-004R 920
331-004V 921
331-005 916
331-005K 918
331-005P 919
331-005R 920
331-005V 921
331-006 916
331-006K 918
331-006P 919
331-006R 920
331-006V 921
331-007 916
331-008 916
331-008K 918
331-008P 919
331-008R 920
331-008V 921
331-010 916
331-010K 918
331-010P 919
331-010R 920
331-010V 921
331-012 916
331-012K 918
331-012V 921
331-015 916
331-020 916
331-501 917
331-5015 917
331-502 917
331-5025 917
331-503 917
331-504 917
331-505 917
331-506 917
331-508 917
331-510 917
331-512 917
331-515 917
331-520 917
332-100 935
332-102 933
332-103 933
332-104 933
332-105 933
332-106 933
332-108 933
332-110 933
332-112 933
332-122 934
332-123 934
332-124 934
332-125 934
332-126 934
332-128 934
332-130 934
332-132 934
332-352 932
332-353 932
332-354 932
334-030 940
334-031 940
334-820 763
334-900 935
334-908 936
334-910 936
334-918 937
334-920 937
334-928 938
334-929 939
334-930 938
334-931 939
334-933 940
334-934 940
334S918 937
34-0 660
34-1 660
343-050 999
343-060 999
345F050 1012
345F100 1012
365-050 832
365-075 832
365-100 832
365-150 832
365-200 832
365-250 832
38 634

4

4-SP-P 74
4-SP-S 164
40-3 635
40-5 635
401-A/8 890
401-TX09 889
401-TX10 889
401-TX15 889
401-TX20 889
401-TX25 889
401-TX27 889
401-TX30 889
401-TX40 889
402-TX10 891
402-TX15 891
402-TX20 891
402-TX25 891
402-TX27 891
402-TX30 891
402-TX40 891
402-TX45 891
402-TX50 891
403-TR10 892
403-TR15 892
403-TR20 892
403-TR25 892
403-TR27 892
403-TR30 892
403-TR40 892
403-TR45 892
403-TR50 892
4040 1045
4041 1045
406-100 896
406-105 896
406-110 896
406-115 896
406-120 896
406-24 896
406-27 896
406-30 896
406-32 896
406-34 896
406-36 896
406-38 896
406-41 896
406-46 896
406-50 896
406-55 896
406-60 896
406-65 896
406-70 896
406-75 896
406-80 896
406-85 896
406-90 896
406-95 896
41-0 205
41-1 205
41-2 205
41-3 205
41-4 205
41-5 205
41-5-B 206
42-0 207
42-1 207
42-2 207
42-3 207
42-4 207
42-5 207
42-5-B 208
420-028 833
420-053 833
420-078 833
420-130 833
420-155 833
420-206 833
43-0-1 278
43-0-11 278
43-1 276
43-11 277
43-12 277
43-13 277
43-2 276
43-3 276
430-028 834
430-040 834
430-055 834
430-070 834
430-105 834
431-001 835
431-002 835
431-003 835
431-004 835
431-006 835

431-009 835
431-010 835
431-012 835
432-001 836
432-002 836
432-003 836
432-004 836
432-006 836
44-1 279
44-2 279
44-3 279
44-4 279
44-5 279
44-6 279
44-7 279
44-8 279
440-150 831
440-156 831
440-158 831
45-1 281
45-2 281
45-3 281
45-4 281
45-5 281
45-6 281
45-7 281
45-8 281
450-050 837
450-100 837
450-260 837
46-1-A 213
46-1-B 214
46-2-A 213
46-2-B 214
469-0100-050 803
469-0120-060 803
469-0160-080 803
469-0200-050 803
469-0200-060 803
469-0200-080 803
469-0200-100 803
469-0250-100 803
469-0250-120 803
469-0300-050 803
469-0300-060 803
469-0300-080 803
469-0300-100 803
469-0300-120 803
469-0300-140 803
469-0400-100 803
469-0400-120 803
469-0400-120-S 803
469-0500-120 803
469-0600-120 803
469-0600-120-S 803
469-0800-120 803
469-1000-120 803
469-1250-120 803
469-1500-120 803
469K0160-080 807
469K0200-100 807
469K0250-120 807
469K0300-140 807
469K0400-120 807
469K0500-120 807
469K0600-120 807
469K0800-120 807
469K1000-120 807
469K1250-120 807
469K1500-120 807
469P0100-050 805
469P0120-060 805
469P0160-080 805
469P0200-050 805
469P0200-060 805
469P0200-080 805
469P0200-100 805
469P0250-100 805
469P0250-120 805
469P0300-050 805
469P0300-060 805
469P0300-080 805
469P0300-100 805
469P0300-120 805
469P0300-140 805
469P0400-080 805
469P0400-100 805
469P0400-120 805
469P0400-120-S 805
469P0500-120 805
469P0600-120 805
469P0600-120-S 805
469P0800-120 805
469P1000-120 805
469P1250-120 805
469P1500-120 805
469PU0200-100 808
469PU0250-120 808
469PU0300-140 808
469PU0400-120 808
469PU0600-120 808
47-1-A 215
47-1-B 216
47-2-A 215
47-2-B 216
472H0120-060 813
472H0160-080 813
472H0200-100 813
472H0250-120 813
472H0300-140 813
472H0400-120 813
472H0500-120 813
472H0600-120 813
472H0800-120 813
472H1000-120 813
473K0200-120 809
473K0250-120 809
473K0300-120 809
473K0400-120 809
473K0500-120 809
473K0600-120 809
475K0250-120 810
475K0300-140 810
475K0500-140 810
475K0800-140 810
475K1000-120 810
475K1250-120 810
475K1500-120 810
476K0300-140 811
48 687
480K0300-175 812
480K0400-175 812
480K0500-175 812
480K0600-175 812
480K0800-175 812
480K1000-175 812
480K1250-175 812
480K1500-175 812
482-1 291
482-2 291
482-3 291
482-4 291
482-5 291
483-2 292
483-3 292
483-4 292
483-5 292
49-0-S 744
49-01 743
49-02 743
49-03 743
49-04 743
49-05 743
49-06 743
49-1 740
49-10 740
49-2 740
49-3 740
49-4 740
49-5 740
49-6 740
49-7 740
49-8 740
49-9 740
49-A 742
49-B 742
49-C 742
49-T-1 745
49-T-2 745
49-T-3 745
49-T-4 745
49-T-5 745
49-T-A 746
49-U-11 748
49-U-12 748
49-U-13 748
49-U-14 748
49-U-15 748
49-U-B 749
490-0100-050 814
490-0120-065 814
490-0120-080 814
490-0150-050 814
490-0160-080 814
490-0200-050 814
490-0200-065 814
490-0200-080 814
490-0200-100 814
490-0200-120 814
490-0250-080 814
490-0250-100 814
490-0250-120 814
490-0300-065 814
490-0300-080 814
490-0300-100 814
490-0300-120 814
490-0300-140 814
490-0400-080 814
490-0400-100 814
490-0400-120 814
490-0400-140 814
490-0400-175 814
490-0500-080 814
490-0500-100 814
490-0500-120 814

490-0500-140 814
490-0500-175 814
490-0600-080 814
490-0600-120 814
490-0600-140 814
490-0600-175 814
490-0800-120 814
490-0800-140 814
490-0800-175 814
490-1000-120 814
490-1000-140 814
490-1000-175 814
490-1250-120 814
490-1500-120 814
490K0160-080 820
490K0200-100 820
490K0250-120 820
490K0300-120 820
490K0300-140 820
490K0400-120 820
490K0400-175 820
490K0500-120 820
490K0600-120 820
490K0800-120 820
490K1000-120 820
490P0100-050 817
490P0120-065 817
490P0150-050 817
490P0160-080 817
490P0200-050 817
490P0200-065 817
490P0200-080 817
490P0200-100 817
490P0250-080 817
490P0250-100 817
490P0250-120 817
490P0300-065 817
490P0300-080 817
490P0300-100 817
490P0300-120 817
490P0300-140 817
490P0400-080 817
490P0400-100 817
490P0400-120 817
490P0400-140 817
490P0400-175 817
490P0500-100 817
490P0500-120 817
490P0500-140 817
490P0500-175 817
490P0600-120 817
490P0600-140 817
490P0600-175 817
490P0800-120 817
490P0800-140 817
490P0800-175 817
490P1000-120 817
490P1000-140 817
490P1000-175 817
493-0400-120 821
493-0500-120 821
493-0600-120 821
493-0800-120 821
493-1000-120 821
493-1250-120 821
493-1500-120 821
493-1800-120 821
493-2000-120 821
493-2200-120 821
493-2500-120 821
493-3000-120 821
493K0400-120 824
493K0500-120 824
493K0600-120 824
493K0800-120 824
493K1000-120 824
493K1250-120 824
493K1500-120 824
493K2000-120 824
493K2500-120 824
493K3000-120 824
493P0400-120 822
493P0500-120 822
493P0600-120 822
493P0800-120 822
493P1000-120 822
493P1250-120 822
493P1500-120 822
493P1800-120 822
493P2000-120 822
493P2200-120 822
493P2500-120 822
493P3000-120 822

5

5-SP-P 74
50-1 531
50-2 531
50-3 531
505-040 825
505-060 825
505-080 825
505-100 825
505K040 829
505K060 829
505K080 829
505K100 829
505P040 827
505P060 827
505P080 827
505P100 827
506-040 825
506-060 825
506-080 825
506-100 825
506K040 829
506K060 829
506K080 829
506K100 829
506P040 827
506P060 827
506P080 827
506P100 827
507-040 825
507-060 825
507-080 825
507-100 825
507K040 829
507K060 829
507K080 829
507K100 829
507P040 827
507P060 827
507P080 827
507P100 827
51-1 532
51-2 532
51-3 532
511-200 839
511-300 839
511-400 839
511-600 839
511-800 839
516-110 838
516-155 838
516-200 838
516-300 838
517-150K 840
517-300K 840
517-450K 840
517-600K 840
52 533
520-080 841
520-100 841
520-100-G 841
520-100-R 841
520-125 841
520-125-G 841
520-125-R 841
520-150 841
520-150-G 841
520-150-R 841
520-175 841
520-175-G 841
520-175-R 841
525-100 842
525-100-G 842
525-100-R 842
525-125 842
525-125-G 842
525-125-R 842
525-150 842
525-150-G 842
525-150-R 842
525-175 842
525-175-G 842
525-175-R 842
53-10 534
53-12 534
53-14 534
53-16 534
53-18 534
53-20 534
53-22 534
53-24 534
53-30 534
53-5 534
53-6 534
53-7 534
53-8 534
53-A 536
54-2 712
54-3 712
55-0 714
55-1 714
55-2 714
55-2-C 718
55-3 714
55-4 714
56-1 716
56-2 716
56-3 716
58-1 728
58-2 728
59-1 729

59-1-1 730
59-1-2 730

6

600-17 172
606-1-18 175
606-2-28 175
606-3-38 175
606-4-48 175
606-5-58 175
606-A 176
608080 168
608130 168
609087 168
609105 168
610070 168
610094 168
610110 168
610120 168
612080 168
612110 168
612130 168
612150 168
612200 168
614135 168
614160 168
614200 168
614242 168
614250 168
616220 168
616270 168
616325 168
618068 168
618105 168
618175 168
618210 168
621130 168
621170 168
621220 168
621300 168
621355 168
623150 168
623170 168
623230 168
623260 168
623325 168
626300 168
626400 168
626500 168
633400 168
633500 168
633600 168
637350 168
637500 168
637600 168
638300 168
65-0 645
65-1 645
65-2 645
66-1 646
66-2 646
66-3 646
660-614 1032
660-616 1032
660-618 1032
660-620 1032
670817 482
671017 482
671217 482
671224 482
671317 482
671519 482
671624 482
671827 482
671924 482
672032 482
672132 482
672432 482
672646 482
673046 482
673655 482
68-0 510
68-1 510
68-10 510
68-2 510
68-3 510
689-150 847
689-230 847
69-A 490
69-B 490
69-C 490
690+004 848
690-180 848
690-250 848
690-300 848
691+005 849
691-180 849
691-250 849
692-250 850
693-250 850
694-275 851
695-280 852
696-280 853
697-280 853
698-280 854
699-280 854
699904 1029
699915 1029
699975 1030
699990 1031

7

70-01 496
70-011-S 497
70-012-S 497
70-02 496
70-021-S 497
70-022-S 497
70-1 492
70-2 492
70-3 492
70-4 492
70-4730 493
70-4731 493
70-4733 493
70-4734 493
70-711 493
70-712 493
70-713 493
70-721 493
70-722 493
70-731 493
70-732 493
70-A 495
70-B 495
70-K 495
71 781
721-1 858
721F250 1013
728K-729 530
728K-A0 526
728K-A01 527
728K-A1 526
728K-A11 527
728K-A2 526
728K-A21 527
728K-A3 526
728K-A31 527
729K-J0 528
729K-J01 529
729K-J1 528
729K-J11 529
729K-J2 528
729K-J21 529
729K-J3 528
729K-J31 529
750-220 764
750-250 764
76-1 898
76-10 898
76-11 898
76-12 898
76-13 898
76-14 898
76-15 898
76-16 898
76-17 898
76-18 898
76-19 898
76-2 898
76-3 898
76-4 898
76-5 898
76-6 898
76-7 898
76-8 898
76-9 898
78-1100 725
78-12-A 725
78-12-M08-35 725
78-12-M10-35 725
78-12-M10-35-2 725
78-12-M12-35 725
78-12-M16-35 725
78-12-M20-35 725
78-12-M24-25 725
78-2-B/6 725
78-2000 725
78-2500 725
78-2X-M10-55 725
78-2X-M12-55 725
78-2X-M16-55 725
78-2X-M20-55 725
78-2X-M24-55 725
78-2X-M30-25 725
78-2X-M30-55 725
78-3-15 725
78-3-20 725
78-3000 725
78-3500 725
78-40 725
78-50 725
78-60 725
78-6600 725

8

8-0-621 178
8-0-626 178
8-1-B 179
8-1-F 179
8-2-K 179
8-2-M 179
8-HP-621 180
8-HP-623 180
8-HP-626 180
8-HP-633 180
8-HP-637 180
8-HP-800 180
800 182
800-050 183
800-100 183
800-150 183
800-626 170
801 182
802 182
804 182
818-0 409
818-021 407
818-100 463
818-150 464
818-215 308
818-250 416
818-250-P 417
818-280 416
818-280-P 417
820-0 307
832F380 1013
836F1223 1014
836F1224 1014
836F1225 1014
844-1-B 298
844-2-B 298
844-3-B 298
844-4-B 298
844-5-B 298
844-626 171
845-1-B 300
845-150 302
845-2-B 300
845-250 303
845-3-B 300
845-4-B 300
845-5-B 300
845-851 304
845-855 305
845-858 306
880-800 783
880-801 783
880-802 783
890-EVO1 784

9

9-1 184
9-2 184
9-3 184
90-101-210 1041
90-102-200 1041
90-103-200 1041
90-104-210 1041
90-105-160 1041
90-105-200 1041
90-190-270 1043
90-201-210 1042
90-202-200 1042
90-203-200 1042
90-204-210 1042
90-205-160 1042
90-205-200 1042
90-900-06 1044
91-90-160 1045
97-1 739
97-2 739
97-3 739
97-4 739
970-260 764
970-261 764
971-240 765
971-241 765
971-242 765
972-260 765
972-261 765
973-241 766
974-260 766
974-261 766
974-HSL 767
974-HSR 767
980-250 767
980-275 767
980-300 767
981-300 768
982-250 768
982-251 768
982-275 768
982-276 768
982-300 768
982-301 768
983-260 769
983-261 769
983-280 769
983-281 769
986-180 769
986-181 769
987-180 770
987-181 770
988-180 770
988-181 770
993-140 771
993-190 771
995-175 771
995-200 771
995-225 771
995-250 771
996-210 772
997-150 772
999-H 983
999-SH-01 1055
999-SH-02 1055
999-SH-03 1055

E

EVLW-2-INDUSTRIE 980
EVLW-2-KFZ 981
EVLW-2-NFZ 982
EVLW-INDUSTRIE-BASIC 979

G

G-22 391
GA10-1516 434
GA12-1/2 434
GA12-1/4 434
GA12-10 434
GA12-101 434
GA12-121 434
GA12-1515 434
GA12-1815 434
GA12-3 434
GA12-3/8 434
GA12-34 434
GA12-4 434
GA12-5 434
GA12-5/16 434
GA12-6 434
GA12-7/16 434
GA12-8 434
GA12-81 434
GA1415-12 434
GA1516-12 434
GA1615-21 434
GA7-10 434
GE10-10 436
GE10-1415 436
GE10-1815 436
GE101-1615 436
GE12-10 436
GE12-1415 436
GE12-1815 436
GE14-10 436
GE14-1415 436
GE14-1815 436
GE1415-1615 436
GE142-1615 436
GE16-10 436
GE16-1415 436
GE16-1815 436
GE1615-1615 436
GE162-1615 436
GE18-10 436
GE18-1415 436
GE18-1815 436
GE20-1815 436
GE2015-1615 436
GE22-1815 436
GE2215-1815 436
GE24-1815 436
GE3-10 436
GE4-10 436
GE5-10 436
GE5-5 436
GE6-10 436
GE8-10 436
GE8-1415 436
GE8-1815 436
GE81-1615 436
Goliath-200 574
Goliath-218 573
Goliath-256 572
Goliath-300 574
Goliath-318 573
Goliath-356 572
Goliath-500 574
Goliath-518 573
Goliath-556 572

K

K-127-A/6 604
K-142/4 653
K-142/6 653
K-16-A 671
K-16-B 671

K-20-1+S-T 128
K-20-1-2+B 114
K-20-15 115
K-200-1 200
K-200-1-F 1010
K-201-1-F 1011
K-202-1-F 1012
K-2030-1+A 110
K-2030-10 69
K-2030-10+ 109
K-2030-10+S 124
K-2030-10+S-T 135
K-2030-10-S 90
K-2030-10-S-T 99
K-2030-20 70
K-2030-20+S 125
K-2030-20+S+B 126
K-2030-20-B 80
K-2030-20-S 91
K-2030-20xS 152
K-22-01-UNC 442
K-22-A 399
K-22-A-E 401
K-22-A-M 400
K-22-B 399
K-22-B-E 401
K-22-C-E 401
K-220 333
K-220-221-A 334
K-222-A 508
K-226-4/12 693
K-26-A 384
K-26-B 384
K-363-2-S 521
K-482 294
K-49-B 747
K-54-B 713
K-55-B 715
K-58-M05-M10 736
K-59-1/14 731
K-600-A 173
K-600-B 173
K-600-C 173
K-600-D 173
K-606-A 177
K-68-A 511
K-68-B 511
K-68-C 511
K-70-A 499
K-70-B 499
K-70-C 499
K-71-L-A 782
K-71-L-B 782
K-71-L-C 782
K-71-L-D 782
K-78-12-A 724
K-78-20-A 724
K-78-23-A 724
K-8-HP-621 181
K-8-HP-623 181
K-8-HP-626 181
K-8-HP-633 181
K-8-HP-637 181
K-8-HP-800 181
K-98-A 737
K-A-KT-440-355-144 949
K-A-KT-440-355-76 949
K-A-TL-600-400-185 950
K-CubeBoxx 951
K-i-BOXX 948
K-L+BOXX 948
K-L-BOXX-L-136 948
K-L-BOXX-L-238 948
K-L-BOXX-MINI 948
K-SELECTHOR-01 995
K-XL-BOXX 948
K-Y-165-15-10-P 847
K-Y-165-15-20-P 847
K-Y-165-25-10-P 847
KS-2030-1-193+S 127
KS-22-01 443
KS-22-01-UNC 443
KS-22-02 443
KS-70-A-K 501

L

L-Schloss-45/35 948

M

MICRO 341

T

T-AW-20 723
T-AW-40 723

U

UFP-2 1033
UFP-3 1033
USB-1 1034

V

VM10-10 440
VM10-12 440
VM112-12 440
VM12-10 440
VM12-1516 440
VM12-7 440
VM14-12 440
VM1415-1415 440
VM1615-12 440
VM1815-1815 440
VM1815-58 440
VM2015-58 440
VM2215-58 440

W

W-3132/K2 857
W-3180 672
W-3188 672
W-6050/6 677
W-6050/8 677
W-6050/9 678
W-6066 673
W-6067 674
W-714-1 738
W-714-2 738
W-714-3 738
W-714-4 738
W-880010 897
W-880020 897
W-880030 897
W-880040 897
W-880050 897
W-880060 897
W-880080 897
W-880090 897
WT-000 961
WT-002 962
WT-003 963
WT-003+S 964
WT-004 965
WT-008 966
WT-010 967
WT-014 968
WT-017 969
WT-018 970
WT-019 971
WT-020 972
WT-021 973
WT-030 974
WT-031 975
WT-1-INDUSTRIE 977
WT-220 337
WT-43-44-45/12 978
WT-50 976

X

X-LS-10 955
X-MPK-780 952
X-MW-179-5 953
X-SB-65x75 956
X-SW-179-6 954

Y

Y-01-17 592
Y-02-17 592
Y-03-17 592
Y-04-17 592
Y-05-17 592
Y-06-17 592
Y-07-17 592
Y-08-17 592
Y-09-17 592
Y-10-17 592
Y-11-17 592
Y-12-17 592
Y-13-17 592
Y-14-17 592
Y-15-17 592
Y-16-17 592
Y-165-15-10-E 846
Y-165-15-20-E 846
Y-165-25-10-E 846
Y-17-17 592
Y-18-17 592
Y-19-17 592
Y-20-17 592
Y-215-2 566
Y-215-3 566
Y-215-4 566
Y-221-E 565
Y-315-4 566
Y-315-5 566
Y-321-E 565
Y-515-5 566
Y-515-6 566
Y-515-7 566
Y-521-E 565
Y-57-10 717
Y-57-19 717
Y-57-24 717
Y-57-32 717
Y-57-41 717
Y-57-50 717
Y-57-60 717
Y-60-100 578
Y-60-100-17 592
Y-60-200 578

Y-AP-371 586
Y-AP-372 786
Y-AP-373 786
Y-AP-75 785
Y05-208 560
Y08-208 559
Y10-208 560
Y18-208 559
Y20-11-0 562
Y20-11-1 562
Y20-11-2 562
Y20-180 564
Y20-205 556
Y20-206 558
Y20-215 556
Y20-216 558
Y200-00 589
Y205-00 590
Y205-20 591
Y205-27 590
Y206-30 591
Y218-03 418
Y218-04 418
Y218-06-P 418
Y218-07-P 418
Y218-08-P 418
Y218-09-P 418
Y218-10 587
Y218-11 587
Y218-12-P 418
Y218-31-P 418
Y218-33 418
Y28-11-0 561
Y28-11-1 561
Y28-11-2 561
Y28-180 563
Y28-200 414
Y28-205 555
Y28-206 557
Y28-215 555
Y28-216 557
Y28-218 410
Y28-256 250
Y30-180 564
Y30-205 556
Y30-206 558
Y300-00 589
Y305-00 590
Y305-20 591
Y306-30 591
Y318-03 418
Y318-04 418
Y318-10 587
Y318-11 587
Y318-12 587
Y318-33 418
Y318-36-P 418
Y318-37-P 418
Y318-38-P 418
Y318-39-P 418
Y318-41-P 418
Y38-180 563
Y38-205 555
Y38-206 557
Y38-300 414
Y38-318 410
Y38-356 250
Y50-180 564
Y50-205 556
Y50-206 558
Y50-215 556
Y50-216 558
Y500-00 589
Y505-00 590
Y505-20 591
Y506-30 591
Y518-03 418
Y518-04 418
Y518-07-P 418
Y518-08-P 418
Y518-09-P 418
Y518-10 587
Y518-11 587
Y518-31-P 418
Y518-33 418
Y58-180 563
Y58-205 555
Y58-206 557
Y58-215 555
Y58-216 557
Y58-500 414
Y58-518 410
Y58-556 250
YCH-604 588
YCR-400 588
YDB-27E 594
YDB-33E 594
YDB-55E 594
YDG-20E 594
YDG-30E 594
YDG-50E 594
YDM-20E 594
YDM-30E 594
YDM-50E 594
YF-200 584
YGA-2 584
YHP-320 584
YHP-321 584
YHP-324 584
YHP-325 584
YHP-326 584
YHP-420 584
YHP-421 584
YHP-424 584
YHP-425 584
YHU-S 692
YHU-S-Citaro 577
YHU-S-Y28-11-1 575
YM-235 584
YPP-520 585
YPP-525 585
YRE-050 581
YRE-101 581
YRE-106 581
YRE-701 581
YRH-132 580
YRH-202 580
YRH-206 580
YRH-302 580
YRH-603 580
YSM-100 582
YSM-200 582

ICON-LEGENDE

Item number	GTIN	Total width
Total depth	Overall height	Spread of the support arms
Load capacity	Gross weight	FWI seal of origin „Made in Germany“
spread (max.)	jaw spread vise	Jaw height
Clamping height	Width of the clamping rail	Depth of the clamping rail
Drawer width	Drawer height	Drawer depth
Worktop depth	Worktop width	Number of drawers
Valve present	Overall length	Diameter
Hose diameter	Hub	Color
Spannweite Aussenabziehen (min. - max.)	Reach (max.)	spread internal extraction (min. - max.)
Max. torque	Ball bearing ISO	Installation depth
Diameter of the puller	Mounting thread	Wrench size holding hex
Wrench size actuation hexagon	Overall jaw's hooked claw depth (overall claw depth H)	Total jaw thickness (L+1 mm) (jaw distance to base surface)
jaw's hooked claw width (jaw spread J)	Usable jaw's hooked claw reach (usable claw reach O)	Jaw's hooked claw thickness at the tip (claw thickness K)
Suitable for (list)	Spannweite Aussenabziehen (max.)	reach A1-A2
Thread dimension	spread puller (min. - max.)	Reach puller
For ball bearing with inner diameter	Female thread of connecting nut	Separating diameter (min. - max.)
Max. Pressure	Spannweite Aussenabziehen (min.)	Spanntiefe Aussenabziehen
Separating diameter (min.)	Separation diameter (max.)	Puller height
Voltage range	Max. Pressure of hydraulics	Suitable for (cross-reference list)
Length of the sliding hammer	impact stroke	Impact mass

ICON-LEGENDE

spread internal extraction (min.)	Spread internal extraction (max.)	Reach (min.)
Insertion depth (max.)	spread (min.)	reach (min.)
Insert thread	Internal thread of the thread adapter	For sockets with diameter
For socket with diameter (set)	spread counter stay (min. - max.)	Outreach (from/to)
Jaw length	Clamping force	Clamping thread
jaw spread	Diameter of the impact insert	Shore hardness
Head length	Beater insert filling quantity	Wrench span connecting nut
Wrench size	Width of the T-handle	Length of the screwdriver blade
Jaw spread	jaw opening	Circlip diameter
Tip diameter	Length of the spindle tip (pin punch)	Shaft diameter
Internal square drive size	Blade width	Blade length
Hole diameter	Cutting edge length	Max. sheet thickness (steel)
Cutting direction	Handle length	Overall width (for multi-jaw holders)
Overall depth (for multi-jaw holders)	Character height set	Wire gauge
Handle diameter	Screwdriver blade width	Blade thickness
Phillips profile	color ring	Diameter (multiple)
Cutting length set	Tip diameter set	Max. jaw opening
Dimensional drawing clamp grip	Number of pressure pieces	Punch insert diameter
spread pliers	Screw thread diameter (min - max)	Square drive
Diameter of the piston ring (min - max)	Clamping diameter (min - max)	Spring diameter (min - max)
Spring clamping range (min - max)	Valve spring insertion depth (min. - max.)	spread / projection clamp

ICON-LEGENDE

Cross-section of the slide rail	Maximum current	Jaw sets suitable for (list)
Spindle thread dimension	Mounting thread for tension bolt	Screw-in length of the thread adapter
For hand taps according to DIN 352	For hand reamers according to DIN 206	Clamping range for square drives
Shaft width	Font height	Flankenwinkel
Thread pitch	Beating insert fits	Overall length of the spindle
stud bolt diameter	Jaw length, short	Jaw length, long
Length to be extended by	Spare part from	Spannweite Trennabziehen (min. - max.)
Thread gauge (set)	Shaft diameter (min. - max.)	Inside/Outside diameter
Diameter of the jaw opening	Diameter of the bolt circle	Lever clamping range
Max. torque (hydraulic)	Fork height (jaw height)	Fork thickness at the tip, K
Inner diameter of the impact sleeves	Length of impact sleeves	For ball bearings with outer diameter
Outer diameter of the impact sleeves	Passage width	Clearance height
Overall height press frame	Stroke of the cylinder	Angle of the swivel unit
Flange diameter	Minimum diameter for screw bore	Chain length
Balanced chain length	Chain length Y strand	Pin spacing
Width of chain passage	Diameter of the press pins	Suitable for chain pin diameter
Radius of rounding pins	Sheet thickness	Cylinder height
Total length of the tools (set)	Diameter of the reversable spindle tip	Mounting diameter pressure piece
Length of concave	Length of the plate	Length of the tip
Outer diameter	Inner diameter	Outer diameter (set)
Blade length of the tools (set)	Hole diameter set	Thread diameter screw set (min - max)

ICON-LEGENDE

 Square drive set	 extension set	 Actuation hexagon span (set)
 Width of the tarpaulin	 Tarpaulin height	 Diameter of the barometer
 Division of the scale of the barometer	 Max. rivet diameter	 Suitable for fork tubes with diameter
 Spread counter stay (min. - max.)	 Clamping depth (min.)	 Length of the sliding hammer
 Impact distance	 Fork opening diameter set	 Chisel cutting edge width set
 Wrench size of the nut (min - max)	 For strength classes of the nut	 Body diameter
 Diameter of the oil filter	 drive internal square	 adapter internal square drive
 drive hexagon drive (male)	 flange diameter of the power nut	 Thread size of the power nut
 Overall height of the power nut	 Diameter of bolt circles (set)	 Length of stud extractor
 Diameter of the stud extractor	 Overall length (set)	 Stroke cylinder width
 Hub cylinder length	 Stroke cylinder height	 Usable oil volume
 Overall width hydraulic cylinder	 Overall depth hydraulic cylinder	 Overall height hydraulic cylinder
 Outer diameter hydraulic pressure piece	 External thread pressure cylinder	 internal thread hydraulic cylinder
 internal thread hydraulic pressure piece	Overall length set	Total depth of set
Overall height Set	Load capacity	Chisel cutting edge width
Cutting range (diameter) (min - max)	Piston ring clamping height	Clamping range (min - max)
Width of the basic unit	Drill diameter	Spannweite (min - max)
Max. torque	Suitable hydraulic spindles (list)	Diameter of the centering tip
Diameter of the spindle tip set	reach (min. - max.)	reach counter stay
Overall cutting height	Cutting edge thickness at the tip	Cutting thickness rear
Usable cutting depth	spread (min. - max.)	reach

ICON-LEGENDE

 Internal thread of the spindle	 Width of the jaws	 Hook thickness
 Internal extractor reach	 Diameter of the Bearing adapter	External thread of the spindle
 Hook length (min. - max.)	 Number of hooks	 Jaw opening
 Seal diameter (max)	 Overall length of the Hook spanner	 Working length
 Outer diameter Lock nut	 Jaw spread Hook spanner	 Head height Hook spanner
 Net weight	 Blade length	 spread of the body (max.)
 reach of the body (max.)	 Dimensions of the sleeves	 Diameter of the pressure piece
 Outer diameter of the impact ring	 Outer diameter of the extension	 Width across flats
 Width across flats	 Hook length (min.)	 Hook length (max.)
 Number of support rings	 Diameter of the support rings	 Insert sleeve dimensions
Diameter of twist drills	 Filling quantity	 Female thread of the handle
 Reach	 Gewindeadapter IG+AG	 Maximum weight of the ball bearing
 Temperatur	 Thread size of the nut	 Pressure range
 Connection of the hose	Version low spark	Item number
Profile	Total width of the separating knife	Overall length of the knife
Overall height of the knife	Blade length of the knife	Blade hardness
Handle design	Applications of the knife	Clothing size
Total width	Total depth	Total height
Drawer width	Drawer height	Drawer depth
Worktop depth	Worktop width	Total length
Maximum elongation	Lashing capacity LC	Length by which is extended

ICON-LEGENDE

 Span outside pull-off (min. - max.)	 Clamping depth of external puller	 Width across flats
 Span inside pull-out (min. - max.)	 reach (min. - max.)	 For ball bearings with inner diameter
Ø Diameter in mm	 Total length of the tools (set)	 Handle length
 Spatula width	 Non-sparking cutting width	 Size screwdriver
 Length	 Small span	 Spread (max)

IMPRINT

Edition 11/2025

Imprint:

K&K Swiss AG
Via Sant' Abbondio 59
CH-6577 Ranzo

Represented by:
Michael Kleinbongartz

Telefon: +49 (0) 2103-9754-300
Telefax: +49 (0) 2103-9754-310
E-Mail: info@kukko.com
Web: https://kukag.ch

Register entry:
Commercial register: Tessin
Register number: CH-020.3.044.143-6

Responsible for the content according to § 55 Abs. 2 RStV: Michael Kleinbongartz

© 2025 Kleinbongartz & Kaiser oHG | All rights reserved.
Unauthorized reproduction or distribution without written permission is strictly prohibited.
Technical changes and typographical and printing errors excepted.

KUKKO // *Pull forward*

KUKKO Werkzeugfabrik
Kleinbongartz & Kaiser oHG
Heinrich-Hertz-Straße 5
40721 Hilden
Germany

Phone: +49 (0) 2103-9754-300
Fax: +49 (0) 2103-9754-310

E-Mail: info@kukko.com
Web: https://www.kukko.com

Catalogue PDF:

4021176874734

CAT-EN-W11-010